WOORI BANK

Woori Financial Group, Korea

ANNUAL REPORT 2025

TABLE OF **CONTENTS**

I
ABOUT US

Who we are 8
Message from Chairman 10
Message from CEO 12
Milestones 14
WOORI BANK Overview 16

II
CORPORATE GOVERNANCE

Organizational Chart 20
Board of Directors 22
Senior Management 26
Compliance and Internal Audit Functions 30

III
OUR ACHIEVEMENTS

Digital Service Enhancements 34
Business Partnerships 36
New Premium Branches 40
New Product & Service Highlights 41

IV
2025 BUSINESS HIGHLIGHTS

Financial Highlights 44
Human Resource Development Report 2025 48
Employee Testimonials 49

V
FINANCIAL REPORT

WOORI BANK

YOUR SMART CHOICE IN FINANCE!

WOORI BANK (CAMBODIA) PLC. is one of the fastest-growing Commercial Banks in Cambodia with professional experiences in providing competitive financial services to Cambodians and has expanded its operational network to 140 branches nationwide and over 120-ATM/ Self-banking network.

ABOUT US

Who we are 8
Message from Chairman 10
Message from CEO 12
Milestones 14
WOORI BANK Overview 16

WHO **WE ARE?**

WOORI BANK (CAMBODIA) PLC. "WOORI BANK" is one of the fastest-growing Commercial Banks in Cambodia which had more than 30 years of experiences in providing financial services to Cambodians nationwide. It is a subsidiary of WOORI BANK (Korea), a leading Commercial Bank in Korea established since 1899.

WOORI BANK has committed to making lives better through smart and simple financial solutions incorporating advanced technology and introducing products and services, which best fit the needs of our prospective customers.

In November 2021, WOORI BANK has officially received the license as Commercial Bank granted by the National Bank of Cambodia (NBC) and officially launched as Commercial Bank from January 2022.

We are driving growth – helping to create jobs, develop communities, foster economic mobility, and address society's biggest challenges – while managing risk and providing a return to our clients and our shareholders. As we identify that, we can only be successful when the individuals, companies, communities, and employees we serve are able to reach their vision of success.

As of December 2025, WOORI BANK has expanded its **operational networks to 140 Branches nationwide and over 120-ATM/ Self-banking network.**

VISION, MISSION, **& CORE VALUES**

Our Vision

Innovate Today, Create Tomorrow

Our Mission

Contributing to the Cambodian Economy through better Financial Services for our Customers

Our Core Values

Customers
WOORI thinks of its customers and community first

Trust
WOORI builds customer trust based on principles

Expertise
WOORI has the expertise to lead the market

Innovation
WOORI shapes the future through innovation

MESSAGE FROM **CHAIRMAN**

Mr. Changseok Ohk
Chairman
WOORI BANK (CAMBODIA) PLC.

Dear Valued Customers, Partners and Stakeholders,

As we conclude 2025, a year defined by resilience and digital acceleration, **WOORI BANK (CAMBODIA) PLC. "WOORI BANK"** continues to be guided by our unwavering commitment to the Cambodian people. We have matured not only as a leading commercial institution but as a dedicated partner in the nation's progress, balancing technological innovation with deep social responsibility.

Trust remains our most valuable asset. By achieving the **PCI DSS certification** this year, we have reinforced our promise to protect our customers' digital lives with the highest international security standard. Ensuring the safety of our customers' transactions is the foundation upon which we build our digital future.

In the spirit of **national solidarity**, we have stood firmly alongside the Cambodian people during times of hardship. This year, we stand for humanitarian support for displaced families and refugees affected by border tensions, while continuing our debt relief programs for frontline heroes. Combined with our **W.I.S.H. program** (Woori Internship Scholarship & Hiring) at **Royal University of Phnom Penh,** which provides scholarships and career pathways for the next generation, we ensure that our success remains inseparable from the well-being of the communities we serve.

Looking **toward 2026**, we stay steadfast in our journey to become a **one of the leading bank in Cambodia** fueled by a customer-centric heart and a steadfast dedication to superior standards.

To the customers and shareholders who have extended their unwavering trust, we remain committed to providing enhanced value and security. I offer my sincerest wishes for the continued prosperity, health, and happiness of you and your families.

Warm regards,

Mr. Changseok Ohk
Chairman
WOORI BANK (CAMBODIA) PLC.

MESSAGE FROM **CEO**

Mr. Ju Sug Kang
Chief Executive Officer
WOORI BANK (CAMBODIA) PLC.

As of December 2025,
WOORI BANK (CAMBODIA) PLC. has:

- **USD 1,340.33 Million** of Total Assets
- **USD 770.78 Million** of Deposits
- **USD 1,027.66 Million** of Loan Portfolio
- **USD 275 Million** of Registered Capital
- **140**-Branch nationwide network with over **120**-ATM/Self-banking network

Dear Valued Customers, Partners and Stakeholders,

It is a privilege to share the story of another transformative year at **WOORI BANK (CAMBODIA) PLC." WOORI BANK".** As we reflect on 2025, we are deeply grateful for the opportunity to have served the Kingdom for **more than 30 years.**

Our stable growth this year reflects by the trust and continuous support from our **loyal customers of more than 550,000** and a dedicated team of more than **3,500 nationwide**. With total assets reaching **USD 1.3 billion** and a loan portfolio of **USD 1 billion**, our focus remains steadfast on supporting the local community. Above all, we are humbled by the **USD 770 million** in deposit savings, signaling the deep-rooted public trust in our stability.

Elevating Digital Trust & Innovation, in 2025, we moved beyond simply providing digital tools to setting new industry standards. We successfully achieved the **PCI DSS certification,** ensuring our customers enjoy world-class security for every card transaction. Furthermore, the launch of our **NICC Branch** at the Royal University of Phnom Penh (RUPP) has redefined our innovation in banking experience, the **"Campus Banking"**, bridging the gap between financial services and the next generation of Cambodian talents.

Strategic Move toward ESG, our journey this year was bolstered by strategic partnerships, most notably with **TADA** to promote Green Mobility, and the commitment of the **W.I.S.H. Program in partnership with RUPP**, which provides scholarships and career pathways to 100 students annually. These initiatives ensure that our growth is both inclusive and sustainable.

Looking forward to 2026, our goal is to become a **one of the leading banks in Cambodia.** We will achieve this by doubling down on customer-centricity, elevating the excellence of our digital banking ecosystem, and maintaining the most robust internal controls in the market.

I sincerely extend my deepest gratitude to our customers for their unwavering loyalty and to all stakeholders for their tireless dedication. Your confidence is the engine of our innovation.

Sincerely,

Mr. Ju Sug Kang
Chief Executive Officer
WOORI BANK (CAMBODIA) PLC.

MILESTONES

1990s

- Was started as an activity of **World Vision Cambodia's Area Development Program (ADP)**

2000

- Was named as a Micro-Enterprise Development (MED), a credit program of World Vision Cambodia

2003

- Became a registered company called **VisionFund (Cambodia) Ltd.** by the Ministry of Commerce

2004

- Licensed in March by the National Bank of Cambodia as VisionFund (Cambodia) Ltd.

2011

- WOORI BANK (Korea) entered the Cambodian market and acquired Malis Finance Plc. and changed name to Woori Finance Cambodia Plc. (WFC)

2014

- Granted MDI Microfinance Deposit Taking license from the NBC

2016

- Held official Grand Opening of New Head Office
- Awarded Client Protection Certification from Smart Campaign for meeting strong standards of client care

2017

- Granted the Gold in the Certification of Tax Compliance awards from the General Department of Taxation of the Kingdom of Cambodia.
- Became a founding member of the NBC FAST Project

2018

- Ownership change (June 2018) to WOORI BANK (Korea)
- Change Name to WB Finance Cambodia Co., Ltd (WBF)

2019

- Received approval in principle from the NBC on the merger request with Woori Finance Cambodia Plc. (WFC)

2020

- Feb'20: Completed the Merger between Woori Finance Cambodia Plc. (WFC) and WB Finance Co., Ltd. (WBF)
- Dec'20: Injected capital of USD 100 Million by WOORI BANK (Korea)

2021

- Nov'21 the Approval from the NBC & Dec'21 from the Ministry of Commerce on conversion to Commercial Bank with a new name "**WOORI BANK (CAMBODIA) PLC.**"

2022

- Officially launched the Commercial Bank services to the public on the 3rd January, 2022.

2025

As of December 2025,
WOORI BANK (CAMBODIA) PLC. has:

- **USD 1,340.33 Million** of Total Assets
- **USD 770.78 Million** of Deposits
- **USD 1,027.66 Million** of Loan Portfolio
- **USD 275 Million of** Registered Capital
- **140**-Branch nationwide network with over **120**-ATM/Self-banking network

WOORI BANK **OVERVIEW**

WOORI BANK (Korea), the sole shareholder (100% stake) of **WOORI BANK (CAMBODIA) PLC.** is a Korean multinational bank headquartered in Seoul, South Korea established in 1899. The parent company, WOORI BANK (Korea) is one of the top commercial banks in Korea, a member of **Woori Financial Group** with the total asset of **USD 462.7 billion** as of Dec 2025 and its extensive international network across the globe, providing a wide range of commercial, retail, and investment banking services through its approximately 466 worldwide networks in 24 countries.

466
WORLDWIDE NETWORKS

24
COUNTRIES

GROUP TOTAL ASSETS:
USD 462.7 Billion

GROUP CREDIT RATING:

- **Domestic (Korea):** AAA (The Highest level in Korea)
- **Moody's:** A1 Stable
- **S&P:** A+ Stable
- **Fitch:** A Stable

The year 2025 marks the 126th year of **WOORI BANK (Korea)** having maintained a history of over one hundred years. The bank intends to grow for another century and beyond to become a financial brand that will be there for you all the time.

II

CORPORATE GOVERNANCE

Organizational Chart 20
Board of Directors 22
Senior Management 26
Compliance and Internal Audit Functions 30

ORGANIZATIONAL **CHART**

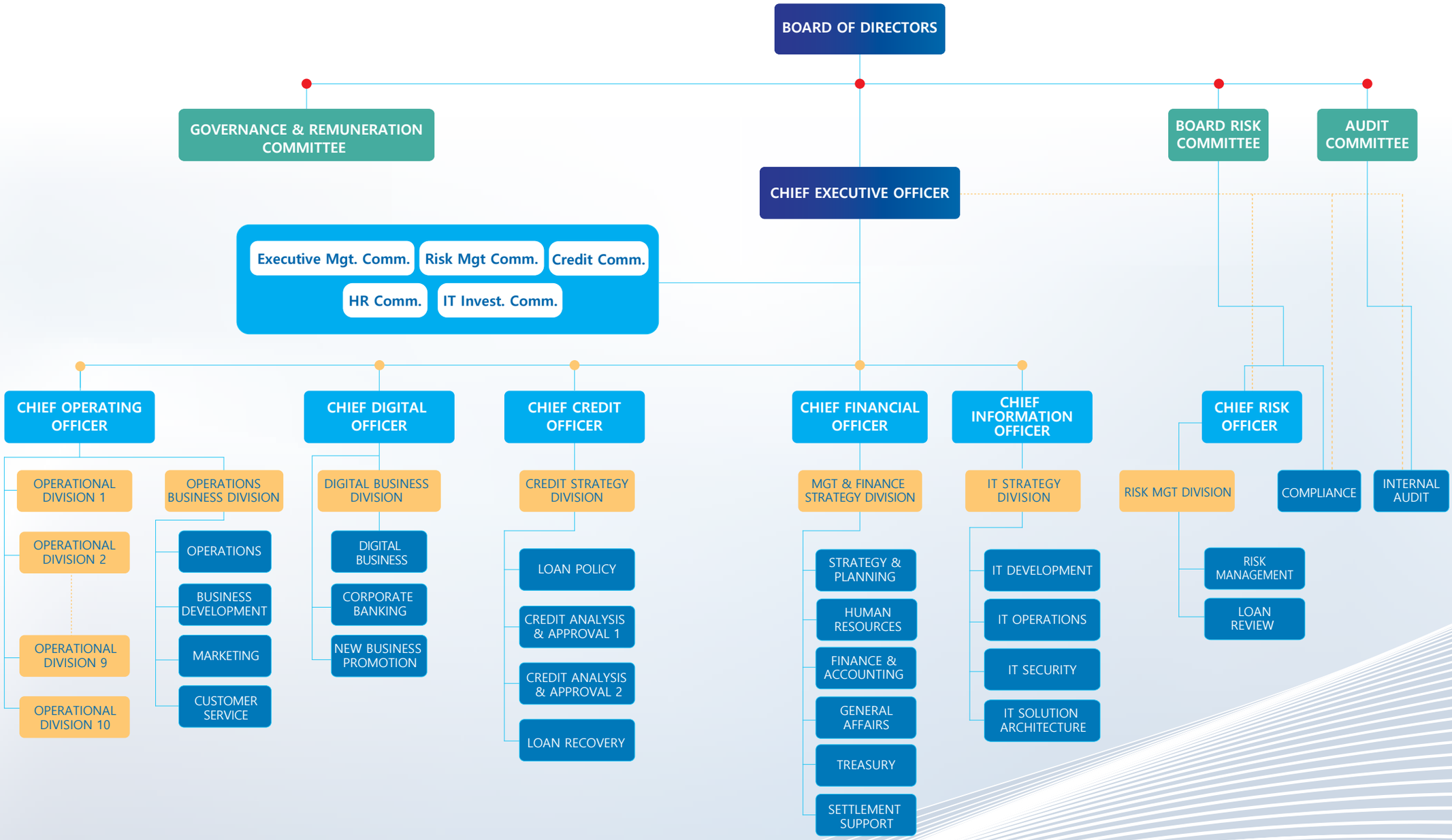

As of January 2026

BOARD OF **DIRECTORS**

MR. CHANGSEOK OHK

Chairman

Mr. Ohk, obtained bachelor's degree in Political Science and Diplomacy at Yonsei University, and MBA in Finance at Korea Advanced Institution of Science and Technology (KAIST).

Mr. Ohk has joined WOORI BANK (Korea) since 2002 right after his graduation from Yonsei University. Then, he has been continuing his career in the banking industry with wealth of experiences through various positions including in HR Department, Regional Office, Corporate Banking, Global Strategy as well as Branch Manager. His current role is one of the Branch Manager in WOORI BANK (Korea), prior to that he was working as the Head of Global Business Strategy and used to be the General Manager of Future Corporate Banking.

Mr. Ohk was approved as Chairman of the Board of **WOORI BANK (CAMBODIA) PLC.** from July 2024.

MR. CHEOL SU SOHN

BOD Member

Mr. Sohn has been working with WOORI BANK (Korea) since January 1995 in various positions starting from Officer Level to General Management and Chief Executive Officer of WOORI BANK (CAMBODIA) PLC. Most of his career was in Sales including branch staff, Deputy Branch Manager, and Branch Manager. His specialty has been in the corporate sector, including Corporate Finance and Corporate Sales. He also used to work in other support functions, such as the Business Support, Operations, and Human Resources, Regional Office, Credit Analysis and Approval Department targeting big corporate enterprises.

Mr. Sohn was appointed as a member of Board of Directors of **WOORI BANK (CAMBODIA) PLC.** in August 2025.

MR. DONG WOO SHIN

BOD Member

Mr. Shin graduated with a Bachelor degree in Economics from Kyonggi University, Korea in 2001. He began his career at WOORI BANK (Korea) in 2002 and has accumulated more than 23 years of experience in the banking sector. He possesses diverse expertise in Sales, Operations, Product Development, Strategy and Planning, as well as Finance and Treasury, including foreign exchange and fund management.

In August 2025, **Mr. Shin** was appointed as a member of the Board of **WOORI BANK (CAMBODIA) PLC.**

MS. FIONA WHYTE

Independent BOD Member

Ms. Whyte, a New Zealand citizen, has been an Independent Director at **WOORI BANK (CAMBODIA) PLC.** since February 2013. With over 30 years' experience in financial services across New Zealand and Southeast Asia, she holds a Graduate Diploma in Business Studies from Massey University (2007). She previously served as a World Vision New Zealand trustee, Vision Fund Cambodia Board member and a Principal Adviser at New Zealand's Financial Markets Authority.

MR. KY BUNTREAN

Independent BOD Member

Mr. Buntrean has joined **WOORI BANK (CAMBODIA) PLC.** since 2018 as an independent Board member and continues to work through merger transaction and conversion of the bank. He holds Master Degree of Law and Political Science and certificate of Bar Association of the Kingdom of Cambodia. Besides, he is a member of barrister (lawyer) of the Bar Association of the Kingdom of Cambodia and a part time professor at Royal University of Law and Economics, Cambodia.

After successfully merged between Woori Finance Cambodia Plc. and WB Finance Co., Ltd, **Mr. Buntrean** was re-appointed on February 2020 as an independent Board member of **WOORI BANK (CAMBODIA) PLC.**

MR. DUONG SARAK

Independent BOD Member

Mr. Sarak has almost 30-year working experiences, including the last 15 years with International Finance Corporation (IFC) of the World Bank Group in Cambodia and the Mekong Region, in Investment and Corporate Advisory, Agribusiness, and Private Sector Development. During his time as a Country Head of IFC, he managed senior relationships with Government counterparts, development partners and local & international firms. He has led several successful advisory engagements with Local SME firms during his time in Regional Mekong Advisory to help the business's scale expand, build partnerships and access to offshore investment funds.

Mr. Sarak holds a Master Degree of Arts in Development Studies at Royal University of Phnom Penh in 2009 and is currently a managing Partner at SME Frontier Partners, a corporate finance and investment advisory firm. He is also serving as a Senior Corporate Advisor for some local & international firms and has been appointed as an independent Board member at **WOORI BANK (CAMBODIA) PLC.** from August 2025.

MR. JEOUNG HOON YOO

Independent BOD Member

Mr. Yoo graduated with a Bachelor of Law from Seoul National University in 1998, then successfully completed the training from Judicial Research and Training Institute in 2003. Currently, he is a partner and group leader of Asia Practice Group of DLG Law Corporation, and prior to his current roles, he was an Independent Director of a Bank in Myanmar and has more than 20 years of experience with other law firms in different countries such as Cambodia, Laos, Myanmar, Thailand and Japan.

With his expertise in legal field, **Mr. Yoo** has been officially appointed to be an independent Board member of **WOORI BANK (CAMBODIA) PLC.** in August 2025.

SENIOR **MANAGEMENT**

MR. JU SUG KANG

Chief Executive Officer

Mr. Kang graduated with a Bachelor of Arts in Chinese Language and Literature from Seoul National University. He began his career with WOORI BANK (Korea) in 1998. Over the course of his 28-year tenure with the bank, he has held key international roles, including serving as a Finance Officer at WOORI BANK (China). **Mr. Kang** possesses extensive experience in Global Strategy Management, complemented by practical expertise gained through branch leadership and various head office functions, including HR Strategy and Training.

In February 2026, following approval from the National Bank of Cambodia, **Mr. Kang** was appointed as the Chief Executive Officer of **WOORI BANK (CAMBODIA) PLC.**

MR. DONG WOO SHIN

Chief Financial Officer

Mr. Shin graduated with a Bachelor degree in Economics from Kyonggi University, Korea in 2001. He began his career at WOORI BANK (Korea) in 2002 and has accumulated more than 23 years of experience in the banking sector. He possesses diverse expertise in Sales, Operations, Product Development, Strategy and Planning, as well as Finance and Treasury, including foreign exchange and fund management. In July 2023, **Mr. Shin** was appointed as the Chief Financial Officer (CFO) of **WOORI BANK (CAMBODIA) PLC.**

MR. EAT CHETRASORIVONG

Chief Information Officer

Mr. Sorivong graduated with a Master of Commerce in General Management from Charles Sturt University, Australia, in 2024, and holds a Bachelor of Science in Information Technology from Norton University, Cambodia, earned in 2006. He has over 20 years of experience driving transformative digital strategies, modernizing technology infrastructures, and fortifying cybersecurity within the banking and financial sectors. Notably, he was recognized as one of the Top 10 CIOs in ASEAN Financial Services in 2018. Throughout his career, he has held senior leadership roles, including Chief Technology Officer, Head of IT Audit, Head of IT Department, and Independent IT Consultant. In 2025, **Mr. Sorivong** was appointed as Chief Information Officer (CIO) at **WOORI BANK (CAMBODIA) PLC.**

MR. PREAP PISETH

Chief Operating Officer

Mr. Piseth gained over a decade of substantial experience in Development, Customer Service, Sponsorship Management, Public Communication, and Administration, as well as Management and Leadership, prior to entering the financial sector. His career with **WOORI BANK (CAMBODIA) PLC.** commenced in 2008. Before joining the bank, he worked for World Vision Cambodia and the Secretariat of the Civil Service (formerly the Secretariat for Public Functions) of the Royal Government of Cambodia. **Mr. Piseth** holds a Master of Business Administration from Anglia Ruskin University, Global FTMS Campus in Singapore. He also holds a Bachelor of Economics in Enterprise Management and an Associate Degree in Professional Law from the Royal University of Law and Economics in Cambodia.

MR. CHANG YOU KIM

Chief Digital Officer

Mr. Kim obtained his Master Degree in Science and Finance at Michigan State University of USA in 2010 and Master Degree of Business Administration at the KDI School of Public Policy & Management of Korea in 2011. He has joined WOORI BANK (Korea) in 2003 and has been continuing his career with WOORI BANK (Korea) until present with many experiences through various positions. Before **Mr. Kim** was appointed as Chief Digital Officer of **WOORI BANK (CAMBODIA) PLC**. in the early of 2025, he was working in position as Deputy Chief Financial Officer.

MR. SOPHAL SOPHATH

Chief Credit Officer

Mr. Sophath, joined **WOORI BANK (CAMBODIA) PLC.** in 2025 as the Chief Credit Officer. He graduated with a Master of Business Administration from Norton University and Ateneo de Zamboanga University in 2003. With 26 years of experience in the financial industry, he has held several senior executive positions, including Vice President of Credit Management, Chief Operating Officer (COO), and Head of Credit Department. Throughout his career, **Mr. Sophath** has demonstrated a proven ability to lead financial institutions effectively through strategic diversification and management.

MS. TOP SOK SAMPHEA

Chief Risk Officer

Ms. Samphea joined **WOORI BANK (CAMBODIA) PLC.** in 2002 as the Director of Finance and Administration. She was appointed Chief Operating Officer in 2008 and transitioned to Chief Risk Officer in April 2021. Prior to joining with the bank, she served as a Senior Auditor at Ernst & Young and PwC Cambodia. Currently, she is a Board Member of the Cambodia Microfinance Association (CMA). With more than 20 years of experience, she has extensive expertise in Finance, Accounting, Management, Business Planning and Strategy, Auditing, Administration, and Communications. **Ms. Samphea** earned both her Bachelor's and Master's Degrees in Business Administration from the National University of Management in Cambodia and holds a Diploma in Accounting and Administration from Noisy-le-Grand College in France.

COMPLIANCE **AND INTERNAL AUDIT FUNCTIONS**

MS. SIV CHANVOLEAK

General Manager,
Head of Compliance Department

Ms. Chanvoleak joined **WOORI BANK (CAMBODIA) PLC.** in 2023 as Head of Compliance Department. She has over 10 years of experiences in the compliance regime, including 8 years of work experience in the banking sector. She also holds a Certified Regulatory Compliance qualification accredited by the National Bank of Cambodia, in addition to a Diploma in AML/CFT Compliance from the International Compliance Association (ICA).

MS. HIN SOCHEAT

General Manager,
Head of Internal Audit Department

Ms. Socheat joined **WOORI BANK (CAMBODIA) PLC.** in 2015 as Head of Internal Audit Department. She has 9 years of experiences in the banking and MFI sectors and many years of experience with an audit firm prior to that. She holds a Bachelor of Business Administration in Finance and Accounting from the National University of Management and a Bachelor of Education from the Institute of Foreign Languages (IFL) at the Royal University of Phnom Penh.

III

OUR ACHIEVEMENTS

Digital Service Enhancements 34
Business Partnerships 36
New Premium Branches 40
New Product and Service Highlights 41

DIGITAL SERVICE **ENHANCEMENTS**

Mobile Banking Enhancement “WOORI BANK Mobile”

New Features

- Rollout New Quick Loan against Fixed Deposit Function
- Rollout New Explore Function
- Rollout New Feature of Open New Hope Savings & Savings Account Plus
- Rollout New Feature of Repeat Return & Save Favorite Template
- Rollout New Card Activation Feature
- Rollout New Feature of Reactivate Dormant Account
- Enhance Find Us Function with add new ATM/CRM, Merchant Locators
- Add Ministry Public Works & Transport Online Bill Payment Service
- Add PPSHV Expressway Online Bill Payment Service
- Add Daiichi Life Insurance Online Bill Payment Service

Merchant App Enhancement “WOORI BANK Merchant App”

New Features

- Self-Onboard
- QR Generation
- Dashboard
- Request Printed QR
- Store Management
- User Management
- Merchant Statement
- Transaction Inquiry
- Notification
- Telegram Alert
- Help Center
- Language
- Profile

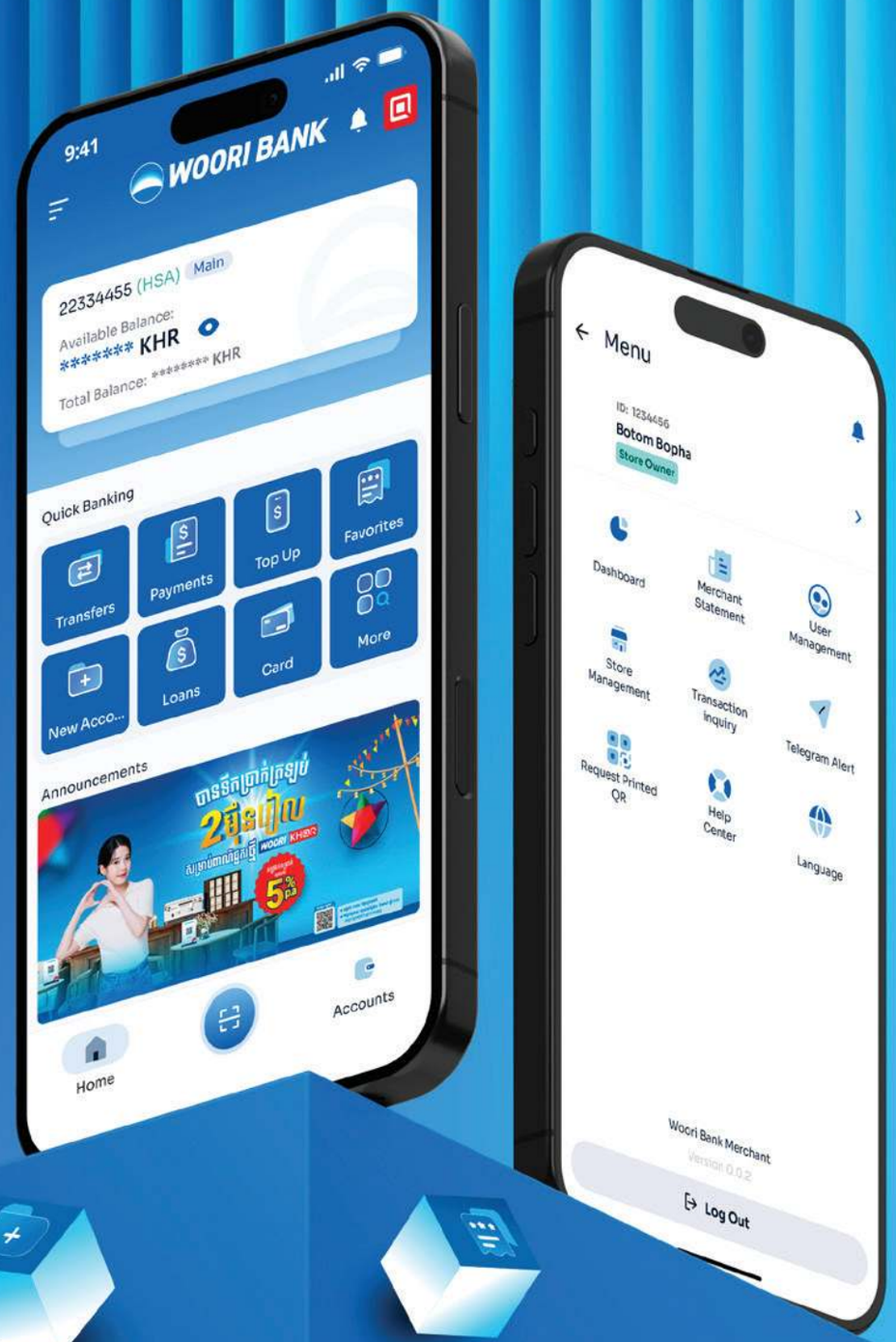

BUSINESS **PARTNERSHIPS**

Digital Business Partnership

To respond with the competitive market and provide customer convenience, **WOORI BANK (CAMBODIA) PLC. "WOORI BANK"** is collaborating with the following new partners:

#	Partner	Service Cooperation
1	**EDC**	Customers can perform online bill payment service instantly and convenient via WOORI BANK Mobile with all EDC provincial branches (totally 21 branches).
2	**Private billers**	Customers can perform online bill payment to private billers of electricity, water, solid waste, and general bills up to 200 billers nationwide.
3	**Cogetel Company**	Customers can perform online bill payment for internet WI-Fi bill to Cogetel company as below: • Internet Home services allow WOORI BANK's customers to pay bill for Home Internet Wi-Fi. • Online ISP Cambodia services enable WOORI BANK's customers to pay bill for Corporate Internet Wi-Fi.
4	**Ministry Public Works & Transport**	WOORI BANK's customers are able to perform online bill payment services for Ministry of Public Works & Transport services.
5	**PPSHV Expressway**	WOORI BANK's customers are able to top-up money into their vehicle plate number to pay for Phnom Penh - Sihanouk Ville Expressway.
6	**Daiichi Life Insurance**	WOORI BANK's customers are able to pay Daiichi Life Insurance via online bill payment.

Merchant & Alliance Partnership

Since 2023, **WOORI BANK (CAMBODIA) PLC. "WOORI BANK"** has forged strategic partnerships with leading lifestyle and entertainment providers, including industry giants **Sabay Cinema** and **Legend Cinema**, as well as the ride-hailing platform **TADA.** These collaborations provide the bank with a combined reach of over 3 million customers, spanning a diverse demographic from youth to adults.

As of December 2025, WOORI BANK further expanded its ecosystem by onboarding more than **320 Merchant Discount Partners** and **VISA Card Alliances.** This robust network offers specialized value across multiple sectors, including F&B, Healthcare, Hospitality, Education, Retail, Entertainment, Consumer Electronics, etc.

Merchant Discount Partner shops are WOORI-KHQR Merchant cooperated with WOORI BANK by providing special discount privilege to WOORI BANK's Customers who scan to pay through WOORI-KHQR at their shops, while **VISA Card Alliances** are those partnered shops providing special discount privilege to our WOORI VISA Card holders.

Breakdown by Business Category

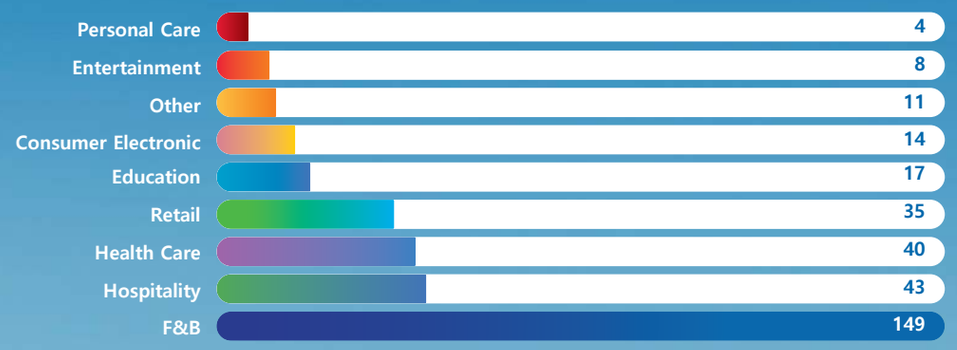

BANCASSURANCE Partnership

WOORI BANK (CAMBODIA) PLC. "WOORI BANK" has reached a new milestone in financial excellence, officially launching BANCASSURANCE business across 45 branches nationwide. In an exclusive partnership with **Daiichi Life Insurance (Cambodia) PLC.," Daiichi Life"** we provide a seamless fusion of banking and life insurance to protect what matters most to you.

Our Service Advantages

- **Expansive Reach:** Expert insurance consultancy is now available at **45 strategic locations,** spanning key provinces and urban centers across the Kingdom.
- **Expert Guidance:** Each branch features **specialized insurance professionals** ready to provide customers personalized financial planning consultation and on-site support.
- **One-Stop Convenience:** We fulfill our **"One-Stop Financial Service"** promise, allowing WOORI BANK's customers maximum convenience in managing their banking and insurance needs efficiently.

NEW PREMIUM **BRANCHES**

WOORI BANK (CAMBODIA) PLC. "WOORI BANK" boasted a robust network comprising 10 Regional Offices and **140 Branch Offices**, strategically positioned across 25 Provinces throughout Cambodia. In a bid to enhance accessibility and cater to the evolving needs of our customers, the bank has embarked on a further expansion initiative, culminating in the development of **two new premium branches in Phnom Penh and Siem Reap.** The branches are poised to offer unparalleled convenience and service excellence. Equipped with modern facilities and adorned with an attractive interior design, and to provide a welcoming and comfortable environment for both existing and prospective customers. With unwavering support and a burgeoning demand from our clientele, WOORI BANK remains committed to expanding its operational footprint across Cambodia, both in Phnom Penh and provinces, to better serve the banking needs for the community.

NEW PRODUCT AND **SERVICE HIGHLIGHTS**

Digital Service

WOORI BANK Merchant App is a new mobile application tailored to empower all business owners who are merchants of **WOORI BANK (CAMBODIA) PLC. "WOORI BANK"** to manage their business operation and payments transaction report with efficiency and ease.

Main Features

Access & Administration: for general Account Management such as Store Management, User Management, Self-Registration, etc.

Core Merchant Tools: for managing the daily operations such as Merchant Statement, QR Generation, Dashboard, etc.

Monitoring & Support: for staying updated and getting assistance such as Telegram Alert, Help Center, Notification, etc.

Credit Product

Quick Loan against Fixed Deposit is known as secured loan by fixed deposit opened with WOORI BANK. It is available for customers who need emergency cash without breaking fixed deposit with the bank. It is fast and convenient process of getting loans through WOORI BANK Mobile.

Currency	KHR and USD
Loan Size	From KHR 400,000 to KHR 400,000,000; or From USD 100 to USD 100,000 or
	Up to 90% of Fixed Deposit
Loan Term	Equal to the remaining term of Fixed Deposit The maturity date of loan and Fixed Deposit must be on the same day.
Interest Rate	Plus 2.5% per annum on top of Fixed Deposit interest rate (maximum 18% per annum)
Collateral	Fixed Deposit opened with WOORI BANK under the name of applicant (borrower).

IV

2025 BUSINESS HIGHLIGHTS

Financial Highlights 44
Human Resource Development Report 2025 48
Employee Testimonials 49
News Highlights 2025 52
CSR Highlights 2025 54
Client Success Stories 58
Our Products and Services 62
Environmental and Employment Data 88
Branch Networks and Operational Areas 90

FINANCIAL **HIGHLIGHTS**

KEY FIGURES

Descriptions	Dec-25	Dec-24
Number of Active Borrowers	**122,556**	151,518
% of Women Borrowers	**66.58%**	66.96%
% of Rural Borrowers	**69.53%**	71.52%
% of Agricultural Borrowers	**29.26%**	29.60%
Number of Regional Offices	**10**	17
Number of Districts Covered	**207**	207
Total Staff	**3,539**	3,884
Loan Portfolio	**USD 1,027,657,892**	**USD 1,223,915,775**
Average Portfolio per Borrower	**USD 8,385**	USD 8,078
Average Portfolio per Credit Officer	**USD 775,006**	USD 770,651
Savings Value	**USD 770,782,358**	USD 738,025,372
Number of Depositors	**550,953**	514,498
Total Assets	**USD 1,340,327,151**	**USD 1,506,912,814**
Total Equity	**USD 429,779,997**	**USD 435,411,116**
Return of Equity (ROE)	**-1.30%**	-0.76%
Return on Assets (ROA)	**-0.40%**	-0.20%

LOAN METHODOLOGIES
BY CLIENT NUMBER

LOAN METHODOLOGIES
BY PORTFOLIO SIZE

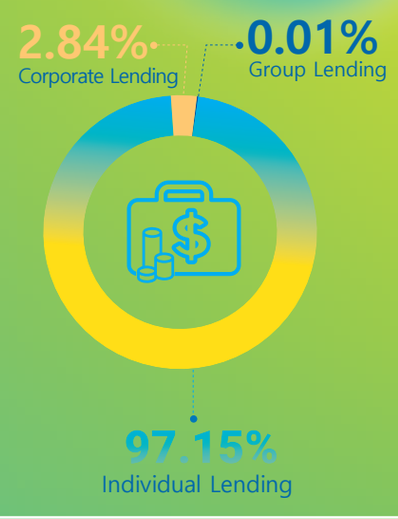

GROWTH TREND
(DECEMBER 2025)

LOAN PORTFOLIO (IN MILLION USD)	1,027.66
SAVINGS VALUE (IN MILLION USD)	770.78
TOTAL ASSETS (IN MILLION USD)	1,340.33
ACTIVE BORROWERS	122,556
NUMBER OF DEPOSITORS	550,953

DECEMBER 2021 – DECEMBER 2025 (IN MILLION USD)

LOAN PORTFOLIO

SAVINGS VALUE

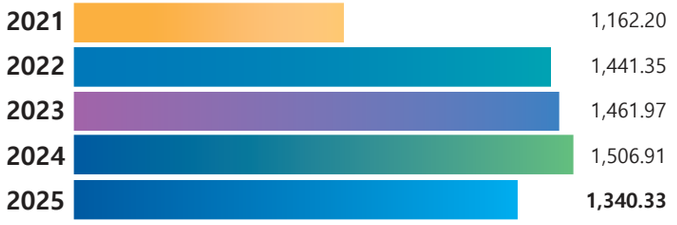

TOTAL ASSETS

DECEMBER 2021 – DECEMBER 2025

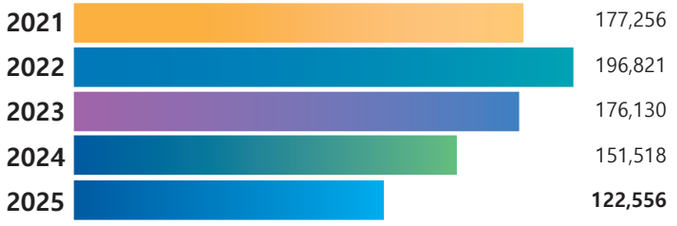

ACTIVE BORROWERS

NUMBER OF DEPOSITORS

NUMBER OF MB USERS

NUMBER OF ATM MACHINES

TAX PAID REPORT

In the interest of fiscal transparency, we are pleased to publish our consolidated tax paid report in the table below:

Units in USD	2021	2022	2023	2024	2025
Tax on income	11,756,722	11,800,719	2,751,389	-	-
Prepayment of income tax	1,252,193	1,708,308	1,766,710	1,742,011	1,378,422
Witholding tax	1,912,554	4,930,403	9,549,664	7,540,144	4,789,358
Tax on salary	1,324,151	1,639,996	1,419,224	1,642,843	1,523,293
Signboard tax	115,098	211,688	327,743	320,786	268,945
Value-added tax (Reverse Charge)	-	5,222	190,194	132,090	124,131
Patent tax	18,500	18,500	18,500	18,500	19,750
Tax on means of transportation	3,593	3,388	3,186	3,120	4,020
Total Paid	**16,382,810**	**20,318,224**	**16,026,611**	**11,399,494**	**8,107,919**
Accumulate amount*	**57,906,987**	**78,225,211**	**94,251,822**	**105,651,317**	**113,759,236**

** Total and Accumulated Amount from year 2021.*

HUMAN RESOURCE **DEVELOPMENT REPORT 2025**

Despite facing the economic downturn in the country, **WOORI BANK (CAMBODIA) PLC. "WOORI BANK"** has maintained a significant investment in employee development during 2025, allocating approximately USD138,400 towards various training programs and initiatives. This commitment aims to equip employees with the necessary skills and knowledge to effectively operate as a leading Commercial Bank in Cambodia.

In 2025, WOORI BANK delivered a total of 155 courses, covering 729 individual training sessions. The delivery methods were distributed as follows: 48% classroom-based, 28% virtual training, and 24% through e-learning. The training programs were primarily in-house, with 65% (101 courses) conducted internally, including new staff training. The remaining 35% (54 courses) were external training programs. A total of 77,664 participants benefited from these training initiatives. Furthermore, key programs such as certification program, talent incubation, competition, and competency programs were implemented to engage and enhance the learning experiences of non-experienced employees and sales teams.

Staff capacity development remains a top priority for WOORI BANK in 2026. This strategic focus is critical for positioning WOORI BANK as a leading bank in Cambodia. The primary objectives for the upcoming year include enhancing customer service skills, cultivating a coaching mindset for field management and staff, and improving sales proficiency through high-quality training programs. WOORI BANK is committed to prioritizing employee learning and development, with the ultimate goal of establishing as the fastest, most convenient, and innovative bank in Cambodia.

EMPLOYEE **TESTIMONIALS**

From Manager to Deputy GM

Since I start with **WOORI BANK (CAMBODIA) PLC. "WOORI BANK**" in 2018 as Manager, Internal Auditor, and my career has been a journey of continuous growth and expanding responsibility. Progressing to Senior Manager Auditor and now Deputy Head, Internal Audit, I have had the opportunity to deepen my expertise in risk management, internal controls, and governance oversight.

Teamwork and Accomplishment

I really appreciate the strong team spirit not just within the department but building culture across the WOORI BANK. We support one another to achieve shared objectives, and lead by example with reasonableness and professionalism.

A Place to Grow

I am motivated by a culture of recognition-based performance. I saw the opportunity to grow within a strong structured and forward-thinking entity. I was promoted from Manager to Deputy General Manager.

Professional Growth and Leadership

WOORI BANK supports my professional growth by providing opportunities to apply and strengthen my audit expertise across various business processes. Through hands-on experience, I continue to develop both technically and strategically. Finally, I was recognized as a top training performer and selected for an exposure visit to Korea.

Advice for Aspiring Professionals

Since the hard situation such as Covid outbreak, and financial downturn, I witnessed that many sectors failed under operational and financial pressure. Banking sector, however, remained resilient thanks to strong capital, structured operations, and regulatory oversight. This stability allows employees to grow in a secure, supportive environment, making banking an attractive career path in WOORI BANK.

WOORI BANK is not just a workplace but also the training center for staff to develop capacity and career path.

MR. VA VANDY
General Manager, Head of IT Operations Department

A Career Path

WOORI BANK (CAMBODIA) PLC. "WOORI BANK" is my 2nd home for me because I have been working with dynamic environment where we have strong leadership. I started my career in WOORI BANK in 2018 as Deputy Head IT infrastructure and over 3 years I was honored and promoted to General manager, Head of IT Operations.

Working Culture

WOORI BANK has open communication, trust and align with the bank core value where staff feel supported motivated and have opportunities to learn and grow.

What I appreciate the most is the responsiveness, shared accountability, trust, reliability and team collaboration which creates the dynamic team to achieve the bank's objectives and goals. Self-development and career path is the most significant objective that WOORI BANK focus on for its human resources development program.

WOORI BANK has been providing and supporting employee growth through structured professional development (training, workshops, mentoring) and personal growth initiatives (flexible schedules, wellness support). Key methods include clear career pathways, cross-functional projects, and regular performance feedback, structured learning opportunities that improve both skill sets and work habits

Achievements and Leadership

During my 8 years at WOORI BANK, I have achieved numerous milestones such as Core banking upgrade, conversion to the Commercial Bank migrating IT System and established IT SM unit for IT support service around the clock.
I am proud to be a part of this journey with a great achievement to support our growth base-on direction from Senior Management. The journey continues to move forward toward other major projects to provide our customers with a new experience in digital services, as well as a wider variety of new products and services.

Encouragement for Aspiring Professionals

WOORI BANK has been providing and supporting employee growth through structured professional development (training, workshops, mentoring) and personal growth initiatives (flexible schedules, wellness support). Key methods include clear career pathways, cross-functional projects, regular performance feedback, structured learning opportunities that improve both skill sets and work habits. I am here witnessed that WOORI BANK is the best work place, personal growth, recognition and good work culture.

NEWS **HIGHLIGHTS 2025**

WOORI BANK Achieves PCI DSS Certification, Strengthening Commitment to Secure Digital Banking

In January 2026, **WOORI BANK (CAMBODIA) PLC.** organized the handover event for the achievement of globally recognized Payment Card Industry Data Security Standard (PCI DSS) Certification 2025. This milestone affirms the bank's adherence to international security standards and its strong commitment to protecting customer data, enhancing cybersecurity resilience, and building digital trust across all payment channels.

WOORI BANK Launches Two New Branch Offices in Phnom Penh and Siem Reap

In June 2025, **WOORI BANK (CAMBODIA) PLC.** officially launched two new branches—one located inside NICC at the Royal University of Phnom Penh, and another in Sangkat Svay Dangkum, Siem Reap near Pub Street. These modern, customer centric branches reinforce the bank's mission to expand accessible and convenient financial services across Cambodia.

WOORI BANK and Daiichi Life Officially Launch Strategic BANCASSURANCE Partnership to Expand Financial Inclusion in Cambodia

In June 2025, **WOORI BANK (CAMBODIA) PLC. "WOORI BANK"** has officially established a strategic BANCASSURANCE partnership with **Daiichi Life Insurance (Cambodia) PLC. "Daiichi Life"** to broaden the accessibility of financial protection services across the Kingdom. By integrating Daiichi Life's comprehensive insurance solutions into WOORI BANK's extensive nationwide branch network, this collaboration provides customers with seamless access to professional financial planning and long-term security. This partnership underscores a shared commitment to enhancing financial inclusion and delivering customer-centric solutions that support the well-being and future stability of Cambodian families.

CSR HIGHLIGHTS 2025

Empowering the Future and Smiles of Cambodian Children through Soboros Account

Guided by the spirit "**A brighter future for Cambodian children starts with all of us**," **WOORI BANK (CAMBODIA) PLC. "WOORI BANK"** has actively pursued its humanitarian mission by mobilizing charitable contributions from our customers through **Soboros Account** to support key organizations and foundations in Cambodia.

As of November 2025, through our **"Soboros Account"** the bank has successfully facilitated total donations of **more than USD 70,000** on behalf of its customers to the following partners:

Kantha Bopha Foundation: Accumulated donations of the equivalent amount **USD 35,146** to sustain the mission of providing free, high-quality, and non-discriminatory medical care for infants, children, and pregnant women.

Angkor Hospital for Children (AHC): Accumulated donations of the equivalent amount **USD 23,117** to support essential pediatric healthcare services.

Cambodian Children's Fund (CCF): Accumulated donations of the equivalent amount **USD 5,642** to empower underprivileged children through education and community support.

Don Bosco Foundation Cambodia: Accumulated donations of the equivalent amount **USD 4,498** to assist in providing vital vocational training for Cambodian youth.

Dhamma Osatha Foundation: Accumulated donations of the equivalent amount **USD 2,188** toward various humanitarian and social welfare activities, primarily focused on spiritual education, mental well-being, and humanitarian aid.

WOORI BANK extends its deepest thanks to all our valued customers for their trust and for being an integral part of this meaningful journey. Together, we continue to bring hope and smiles to the children of Cambodia!

Note: *for more information related to Soboros Account, please refer to page 64.*

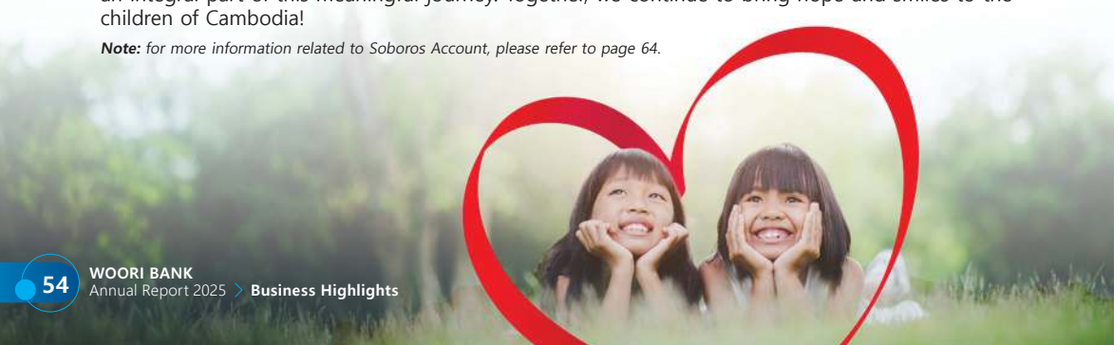

WOORI BANK & Employees Provide Support to Frontline Soldiers and Refugees Affected by Border Clashes

WOORI BANK (CAMBODIA) PLC. "WOORI BANK" and employee have extended their heartfelt support to frontline soldiers and displaced civilians impacted by the Cambodia–Thailand border tensions in August and December 2025. Through contributions of foods and essential supplies, the bank aims to assist those safeguarding national security and communities affected by the crisis.

This initiative was carried out in collaboration with relevant authorities and displacement camps, ensuring timely aid for both military personnel and refugees in the 14 affected provinces.

In addition to donations, WOORI BANK has joined the Royal Government and the National Bank of Cambodia (NBC) in implementing special concessions for debt repayments for frontline soldiers and displaced citizens.

Through these efforts, WOORI BANK reaffirms its role as a trusted partner in supporting national resilience and social welfare. ***"WOORI BANK Stands with the Cambodian People!"***

WOORI BANK and TADA Join force to Promote Green Mobility in Cambodia

In November 2025 **WOORI BANK (CAMBODIA) PLC. "WOORI BANK"** and **MVL TADA Cambodia Co., Ltd. "TADA"** have officially signed a Memorandum of Understanding (MOU) to establish a strategic partnership that promote the Green Mobility initiatives in Cambodia. This collaboration reflects the shared vision of both organizations to contribute to the Kingdom's national sustainability goals, including reducing carbon emissions and minimizing environmental impact.

The partnership introduces two significant approaches to sustainability and innovation:

- **Eco-Friendly Transportation for Employees:** TADA will provide green mobility solutions for WOORI BANK's employees, offering convenient and environmentally responsible commuting options.
- **Financial Empowerment for Drivers:** WOORI BANK will extend tailored financial services to TADA drivers, enabling them to access banking solutions that support their livelihoods and growth.

WOORI BANK and TADA also initiated the joint marketing campaigns designed to create a broader impact on sustainable transportation adoption.

From Classroom to Career! Empowering Cambodian Students through W.I.S.H Program in partnership with RUPP

In partnership with the **Royal University of Phnom Penh (RUPP), WOORI BANK (CAMBODIA) PLC. "WOORI BANK"** has launched the **W.I.S.H Program (Woori Internship, Scholarship & Hiring)**- a strategic initiative dedicated to unlocking the full potential of the new generation of Cambodian, offering 100 scholarship places per year for 4 academic years started in 2023.

This program provides benefits to students such as:

- **Fulfilling Academic Aspirations:** By providing scholarships to outstanding students but in financial needs; we ensure that financial barriers do not stand in the way of their higher education dreams.
- **Bridge to Professional Excellence:** Through the internship component, students gain valuable hands-on experience and professional mentorship, preparing them for the demands of the modern workforce.
- **Direct Career Pathways:** The program offers a clear route to employment, prioritizing talented students for permanent positions within WOORI BANK upon graduation.

The **W.I.S.H Program** represents WOORI BANK's commitment to nurturing future Cambodian talents, turning their academic potential into professional success and a brighter future for Cambodia.

CLIENT **SUCCESS STORIES**

Ms. Ek Samnang is the owner and principal of **Samnang Famhap School**, located in Koh Krabey Village, Prek Thmei Commune, Chbar Ampov District, Phnom Penh. With knowledge and experience as a teacher since 1999, she decided to establish this school in 2020 to contribute to the development of the education sector.

When it first started, the school had only 25 students, and **Ms. Samnang** personally taught the classes. Today, the school has grown to over 300 students and 27 teachers. She explained that the motivation behind starting the school came from her deep love for children. She stated: "To be a teacher, you must teach with your heart. Only then can teaching be effective and of high quality, and knowledge can be widely shared with all students."

Currently, **Samnang Famhap School** provides education from kindergarten to lower secondary level (Grade 9). In addition to the national curriculum, the school also offers English and Chinese language programs.

One of the school's key strengths—and the reason it has gained the trust of many parents—is that no student is left behind. If a student is struggling academically, the school organizes special remedial classes to provide additional support. Because of this commitment, the school has earned praise and confidence from parents and people in the surrounding community, who often say: "If a student cannot learn elsewhere, send them to **Samnang Famhap School**—they will learn there."

As student enrollment continued to increase, Mrs. Samnang decided to expand the school by using a business loan from **WOORI BANK (CAMBODIA) PLC. "WOORI BANK"**. After receiving the loan, she was able to open an additional branch and equip classrooms with modern facilities and learning equipment.

She also shared that the business loan application process at **WOORI BANK** is very fast and convenient. After submitting the required documents, it only took 3 working days for the bank's team to visit the school for an assessment, and within 15 days the funds were ready for use. She also highlighted that the interest rate for the business loan is very reasonable.

In addition to the Business Loan, **Samnang Famhap Schoo**l also uses **WOORI BANK's payroll** service for staff salaries and **WOORI-KHQR** for clients to conveniently pay school fees.

In closing, **Ms. Samnang** encourages anyone who is looking for a bank loan to consider **WOORI BANK**, noting that the bank has professional staff who provide strong support, competitive low interest rates, and fast approval.

Mr. Ien Chanden is the manager of Pheasmai Spa, located in Borey Vimean Phnom Penh, Project 12. Under his management, the spa has focused on delivering high-quality beauty and wellness services in a clean, comfortable, and welcoming environment, allowing customers to feel relaxed and confident in the services provided.

The Pheasmai Spa offers a wide range of services, including hairstyling, Chinese-style hair services, and professional makeup for all occasions such as weddings, parties, and special events. In addition, body scrubs, body massage, and facial treatments are available to enhance skin health and overall well-being. Notably, the "postnatal care" service has become one of the most popular offerings, gaining strong trust and support from customers.

He shared that for daily financial management, he chose to use **WOORI BANK (CAMBODIA) PLC. "WOORI BANK**" due to its convenience and efficiency. The WOORI-KHQR system allows the shop to accept payments conveniently from all banks, making transactions fast and secure for customers. The wide availability of ATMs also makes cash withdrawals and deposits easy and timely.
Additionally, he stated that the process of applying for WOORI-KHQR is fast and not complicated, with the bank's team coming directly to the shop location to provide assistance. Moreover, he also chose to pay employee salaries through **WOORI BANK's payroll** service, which offers convenience, saves time, and ensures accuracy and consistency.

After adopting the bank's services, employees have found it much easier to manage their financial transactions, accessibility of ATMs and user-friendly systems. In addition, WOORI BANK frequently offers various promotions, providing added value for both customers and the business.
Overall, **Mr. Chanden** expressed strong satisfaction with **WOORI BANK's services,** which have significantly improved business efficiency and simplified daily financial management.

- SAVINGS
- LOAN
- DIGITAL BANKING
- MONEY TRANSFER
- ATM & CARD
- TRADE FINANCE SERVICES
- OTHER BANKING SERVICES

DEPOSIT PRODUCTS

High Five Savings Account (HFA)

High Five Savings Account (HFA) is a new type of deposit account that offers a flexible interest rate based on the account balance. High Five Savings Account is designed for individual customers who want a flexible savings option with high interest rates, which helps them achieve effective savings.

Currency	KHR and USD
Minimum Account Balance	KHR 20,000
	USD 5
Term	Unlimited

Hope Savings Account (HSA)

Hope Savings Account is a type of deposit account that is created to meet the needs of individual customers who want a high fixed interest rate option, which helps them achieve effective savings.

Currency	KHR and USD
Minimum Account Balance	KHR 20,000
	USD 5
Term	Unlimited

Savings Account Plus (SAP)

Savings Account Plus (SAP) is a kind of deposit account designed to fulfill the needs of customers by providing flexibility to deposit and withdrawal, while earning attractive high interest rates based on account balance tiers.

Currency	KHR and USD
Minimum Account Balance	KHR 400,000
	USD 100
Term	Unlimited

Quick Account

Quick Account is a kind of deposit account designed to conveniently allow new customers to open a new bank account instantly through WOORI BANK Mobile (Mobile Banking). It provides a convenient mode to onboard new customers.

Currency	KHR and USD
Minimum Account Balance	Not Required
Term	Unlimited

Best Junior Account (BJA)

Best Junior Account (BJA) is a type of deposit account designed to allow children between the ages of 10 -17 to experience banking services by allowing them with limited financial transactions under supervision of their parents/guardians.

Currency	KHR and USD
Minimum Account Balance	Not Required
Term	Until children reach 18 years old

Best Child Account (BCA)

Best Child Account (BCA) is a type of deposit account designed to meet the needs of parents or relatives who wish to save for their children under the age of 18, for their future use.

Currency	KHR and USD
Minimum Account Balance	Not Required
Term	Until children reach 18 years old

Fortune Deposit Account (FDA)

Fortune Deposit Account (FDA) is a type of fixed deposit account that requires the account balance to be placed within a specific period of time until the maturity date with the most interesting interest rate.

Currency	KHR and USD
Minimum Deposit	KHR 100,000
	USD 25
Term	01- 36 months

Fortune Deposit Plus (FDP)

Fortune Deposit Plus (FDP) is a type of fixed deposit account designed to offer long-term savings with high interest rates, along with flexible options for premature withdrawal

Currency	KHR and USD
Minimum Deposit	KHR 100,000
	USD 25
Term	36 months

SOBOROS Deposit Account (SDA)

SOBOROS Deposit Account (SDA) is a type of fixed deposit account, in which the charity organization or social contribution is embedded. With this new product, customers will be given choices to select their preferred charity organization. At the end of term, customers will receive the base interest, while the charity amount will be deducted from interest earned and then directly transferred to the selected charity account under customer's name.

Currency	KHR and USD
Minimum Deposit	KHR 100,000
	USD 25
Term	03 – 12 months

Planned Savings Account (PSA)

Planned Savings Account (PSA) is a fixed installment account that requires equal monthly deposit. It is specifically designed for customers with regular income who wish to use an accumulated savings method for investment or future needs, such as business ventures, asset purchases, or retirement planning.

Currency	KHR and USD
Minimum Deposit	KHR 40,000
	USD 10
Term	03 – 36 months

Planned Savings Plus (PSP)

Planned Savings Plus (PSP) is a type of fixed installment account that offers greater flexibility. It allows customers to make additional deposits on top of the fixed amounts specified in their savings schedule throughout the contract period.

Currency	KHR and USD
Minimum Deposit	KHR 20,000
	USD 5
Term	03-36 months



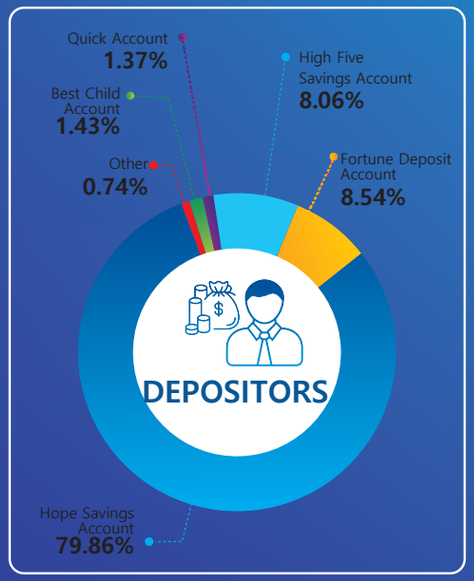

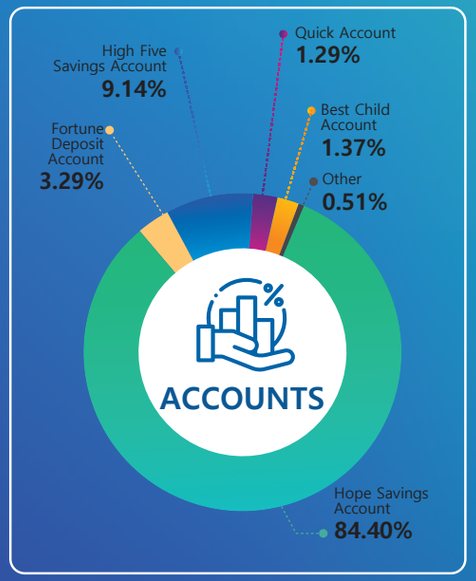

CREDIT PRODUCTS

Business Loan

Business Loan is a type of loan used for working capital and/or capital investment for business, acquisition of business assets, trading business including agriculture trading and, as well as, for income generating activities that earn income daily, weekly, fortnightly, or monthly.

Currency	KHR and USD
Loan Size	From KHR 400,000 to KHR 400,000,000
	From USD 100 to USD 100,000
Loan Term	03 – 84 months
Interest Rate	Competitive annual interest rate

Agriculture Loan

Agriculture Loan is a loan used for production inputs, expenditures, or assets of agricultural businesses or income generating activities that earn only seasonal income such as crop growing, animal raising, etc.

Currency	KHR and USD
Loan Size	From KHR 400,000 to KHR 200,000,000
	From USD 100 to USD 50,000
Loan Term	03 – 72 months
Interest Rate	Competitive annual interest rate

Personal Loan

Personal Loan is a kind of consumption loan used for purchasing personal or household assets as well as funding of household consumption in the purpose of improving the basic living conditions.

Currency	KHR and USD
Loan Size	From KHR 400,000 to KHR 200,000,000
	From USD 100 to USD 50,000
Loan Term	03 – 72 months
Interest Rate	Competitive annual interest rate

Housing Loan

Housing Loan is a type of loan used for purchasing/constructing new house or renovating, extending and repairing to the existing house. It can also purchase a plot of land for constructing a house.

Currency	KHR and USD
Loan Size	From KHR 400,000 to KHR 400,000,000
	From USD 100 to USD 100,000
Loan Term	03 – 120 months
Interest Rate	Competitive annual interest rate

Education Loan

Education Loan provides financial support for student and/or student's parents/guardians to pay student's tuition fee and other non-tuition fee expense for pursuing higher education level.

Currency	KHR and USD
Loan Size	From KHR 400,000 to KHR 20,000,000
	From USD 100 to USD 5,000
Loan Term	06 – 60 months
Interest Rate	Competitive annual interest rate

Express Loan

Express Loan is a type of social product to ensure prompt response to customer's financial needs in time of emergency and/or unexpected life events either in natural disaster or personal circumstances.

Currency	KHR and USD
Loan Size	From KHR 400,000 to KHR 4,000,000
	From USD 100 to USD 1,000
Loan Term	03 – 24 months
Interest Rate	Competitive annual interest rate

Small and Medium Enterprise Loan

SME Loan is known as a loan for small and medium businesses demanding cash to support short-term payment or capital to support its business operation and investment.

Currency	KHR and USD
Loan Size	Above KHR 400,000,000 to KHR 20,000,000,000
	Above USD 100,000 to USD 5,000,000
Loan Term	03 – 120 months
Interest Rate	Competitive annual interest rate
Repayment Method	Flexible repayment options
Acceptable Collateral	• All types of real estate for all areas in the Kingdom of Cambodia • Fixed term deposit with WOORI BANK (CAMBODIA) PLC. • Third party guarantee • Bank guarantee

Mortgage Loan

Mortgage Loan is a credit facility provided in form of a Term Loan to finance customers to purchase/refinance of residential properties located in the Kingdom of Cambodia for the purpose of living and/or business/investment.

Currency	KHR and USD
Loan Size	From KHR 80,000,000 to KHR 4,000,000,000
	From USD 20,000 to USD 1,000,000
Loan Term	36 – 240 months
Interest Rate	Competitive annual interest rate

Commercial Loan

Commercial Loan is a type of loan given to larger legal entity/company demanding cash to support short-term payment or capital to support its business operation and investment.

Currency	KHR and USD
Loan Size	Above KHR 400,000,000 to KHR 20,000,000,000
	Above USD 100,000 to USD 5,000,000
Loan Term	03 – 120 months
Interest Rate	Competitive annual interest rate
Repayment Method	Flexible repayment options
Acceptable Collateral	• All types of real estate for all areas in the Kingdom of Cambodia • Fixed term deposit with WOORI BANK (CAMBODIA) PLC. • Third party guarantee • Bank guarantee

Overseas Employee Loan

Overseas Employee Loan is an unsecured term loan made available to all eligible Cambodian workers gainfully employed at overseas.

Currency	KHR and USD
Loan Size	From KHR 400,000 to KHR 8,000,000
	From USD 100 to USD 2,000
Loan Term	03 – 36 months
Interest Rate	Competitive annual interest rate
Collateral	Not required

Salary Employee Loan

Salary Employee Loan is a term loan provided to salary earners who wish to create more wealth or personal/family consumption in a faster and easier way.

Currency	KHR and USD
Loan Size	For Employee at Private Company: • From KHR 400,000 to KHR 20,000,000 • From USD 100 to USD 5,000
	For Civil Servant/Professor/Teacher: • From KHR 400,000 to KHR 40,000,000 • From USD 100 to USD 10,000
Loan Term	12 – 60 months
Interest Rate	Competitive annual interest rate

Special Hybrid Loan

Special Hybrid Loan refers to a loan with a special repayment method: 50% of the total principal can be deferred at the maturity date, and remaining 50% principal needs to be paid in monthly installments.

Currency	KHR and USD
Loan Size	From KHR 400,000 to KHR 400,000,000
	From USD 100 to USD 100,000
Loan Term	03– 60 months
Interest Rate	Competitive annual interest rate

Quick Loan against Fixed Deposit

Quick Loan against Fixed Deposit is known as the loan secured by fixed deposit opened with WOORI BANK (CAMBODIA) PLC., which is available for customer who needs emergency cash without breaking the Fixed Deposit. It is fast and convenient process of getting loan through WOORI BANK Mobile.

Currency	KHR and USD
Loan Size	• From KHR 400,000 to KHR 400,000,000; or • From USD 100 to USD 100,000; or
	• Up to 90% of Fixed Deposit
Loan Term	• Equal to the remaining term of Fixed Deposit • The maturity date of loan and Fixed Deposit must be on the same day.
Annual Interest Rate	• Plus 2.5% per annum on top of Fixed Deposit interest rate (maximum 18% per annum)
Collateral	• Fixed Deposit opened with WOORI BANK (CAMBODIA) PLC. under the name of applicant (borrower).

MONEY TRANSFER SERVICES

INTER-BRANCH MONEY TRANSFER

Inter-Branch Money Transfer is a type of money transfer service that allows customers to transfer from one branch to another branch of **WOORI BANK (CAMBODIA) PLC.** Customers can transfer or receive money in the same or difference location based on their intended purpose.

Type of Transaction	Cash to Cash or Account to Cash		Cash to Account or Account to Account	
Currency	KHR	USD	KHR	USD
Service Fee	0.10%	0.10%	0.08%	0.08%
Minimum Charge	4,000	1	3,000	1

INTERNATIONAL REMITTANCE SERVICES

Inward Remittance Service

Receiving inward remittances through **WOORI BANK (CAMBODIA) PLC.** is fast, secure, and reliable. Customers with **WOORI BANK (CAMBODIA) PLC.'s** Savings Account can easily receive funds from anywhere in the world. With the convenient added features of the WOORI BANK Mobile, customers can instantly monitor incoming transfers and check their account balances in real-time.

Special Features	
Currency	**USD and THB**
Receiving	Through receiver's Savings Account at **WOORI BANK (CAMBODIA) PLC.**
Required Information	Account Name, Account Number, Address, Bank Name and SWIFT Code of **WOORI BANK (CAMBODIA) PLC**. (HVBKKHPP)

Inward Fee	
Any amount of the Transaction	0.07% of total received amount or Min USD10

Outward Remittance Service

With the large banking network across the globe, customers could transfer the money to many countries around the world with **WOORI BANK (CAMBODIA) PLC**. via SWIFT channel. It is the most secure way to settle the bill, payment for goods, send to family with a very convenient outward remittance with all 140 branches throughout Cambodia. Customers can also request the international money transfer via **WOORI BANK Mobile** from anywhere and anytime.

Special Features	
Currency	**USD, THB, AUD, CNY, EUR, JPY, KRW, MYR & SGD**
Receiving	Applicable to the customers holding account with **WOORI BANK (CAMBODIA) PLC.** Only, Process Over-The-Counter (9 Currencies) and Via MB/Internet Banking Services (USD only)
Required Information	Beneficiary Name, Account Number, Address, Beneficiary's Bank Name and SWIFT code.

Outward Fee Charge

1. International Remittance via Branch (Over-The-Counter/OTC) and via Internet Banking

There are three different payment methods that determine the fee the customer pays as following:

1. **"SHA",** the Receiver is responsible for the USD20 intermediary fee, meaning the customer pays only the **Telex and Commission fee** (for amounts less than USD1,000, the total fee for the Sender is USD15).
2. **"OUR",** the USD20 intermediary fee is payable by the Sender, meaning the customer pays total fees of USD35 (for amounts less than USD1,000).
3. **"BEN",** all the fee charge is paid by the Receiver.

Outward Fee charge			
Transfer Amount (USD)	**Telex**	**Commission Fee**	**OUR (FULLPAY FEE)**
< USD 1,000	USD 10	USD 5	USD 20*
≥ USD 1,000 to USD <10,000	USD 10	USD 10	USD 20*
≥ USD 10,000	USD 10	0.13% of total transfer amount (min. USD 10)	USD 20*

Note: "*" Intermediary fee USD20 will be applied when the customer chooses option "OUR", meaning the intermediary fee is payable by the Sender.

2. International Remittance via WOORI BANK Mobile (USD Only)

Outward Fee Charge			
Transfer Amount (USD)	**Telex**	**Commission Fee**	**OUR (FULLPAY FEE)**
≥ USD 10,000	USD 0	USD 10	USD 20*
> USD 10,000 to 50,000	USD 0	0.10% of total transfer amount (min. USD 10)	USD 20*

Note:

- "*" Intermediary fee USD20 will be applied when the customer chooses option "OUR", meaning the intermediary fee is payable by the Sender
- Transaction limit at USD50,000 per 01 transaction
- Supporting document (upload in MB) is required for the remit amount from USD10,000.

TRADE FINANCE SERVICES

WOORI BANK (CAMBODIA) PLC. offers customers **Letter of Credit, Documentary Collection, Bank Guarantee** and **Standby Letter of Credit** as well as advising, negotiating, and many other services of international trade.

01

Letter of Credit is a bank's undertaking on behalf of the buyer, deposits money into a business of a seller if it meets the terms and conditions of the letter of credit. This is the most secure and commonly used instrument in international trade finance.

02

Documentary Collection is a method of trade finance in which an exporter's bank sends documents to an importer's bank and receives payment for the goods shipped. A buyer can only receive the goods after payment has been made or the documents have been accepted for payment on a specified date or under certain conditions in the future.

03

Bank Guarantee is an irrevocable undertaking from the issuing bank (the guarantor) to pay to the guaranteed receiver (the beneficiary) if certain obligations of the applicant have not been fulfilled or partially fulfilled.

DIGITAL BANKING SERVICES

MOBILE BANKING SERVICE

Mobile Banking Service is a banking or financial service with the support of telecommunication, which allows customers to self-operate their banking transactions through their mobile device.

New Features

In line with the competitive market as well as meeting the need of customers, our Mobile Banking service **"WOORI BANK Mobile"** is constantly improving. Those new features are:

#	New Features	Description
1	**Quick Loan against Fixed Deposit**	A new function allows users to apply and get instant loan approval by using Fixed Deposit Account as collateral.
2	**Explore**	A new section under Mobile Banking homepage which informs or promote users about both new and existing feature within WOORI BANK Mobile.
3	**New Account**	A new feature on New Account function that allows users to self-open new Hope Savings Account & Savings Account Plus instantly.
4	**Repeat-Return**	A new feature that allows users to replicate fund transfer & payment transaction from previous transaction detail.
5	**Save Favorite**	A new feature on favorite function that allows users to create new favorite template.
6	**Card Activation**	A new feature on Card function that allows users to self-activate their new card instantly.
7	**Reactivate**	A new feature to allow users to self-reactivate dormant account instantly.
8	**Find Us**	Customers can conveniently find all types of locators, including branches, ATMs, cash-in, and merchants/ VISA alliance offering promotions.

MERCHANT MOBILE APPLICATION

"WOORI BANK Merchant App" is a mobile application designed to empower all business owners and merchants of **WOORI BANK (CAMBODIA) PLC. "WOORI BANK"** to manage business transactions and accept payments with efficiency and ease. This merchant mobile app provides customers with a smart and comprehensive solution, featuring a wide range of key functions as follows:

#	Key Features	Description
1	**Self-Onboard**	A function that allows WOORI BANK's Merchants "Merchants" do simple self-registration on Merchants Mobile App for further manage & accept payment.
2	**QR Generation**	A feature that allows Merchants to generate static, dynamic, deep link payment for payment acceptance.
3	**Dashboard**	An overview of the central feature for Merchants to monitor their financial transaction performance real time.
4	**Request Printed QR**	A function that supports Merchants to conveniently order physical QR for display at their merchant's premise.
5	**Store Management**	A function that allows Merchants to create, edit, delete, and view detail store information
6	**User Management**	A function that allows Merchants to create and assign permission to cashiers.
7	**Merchant Statement**	Allow Merchants to download transaction statements as needed.
8	**Telegram Alert**	A function that allows Merchants to link WOORI BANK Merchant App to specific telegram group to receive real time transaction notification alert.
9	**Notification**	A real time in-app transaction notification alert ensuring Merchants never miss to receive successful transaction.
10	**Transaction Inquiry**	Allow Merchants to view & verify financial transaction history under each store.
11	**Help Center**	This function allows users to reach out to call center for any assistance.
12	**Language**	The App supports 2 languages of Khmer & English.
13	**Profile**	A function that supports users to self-reset PIN, change PIN, change Username and other features.

BAKONG PAYMENT SERVICE

WOORI BANK (CAMBODIA) PLC. "WOORI BANK" is one of the Bakong members. The bank has integrated Bakong in **WOORI BANK Mobile**, which allow customers to access their Bakong account in MB easily.

Benefits of using Bakong through WOORI BANK Mobile

- Bakong account registration
- Fund transfer from WOORI BANK's account to Bakong member's account or receiving fund from Bakong members via MB with free of charge
- Deposit fund to Bakong members
- Make payment via QR code
- Create new recovery QR code
- Bakong account restore access
- View account balance & transaction history of Bakong
- View Bakong account information.

Service Channels

Through WOORI BANK Mobile

- Perform financial transaction (Send, Receive, Deposit, QR Pay)
- Fund transfer from WOORI BANK's account to Bakong member's account
- Fund transfer from WOORI BANK's account to Bakong Wallet
- Bakong account registration
- Bakong account restore access
- Bakong account-forget passcode or QR (Account Recovery)
- Create new recovery QR code
- View account balance & transaction history of Bakong
- View Bakong account information.

Through Over-The-Counter (OTC)

- Cash-in Transaction
- Cash-out Transaction
- Fund transfer from WOORI BANK's account to Bakong member's account
- Fund transfer from WOORI BANK's account to Bakong Wallet.

Through Internet Banking & Firm Banking

- Fund transfer from WOORI BANK's account to Bakong member's account
- Fund transfer from WOORI BANK's account to Bakong Wallet.

KHQR SERVICE

KHQR refers to the QR Code that is created for retail payment in Cambodia and cross-border payment within ASEAN countries. It only requires a single KHQR for receiving payment from any Bakong member's Mobile Banking including Bakong App, making KHQR payment simple for both customers and merchants in Cambodia by using Bakong Payment Network as Payment Switch.

WOORI BANK (CAMBODIA) PLC. "WOORI BANK" has officially launched KHQR Service since 07th February 2022. WOORI BANK's customers can scan to pay via any KHQR by using WOORI BANK Mobile securely and easily. In addition, WOOR-KHQR Merchant can accept payment from Bakong Generic App, Bakong Tourists App, other banks' Apps that support KHQR Scan and from Cross Border Mobile App that support KHQR scan.

KHQR Benefits

For Customers

- No more confusion with multiple KHQR code stands when making payment. Simply look out for the KHQR label.
- Using your own favorite App including Bakong App to make payment anywhere that has a KHQR label.

For Merchants

- Saving Space for merchant counter. You only need to display a single KHQR stand to accept issuing bank (Bakong members).
- Simple, fast, and secure payment solution.

KHQR Transaction Type

For Customers

Key Features	Description
Scan-to-Pay to KHQR Merchant	WOORI BANK Mobile users can scan to pay with KHQR merchants, either with WOORI BANK's merchants or other bank's merchants.
Scan for Fund Transfer to Member Bank's or WOORI BANK's Account	WOORI BANK Mobile's users can scan to transfer funds to Member Banks' or WOORI BANK's account. **Remark:** This transaction is successful only when the Member Banks enable KHQR transfer function.
Receive Fund Transfer from Member Bank or Bakong App	WOORI BANK Mobile's users can receive fund transfer from Member Banks or Bakong App by presenting their KHQR in WOORI BANK Mobile. **Remark:** This transaction is successful only when Member Banks enable KHQR scan function.
Scan for Fund Transfer to Bakong Wallet	MB users can scan to transfer funds to Bakong Wallet.

For Merchants

Key Features	Description
Accept Payment through KHQR Scan	WOORI BANK's merchants can accept payment from WOORI BANK Mobile / Bakong Generic App/Bakong Tourists App/other banks' Apps that support KHQR Scan and from Cross Border Mobile App that support KHQR scan.



INTERNET BANKING SERVICE

Internet Banking Service provides the best solution for **WOORI BANK (CAMBODIA) PLC. "WOORI BANK"** corporate customers to effectively manage their own bank account information including but not limited to business's bank account, card account, loan or other products ("Single Account" or "Multiple Account"), as well as the ability to monitor account balance and download account statement online. It also allows customers to manage their own transactions related to the payment of utility bill, credit card bill, third-party bill, payroll list, fund transfers to and from any account, card activation, applying for checkbook, top-up or renewal of mobile phone credit and other similar programs, etc. Customers can also update their personal information, transaction and other features that the bank will introduce under Internet Banking service from time to time.

Features of Internet Banking Service

The Internet Banking Service operates 24/7 with following features:

#	Key Features	Description
1	**Account Management**	Inquiry of account information and download account statement
2	**Own Account Transfer**	Transfer within WOORI BANK's own account
3	**Transfer within WOORI BANK**	Transfer to other accounts within WOORI BANK
4	**FAST**	Transfer to other local banks (Fast Member)
5	**RFT**	Transfer to other local banks (RFT Member)
6	**Transfer to local bank via Bakong**	Transfer to local banks through Bakong Members
7	**International Remittance**	Transfer to other banks oversea
8	**Payroll**	Set up payroll template or import employee list
9	**Bill Payment**	To pay various bill payment by single/multiple or bulk upload
10	**Phone Top up**	Top up cell phone by single/multiple or bulk upload
11	**Open Term Deposit Account**	Enable to create Term Deposit Account (self-service)
12	**Standing Order**	To create instruction with specific amount and schedule for payment in the future
13	**Profile Setting**	Manage on notification and change password
14	**Notification**	Transaction alert to users such as transaction notifications, special offers, important announcements, etc.
15	**User Setting**	To view users and authorization line information in own company
16	**Card Management**	To manage card and control under company level
17	**Daily Exchange Rate**	Display of daily exchange rate and perform currency conversion
18	**Language**	Applicable for Khmer, English & other foreign languages, up to the bank's policy
19	**Extract E-certificate**	Applicable for customers to download Term Deposit E-certificate
20	**Create Beneficiary**	Save beneficiary information for the next payment
21	**Create payment template or create template from transaction**	Create detail template for the next payment
22	**Sweep Account**	To select multiple accounts if the main account is fail (insufficient balance) it will be auto routed to another linked account for the Standing Order
23	**Approval**	To check authorized transaction history
24	**Loan Calculator**	To calculate interest on Loan product
25	**Term Deposit Calculator**	To calculate interest on Term Deposit product
26	**Exchange Rate Calculator**	To calculate amount on Exchange Rate
27	**FAQ**	Display frequently asked Q&A for customers
28	**Live Chat**	Customers can raise any issues/concerns
29	**User Guide**	Display Guidelines/instructions for customers
30	**Term & Condition**	Display Term & Condition for customers
31	**Merchant Information**	Display Merchant information with merchant locators
32	**Locate Us**	View locations of the nearest branch/ATM
33	**Trade Finance**	Request Letter of Credit and Bank Guarantee
34	**Firm Banking Service**	Eligible customers to request online application of Firm Banking Service
35	**Rate Us & Online Survey**	Customers can give rating as well as provide feedback
36	**Cheque Management**	Customers can request Cheque Book/ Banker Cheque, Stop Cheque payment and Inquiry of Cheque's status

FIRM BANKING SERVICE

Firm Banking Service is a digital solution of **WOORI BANK (CAMBODIA) PLC. "WOORI BANK"** for corporate customers; the system of client will be integrated to the bank system via secured network link that provides Cash Management System (CMS) to manage payment and collection, so that the transaction can be proceeded instantaneously, seamlessly and without human intervention. The corporate clients will have an option to use either web platform or Open API flexibility up to customers' business situation.

Features of Firm Banking Service

The Firm Banking service operates 24/7 with the following features:

#	Key Features	Description
1	**Own Account transfer**	Transfer within WOORI BANK's own account
2	**Transfer within WOORI BANK**	Transfer to other accounts within WOORI BANK
3	**Payroll**	Set up payroll template or import employee list
4	**Transfer to local bank via Bakong**	Transfer to local banks through Bakong members
5	**Virtual Account**	It is a non-physical account number created by the system that acts as a "routing mask" for a master bank account. Instead of everyone sending money to one single account number, the system gives each customer their own unique Virtual Account number. When they pay into it, the money automatically flows into the master account, but the system immediately identifies exactly who sent it.
6	**Balance Inquiry**	To view account balance
7	**Telegram Alert**	To view incoming transaction for Virtual Account and send notification alert to payers.

ATM AND CARD

WOORI BANK (CAMBODIA) PLC. "WOORI BANK" offers convenient, flexible, and secure ATM and Card Services across the region. By successfully integrating with Visa and the Cambodian Shared Switch (CSS), we provide global and local accessibility.

WOORI BANK's customers can perform transactions anytime, anywhere, whether at WOORI BANK's ATM or through any Visa/CSS's member banks or MDI terminals. Our card products support a wide range of financial and non-financial functions at both ATM and POS of E-commerce payments.

ATM AND CSS MEMBER SERVICES

#	Key Features	Description
1	**Cash Withdrawal**	Allow WOORI BANK's customers to withdraw funds instantly at any WOORI BANK's ATM/CRM as well as clients of other banks or MDIs that are CSS or VISA members.
2	**Cash Deposit**	Offering WOORI BANK's customers, the exclusive convenience of instant cash deposits at any WOORI BANK's CRM (Deposit Machine) any time.
3	**Balance Inquiry**	Enable WOORI BANK's customers to perform balance inquiry transaction through WOORI BANK's ATM/CRM as well as clients of other banks that are VISA & CSS members.
4	**Mini Statement**	Enable WOORI BANK's customers to perform mini-statement transaction through WOORI BANK's ATM/CRM as well as clients of other banks CSS members.
5	**Pin Change**	Enable WOORI BANK's customers to perform pin change transaction through WOORI BANK's ATM/CRM as well as clients of other banks CSS members.
6	**Fund Transfer to WOORI BANK's Account**	Enable WOORI BANK's customers to perform fund transfer transaction within WOORI BANK's account through ATM/CRM.
7	**Fund Transfer to other Bank/MDIs' Account**	Enable WOORI BANK's or other banks' customers to perform fund transfer transactions to other banks/MDIs' account through WOORI BANK's ATM/CRM via CSS Channel for CSS members only.

WOORI VISA CARD

WOORI BANK (CAMBODIA) PLC. "WOORI BANK" offers a range of financial products, including **Visa Debit** and **Credit Card** options. With a nationwide network, the bank ensures seamless access to financial services for its customers. Currently, the bank has issued more than 16,000 Visa Debit Cards/Visa Credit Cards, reflecting its growing customer base and strong presence in the market.

Our Visa Card offers global acceptance, enhanced security, and customer-friendly features like Rewards Programs, Discount & Privileges and Promotions.

#	Key Features	Description
1	**Globally Accepted**	Accepted worldwide at millions of store locations for convenience
2	**Enhanced Security**	Contactless payment and protection against fraud
3	**Convenience & Flexibility**	Easy access to funds, online shopping, and flexible repayment options
4	**Rewards & Benefits**	Includes cashback, discounts, and privileges for cardholders

OTHER BANKING SERVICES

PAYROLL SERVICE

Payroll Service designs to meet the needs of business customers (employers), by providing a well-managed and convenient method in payroll service (including salary, incentive and bonus) to their employees. The service is implemented based on Direct Payroll Instruction provided by employers. The service will allow payers to perform payroll settlement from their Savings Account to employee's (payee) Savings Account through **WOORI BANK (CAMBODIA) PLC. "WOORI BANK"** in a fast, secure, and convenient manner. It also offers a great opportunity to employees to get more benefits from other WOORI BANK's products and services such as high deposit interest rate, 24/7 ATM services, Mobile Banking, and so on.

Currency	KHR and USD
Service Fee	KHR 1,000
	USD 0.25
Remark	Payers and Payees need to have Savings Account with WOORI BANK

TAB BANKING SERVICE

Tab Banking Service is another channel of new account opening of **WOORI BANK** to serve customers better and to reduce turnaround time or cost of Savings Account creation. The bank assigns staff to visit customers at their premises and proceed the account opening for customers via Tab Banking Service instantly and conveniently.

AGENT REBALANCING SERVICE

Agent Rebalancing Service is to support agents' liquidity arrangements doing Cash-In or Cash deposit to their Wallet Account and Cash-Out or Cash withdrawal from their Wallet Account through the bank's branches.

Currency	KHR and USD
Scope of Services	Cash-In • Deposit cash to agent's Wallet Account. • Transfer funds from agent's Savings Account to agent's Wallet Account.
	Cash-Out • Withdraw cash from agent's Wallet Account.
Current Partners	• Wing Money • Ly Hour Pay Pro

ENVIRONMENTAL
AND EMPLOYMENT DATA

	2025	2024	2023	2022
ENVIRONMENTAL PERFORMANCE INDICATORS				
Materials				
Paper in kg/FTE (1)	**18.30**	**15.86**	**34.38**	**22.09**
Loan form in kg/FTE	10.72	9.10	14.79	5.77
Office paper in kg/FTE	7.58	6.76	19.59	16.32
Waste				
Waste paper in kg/FTE	**1.50**	**1.50**	**1.00**	**1.08**
Tissue in kg	3,198.20	3,812.92	2,791.38	2,784.36
Hand Towel in kg	898.93	976.85	462.55	284.95
Toilet paper in kg	1,339.52	1,404.81	847.45	806.41
Energy				
Electricity in kWh/FTE	**1,000.83**	**701.63**	**456.85**	**417.24**
Gasoline in l/FTE	**193.03**	**234.84**	**239.07**	**307.73**
Gasoline for motorbike in liter	695,497.98	966,130.32	969,379.20	1,093,318.46
Gasoline for vehicle in liter	5,988.55	6,124.33	6,971.54	7,733.09
Diesel in l/FTE	**16.53**	**15.02**	**16.41**	**18.29**
Diesel for generator in liter	6,992.54	6,223.97	4,786.48	4,706.32
Diesel for vehicle in liter	53,093.97	55,950.95	62,237.43	60,740.45
Lubricant in l/FTE	**N/A**	**N/A**	**N/A**	**N/A**
Emission of CO2 (Equivalents – in thousands of kg) (2)				
Electricity	2,000.35	1,597.62	1,026.18	821.09
Gasoline	1,683.57	2,333.41	2,343.24	2,642.52
Diesel	165.24	170.98	184.32	179.98

	2025	2024	2023	2022
Water				
Water in m3/FTE	**10.60**	**9.28**	**4.93**	**5.56**
Water in m3	36,187.75	34,872.85	17,327.62	17,090.04
Drinking Water	2,349.64	3,538.52	2,799.82	2,799.65
Business Travel				
By vehicle in km/FTE	178.45	165.38	179.76	136.58
By motorcycle in km/FTE	7,679.96	9,334.59	9,689.15	12,230.49
SOCIAL PERFORMANCE INDICATORS				
Employment				
Number of staff	3,539	3,884	4,259	4,205
Female	1,074	1,082	1,091	1,058
Male	2,465	2,802	3,168	3,147
Number of staff (FTE)	3,634	4,140	4,084	3,578

(1) FTE (Full Time Equivalent): Average number of full-time employees during the year
(2) The CO2 equivalent is referred to the Greenhouse Gas Protocol calculation principles

BRANCH NETWORKS
AND OPERATIONAL AREAS

25
Capital/Provinces

140
Branch Network

10
Zones

As of December 2025

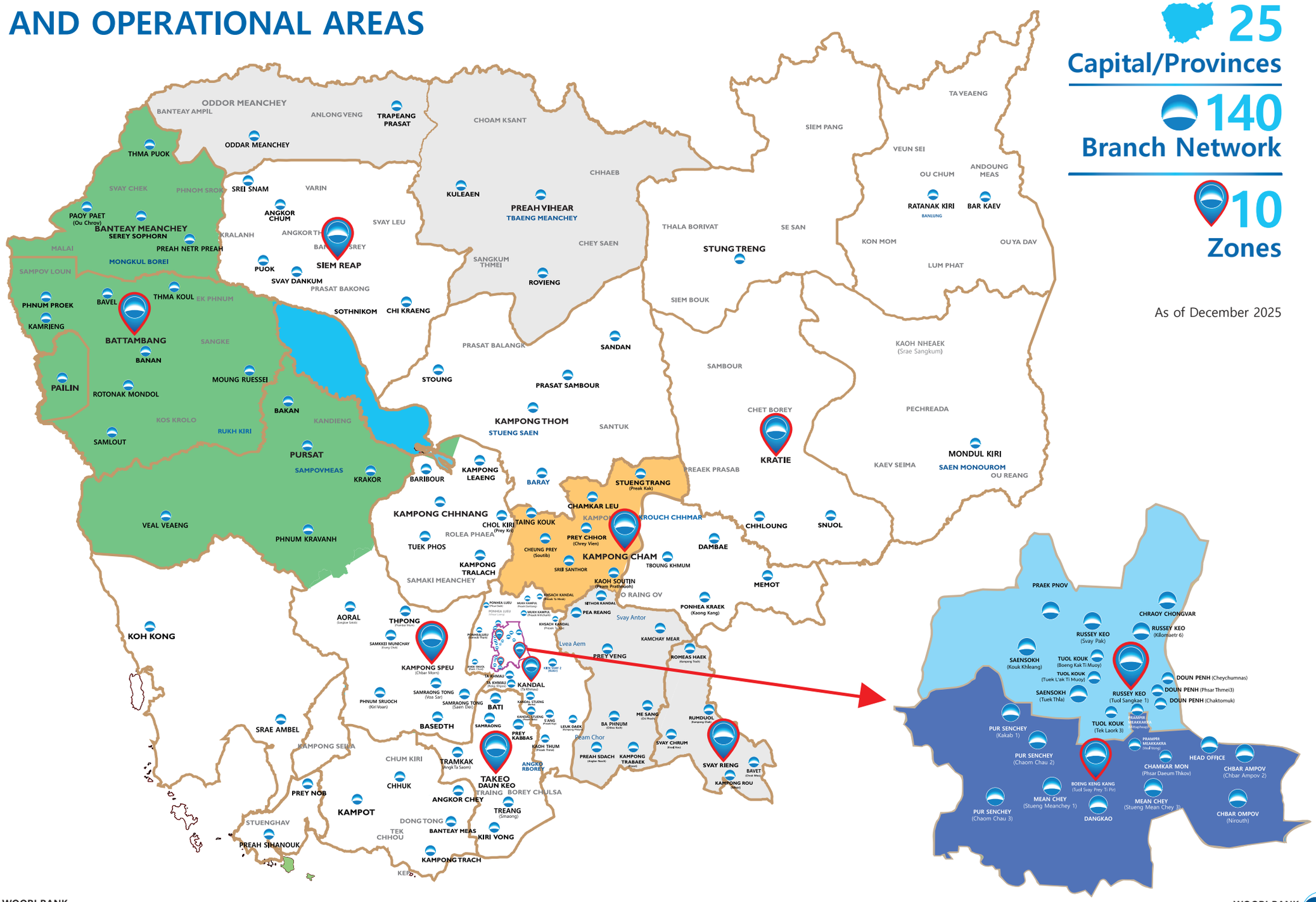

V

FINANCIAL REPORT

Statement of Financial Position 94
Statement of Profit or Loss and other Comprehensive Income 95
Statement of Changes in Equity 96
Statement of Cash Flows 97
Note to the Financial Statements 98
Report of the Independent Auditors 118
Report of the Board of Directors 121

STATEMENT OF **FINANCIAL POSITION**

	NOTES	Year ended 31 December 2025		Year ended 31 December 2024	
		USD	KHR'000 (Note 3)	USD	KHR'000 (Note 3)
Assets					
Cash on hand	4	14,471,927	58,075,843	17,960,933	72,292,755
Placements with NBC	5	279,943,012	1,123,411,307	213,529,427	859,455,944
Placements with other banks and financial institutions	6	53,011,994	212,737,132	36,519,524	146,991,084
Loans and advances to customers	7	944,286,424	3,789,421,420	1,186,409,740	4,775,299,204
Investment securities	8	15,353	61,612	15,353	61,796
Property and equipment	9	15,523,217	62,294,670	18,846,552	75,857,372
Intangible assets	10	5,372,701	21,560,649	6,501,491	26,168,501
Right-of-use assets	11	13,635,997	54,721,256	15,473,338	62,280,185
Deferred tax assets, net	14D	6,092,985	24,451,149	4,932,572	19,853,602
Current income tax credit	14C	3,867,930	15,522,003	2,443,302	9,834,291
Other assets	12	4,105,611	16,475,817	4,280,582	17,229,342
Total Assets		**1,340,327,151**	**5,378,732,858**	**1,506,912,814**	**6,065,324,076**
Liabilities and Shareholder's Equity					
Liabilities					
Deposits from customers and other financial institutions	13	770,782,358	3,093,149,603	738,025,372	2,970,552,122
Borrowings	15	68,753,293	275,906,965	100,491,365	404,477,744
Amounts due to related parties	16	50,280,972	201,777,541	211,250,275	850,282,357
Lease liabilities	17	13,819,281	55,456,775	15,401,256	61,990,055
Other liabilities	18	6,911,250	27,734,846	6,333,430	25,492,056
Total liabilities		**910,547,154**	**3,654,025,730**	**1,071,501,698**	**4,312,794,334**
Shareholder's equity					
Share capital	19	275,895,100	1,103,580,400	275,895,100	1,103,580,400
Regulatory reserves	20	21,375,934	85,858,913	6,440,786	25,924,164
Retained earnings		126,552,463	517,788,623	147,118,730	600,309,789
Merger reserves	29	5,956,500	24,284,651	5,956,500	24,284,651
Currency translation reserves		-	(6,805,459)	-	(1,569,262)
Total shareholder's equity		**429,779,997**	**1,724,707,128**	**435,411,116**	**1,752,529,742**
Total Liabilities and Shareholder's Equity		**1,340,327,151**	**5,378,732,858**	**1,506,912,814**	**6,065,324,076**

STATEMENT OF **PROFIT OR LOSS AND OTHER COMPREHENSIVE INCOME**

	NOTES	Year ended 31 December 2025		Year ended 31 December 2024	
		USD	KHR'000 (Note 3)	USD	KHR'000 (Note 3)
Interest income	21	144,080,381	577,906,408	169,909,101	691,699,950
Interest expense	22	(60,169,938)	(241,341,621)	(78,996,070)	(321,593,001)
Net interest income		**83,910,443**	**336,564,787**	**90,913,031**	**370,106,949**
Fee and commission income	23	842,150	3,377,864	844,800	3,439,181
Fee and commission expense	23	(578,921)	(2,322,052)	(2,060,466)	(8,388,157)
Net fee and commission income/ (expense)	**23**	**263,229**	**1,055,812**	**(1,215,666)**	**(4,948,976)**
Impairment losses on financial instruments	24	(43,945,597)	(176,265,790)	(39,891,301)	(162,397,486)
Other income, net	25	12,678,249	50,852,457	6,922,478	28,181,408
Personnel expenses	26	(34,647,954)	(138,972,943)	(36,315,359)	(147,839,826)
Depreciation and amortisation expenses	27	(9,961,830)	(39,956,900)	(9,662,032)	(39,334,132)
Other operating expenses (*)	28	(15,088,072)	(60,518,257)	(15,305,658)	(62,309,334)
Loss before income tax		**(6,791,532)**	**(27,240,834)**	**(4,554,507)**	**(18,541,397)**
Income tax benefit	14B	1,160,413	4,654,417	1,597,842	6,504,815
Net (loss) for the year		**(5,631,119)**	**(22,586,417)**	**(2,956,665)**	**(12,036,582)**
Other comprehensive loss					
Items that will not be reclassified to profit or loss					
Currency translation differences		-	(5,236,197)	-	(17,666,061)
Total comprehensive loss for the year		**(5,631,119)**	**(27,822,614)**	**(2,956,665)**	**(29,702,643)**

(*) Other operating expenses include professional fees incurred by the Bank, which also include audit fees payable amounting to US$79,118 (31 December 2024: US$76,442), and audit fees for ICFR and PCAOB amounting to US$35,947, inclusive of VAT.

STATEMENT OF **CHANGES IN EQUITY**

	Sharecapital		Regulatory reserves		Retained earnings		Merger reserves		Currency translation reserves		Total equity	
	USD	KHR'000 (Note 3)	USD	KHR'000 (Note 3)	USD	KHR'000 (Note 3)	USD	KHR'000 (Note 3)	USD	KHR'000 (Note 3)	USD	KHR'000 (Note 3)
At 1 January 2025	275,895,100	1,103,580,400	6,440,786	25,924,164	147,118,730	600,309,789	5,956,500	24,284,651	-	(1,569,262)	435,411,116	1,752,529,742
Transactions recognised directly in equity												
Transfers from retained earnings to regulatory reserves (Note 20)	-	-	14,935,148	59,934,749	(14,935,148)	(59,934,749)	-	-	-	-	-	-
Total comprehensive income for the year												
Net loss for the year	-	-	-	-	(5,631,119)	(22,586,417)	-	-	-	-	(5,631,119)	(22,586,417)
Other comprehensive loss_												
Currency translation differences	-	-	-	-	-	-	-	-	-	(5,236,197)	-	(5,236,197)
At 31 December 2025	**275,895,100**	**1,103,580,400**	**21,375,934**	**85,858,913**	**126,552,463**	**517,788,623**	**5,956,500**	**24,284,651**	**-**	**(6,805,459)**	**429,779,997**	**1,724,707,128**
At 1 January 2024	175,895,100	703,580,400	-	-	156,516,181	638,270,535	5,956,500	24,284,651	-	16,096,799	338,367,781	1,382,232,385
Transactions recognised directly in equity												
Increase in capital	100,000,000	400,000,000	-	-	-	-	-	-	-	-	100,000,000	400,000,000
Transfers from retained earnings to regulatory reserves (Note 20)	-	-	6,440,786	25,924,164	(6,440,786)	(25,924,164)	-	-	-	-	-	-
Total comprehensive income for the year												
Net loss for the year	-	-	-	-	(2,956,665)	(12,036,582)	-	-	-	-	(2,956,665)	(12,036,582)
Other comprehensive loss_												
Currency translation differences	-	-	-	-	-	-	-	-	-	(17,666,061)	-	(17,666,061)
At 31 December 2024	**275,895,100**	**1,103,580,400**	**6,440,786**	**25,924,164**	**147,118,730**	**600,309,789**	**5,956,500**	**24,284,651**	**-**	**(1,569,262)**	**435,411,116**	**1,752,529,742**

STATEMENT OF **CASH FLOWS**

	NOTES	Year ended 31 December 2025		Year ended 31 December 2024	
		USD	KHR'000 (Note 3)	USD	KHR'000 (Note 3)
Cash flows from operating activities					
Loss before income tax		(6,791,532)	(27,240,834)	(4,554,507)	(18,541,397)
Adjustments for:					
Net impairment losses on financial instruments	24	43,945,597	176,265,790	39,891,301	162,397,486
Interest expense	22	60,169,938	241,341,621	78,996,070	321,593,001
Depreciation and amortisation	27	9,961,830	39,956,900	9,662,032	39,334,132
Gain on disposal of property and equipment and leases	25	(6,845)	(27,455)	-	-
Write-off of property and equipment	28	-	-	37	151
Interest income	21	(144,080,381)	(577,906,408)	(169,909,101)	(691,699,950)
Unrealised loss on exchange rate		-	-	70,575	287,311
		(36,801,393)	(147,610,386)	(45,843,593)	(186,629,266)
Changes in:					
Balances with the NBC		9,983,490	40,043,778	8,255,580	33,608,466
Loans and advances to customers		214,618,570	860,835,084	(43,543,636)	(177,266,142)
Other assets		323,849	1,298,958	(1,176,206)	(4,788,335)
Deposits from customers and other financial institutions		27,593,280	110,676,646	279,923,444	1,139,568,341
Other liabilities		575,968	2,310,208	(404,258)	(1,645,734)
Cash generated from operations		216,293,764	867,554,288	197,211,331	802,847,330
Interest received		127,649,990	512,004,110	170,656,875	694,744,138
Interest paid		(56,052,135)	(224,825,113)	(61,029,261)	(248,450,122)
Income tax paid	14C	(1,424,628)	(5,714,183)	(4,286,477)	(17,450,248)
Net cash generated from operating activities		**286,466,991**	**1,149,019,102**	**302,552,468**	**1,231,691,098**
Cash flows from investing activities					
Proceeds from disposals of property and equipment		2,839	11,387	-	-
Purchases of intangible assets	10	(241,050)	(966,852)	(1,168,165)	(4,755,600)
Purchases of property and equipment	9	(1,671,496)	(6,704,370)	(5,338,212)	(21,731,861)
(Placement with)/collections from banks		(33,018,338)	(132,436,554)	45,252,300	184,222,113
Net cash (used in)/ generated from investing activities		**(34,928,045)**	**(140,096,389)**	**38,745,923**	**157,734,652**
Cash flows from financing activities					
Proceeds from borrowings	15	24,919,013	99,950,161	80,574,534	328,018,928
Repayments of borrowings	15	(56,860,267)	(228,066,531)	(92,500,000)	(376,567,500)
Proceeds from amounts due to related parties	16	-	-	37,000,000	150,627,000
Repayments of amounts due to related parties	16	(160,000,000)	(641,760,000)	(369,700,000)	(1,505,048,700)
Payment of lease liabilities	17	(3,200,756)	(12,838,232)	(2,986,247)	(12,157,012)
Proceeds from issuance of share capital		-	-	100,000,000	407,100,000
Net cash used in financing activities		**(195,142,010)**	**(782,714,602)**	**(247,611,713)**	**(1,008,027,284)**
Net increase in cash and cash equivalents		**56,396,936**	**226,208,111**	**93,686,678**	**381,398,466**
Cash and cash equivalents at beginning of the year		152,317,245	613,076,911	58,630,567	239,505,866
Currency translation differences		-	(1,715,014)	-	(7,827,421)
Cash and cash equivalents at end of the year	4	**208,714,181**	**837,570,008**	**152,317,245**	**613,076,911**

3. Translation of United States Dollars into Khmer Riel

The financial statements are expressed in United States Dollars which is the Bank's functional currency. The translations of United States Dollars amount into Khmer Riel ("KHR") meets the presentation requirements pursuant to Law on Accounting and Auditing and has been done in compliance with CIAS 21-The Effects of Changes in Foreign Exchange Rates.

Assets and liabilities are translated at the closing rate as at the reporting date and equity accounts are translated at the historical rate. The statements of profit or loss and other comprehensive income and cash flows are translated into KHR at the average rate for the year, which have been deemed to approximate the exchange rates at the date of transaction as exchange rates have not fluctuated significantly during the year. Exchange differences arising from the translation are recognised as "Currency translation reserves" in the other comprehensive income.

The Bank uses the following exchange rates:

Financial year end	Closing rate	Average rate
31 December 2025	USD1=KHR4,013	KHR4,011
31 December 2024	USD1=KHR4,025	KHR4,071

The translations to Khmer Riel should not be construed as representations that the United States Dollars amounts have been, could have been, or could in the future be, converted into Khmer Riel at this or any other rate of exchange.

4. Cash on hand

	31 December 2025		31 December 2024	
	USD	KHR'000 (Note 3)	USD	KHR'000 (Note 3)
Cash on hand	11,626,826	46,658,453	15,185,214	61,120,486
Cash in ATMs	2,845,101	11,417,390	2,775,719	11,172,269
	14,471,927	58,075,843	17,960,933	72,292,755
By currency:				
US dollars	9,763,241	39,179,886	12,086,409	48,647,796
Khmer Riel	4,686,387	18,806,471	5,584,852	22,479,029
Thai Baht	22,299	89,486	289,672	1,165,930
	14,471,927	58,075,843	17,960,933	72,292,755

For the purpose of preparing the statement of cash flows, cash and cash equivalents are comprise of the followings:

	31 December 2025		31 December 2024	
	USD	KHR'000 (Note 3)	USD	KHR'000 (Note 3)
Cash on hand and ATMs	14,471,927	58,075,843	17,960,933	72,292,755
Placements with the National Bank of Cambodia				
Current accounts	140,281,304	562,948,873	114,579,160	461,181,119
Settlement accounts	5,173,484	20,761,191	5,522,305	22,227,278
Negotiable Certificates of Deposit ("NCD"), maturities of three months or less	11,005,803	44,166,287	-	-
Balances with other banks and financial institutions				
Current accounts	18,637,467	74,792,155	5,772,726	23,235,222
Savings accounts	19,144,196	76,825,659	8,482,121	34,140,537
	208,714,181	837,570,008	152,317,245	613,076,911

5. Placements with the National Bank of Cambodia

		31 December 2025		31 December 2024	
		USD	KHR'000 (Note 3)	USD	KHR'000 (Note 3)
Current accounts		140,281,304	562,948,873	114,579,160	461,181,119
Settlement accounts		5,173,484	20,761,191	5,522,305	22,227,278
Negotiable Certificates of Deposit ("NCD")	A	51,238,547	205,620,289	194,795	784,050
Statutory capital deposit	B	27,590,000	110,718,670	27,590,000	111,049,750
Reserve requirements on customers' deposits and non-residential borrowings	C	55,659,677	223,362,284	65,643,167	264,213,747
		279,943,012	1,123,411,307	213,529,427	859,455,944

A. Negotiable Certificates of Deposit ("NCD")

The Bank has pledged Negotiable Certificates of Deposit ("NCD") of USD80,000 and 200,000,000 Khmer Riels at 31 December 2025 (31 December 2024: USD193,379) with the NBC as collateral against the overdraft facilities with the NBC in connection with the Cambodian Shared Switch "CSS". As at 31 December 2025, the Bank had not yet utilised the overdraft on settlement clearing facility yet. NCD earn interest at rates ranging from 1.03% to 1.30% at 31 December 2025 (31 December 2024: 1.18% to 1.40%) per annum.

B. Statutory capital deposit

Under the NBC's Prakas No. B7-01-136 dated 15 October 2001, the Bank is required to maintain a statutory deposit at 10% of its registered capital. This deposit is not available for use in the Bank's day-to-day operations and is refundable should the Bank voluntarily cease its operations in Cambodia.

C. Reserve requirements on customers' deposits and non-residential borrowings

The reserve requirement represents the minimum reserve which is calculated at 8% for KHR and 12.50% for other currencies of the total amount of deposits from customers, non-residential banks and financial institution deposits, and non-residential borrowings. Pursuant to the National Bank of Cambodia's Prakas No. B7-018-282 on the maintenance of reserve requirement against commercial banks' deposits and borrowings, reserve requirements both in KHR and in other currencies bear no interest effective from 29 August 2018.

On 18 March 2020, the NBC announced the reduction of the Reserve Requirements Rate ("RRR") to 7% for both local and foreign currencies deposits and borrowings.

Pursuant to the NBC's Prakas No. B7-023-005 on reserve requirement dated 9 January 2023, it represents the minimum reserve, which is calculated at 7% for KHR and 9% for other currencies (effective 01 January 2023 to 31 December 2023), and 12.50% (effective 01 January 2024 onward) of the total amount of deposits from customers, non-residential banks and financial institution deposits, and non-residential borrowings.

On 28 February 2023, the NBC announced through NBC letter B7-023-438 to delay in implementation of the reserve requirement against borrowings at daily average balance until 1 September 2023.

On 16 August 2023, the Association of Banks in Cambodia ("ABC") submitted a request letter No.194/2023 to the NBC for another delay in the implementation of reserve requirement against borrowings at daily average balance until end of June 2024. On 23 November 2023, the NBC has responded to ABC through letter No. B7-023-2621. CHHOR T allows the institution to maintain reserve requirement at the rate of 7% for foreign currencies deposits and borrowings until 31 December 2024, and this RRR will be continued to maintain at the rate of 7% until 31 December 2025 followed the NBC approved letter No.B7-024-1718 Chhor Tor dated 21 August 2024.

On 5 January 2026, the NBC issued the letter No. B30-026-013 allowing Banking and Financial Institutions to maintain reserve requirement in foreign currency at 7% until 31 December 2026.

D. By interest rate (per annum)

Annual interest rates applicable to balances with the National Bank of Cambodia at the year end were as follows:

	31 December 2025	31 December 2024
Negotiable Certificates of Deposit ("NCD")	0.19% - 1.30%	1.18% - 1.40%
Statutory capital deposit	1.03%	1.31%
Current accounts	Nil	Nil
Settlement accounts	Nil	Nil
Reserve requirements on customers' deposits and non-residential borrowings	Nil	Nil

6. Balances with other banks and financial institutions

	31 December 2025		31 December 2024	
	USD	KHR'000 (Note 3)	USD	KHR'000 (Note 3)
Balances with other banks and financial institutions at amortised cost				
Current accounts	18,637,467	74,792,155	5,772,726	23,235,222
Savings accounts	19,144,196	76,825,659	8,482,121	34,140,537
Term deposits	15,294,904	61,378,450	22,314,515	89,815,923
	53,076,567	212,996,264	36,569,362	147,191,682
Less: Impairment loss allowance	(64,573)	(259,132)	(49,838)	(200,598)
	53,011,994	212,737,132	36,519,524	146,991,084

The movement of impairment loss allowance on balances with other banks and financial institutions were as follows:

	2025		2024	
	USD	KHR'000 (Note 3)	USD	KHR'000 (Note 3)
At 1 January	49,838	200,598	154,178	629,817
Recognised in profit or loss (Note 24)	14,735	59,102	(104,340)	(424,768)
Currency translation differences	-	(568)	-	(4,451)
At 31 December	64,573	259,132	49,838	200,598

The gross amounts of balances with other banks and financial institutions are analysed asfollows:

A. By location

	31 December 2025		31 December 2024	
	USD	KHR'000 (Note 3)	USD	KHR'000 (Note 3)
Balances with local banks	40,879,072	164,047,716	34,110,828	137,296,083
Balances with overseas banks	12,197,495	48,948,548	2,458,534	9,895,599
	53,076,567	212,996,264	36,569,362	147,191,682

B. By maturity

	31 December 2025		31 December 2024	
	USD	KHR'000 (Note 3)	USD	KHR'000 (Note 3)
On demand	37,781,663	151,617,814	14,254,847	57,375,759
> 3 to 12 months	15,294,904	61,378,450	22,314,515	89,815,923
	53,076,567	212,996,264	36,569,362	147,191,682

C. Interest rates (per annum)

Annual interest rates applicable to balances with other banks and financial institutions at the year end were as follows

	31 December 2025	31 December 2024
Current accounts	0.00% - 1.50%	0.00% - 1.50%
Savings accounts	0.00% - 0.70%	0.00% - 1.45%
Term deposits	4.00%	3.50% - 4.00%

The Bank has pledged term deposits of USD15,000,000 (2024: USD22,000,000) with the other banks as collateral for its loans. The term deposits mature in twelve months.

7. Loans and advances to customers

	31 December 2025		31 December 2024	
	USD	KHR'000 (Note 3)	USD	KHR'000 (Note 3)
Loans and advances to customers at amortised cost	1,027,657,892	4,123,991,121	1,223,915,775	4,926,260,994
Less: Impairment loss allowance	(83,371,468)	(334,569,701)	(37,506,035)	(150,961,790)
	944,286,424	3,789,421,420	1,186,409,740	4,775,299,204

(I) The movements of impairment loss allowance on loans and advances to customers and credit commitment and financial guarantee during the year were as follows:

	2025		2024	
	USD	KHR'000 (Note 3)	USD	KHR'000 (Note 3)
At 1 January	37,506,035	150,961,790	35,321,412	144,287,968
Recognised in profit or loss:				
Loans and advances to customers	43,925,173	176,183,869	39,990,771	162,802,429
Unwinding of discount on interest income stage 3	1,973,245	7,914,686	(663,942)	(2,702,908)
Credit commitments and financial guarantee (Note 29A)	1,789	7,176	570	2,320
Written off during the year	(34,774)	(139,479)	(37,142,776)	(151,208,241)
Currency translation differences	-	(358,341)	-	(2,219,778)
At 31 December	83,371,468	334,569,701	37,506,035	150,961,790

A. By account types:

	Gross carrying amounts	ECL allowance	Net carrying amounts	
	USD	USD	USD	KHR'000 (Note 3)
2025				
Individual loans	631,924,452	(60,900,255)	571,024,197	2,291,520,104
Mortgage loans	366,429,538	(21,271,610)	345,157,928	1,385,118,765
SME loans	27,448,482	(1,137,477)	26,311,005	105,586,063
Corporate loans	1,720,817	(7,792)	1,713,025	6,874,369
Group loans	83,751	(51,958)	31,793	127,585
Credit cards loans	50,852	(2,376)	48,476	194,534
	1,027,657,892	(83,371,468)	944,286,424	3,789,421,420
2024				
Individual loans	862,431,632	(29,146,095)	833,285,537	3,353,974,287
Mortgage loans	331,018,824	(7,686,516)	323,332,308	1,301,412,540
SME loans	27,515,991	(611,259)	26,904,732	108,291,546
Corporate loans	2,756,103	(5,592)	2,750,511	11,070,807
Group loans	165,688	(56,480)	109,208	439,562
Credit cards loans	27,537	(93)	27,444	110,462
	1,223,915,775	(37,506,035)	1,186,409,740	4,775,299,204

B. By maturity:

	31 December 2025		31 December 2024	
	USD	KHR'000 (Note 3)	USD	KHR'000 (Note 3)
Within 1 month	36,665,540	147,138,812	27,119,628	109,156,503
> 1 to 3 years	151,224,744	606,864,898	201,472,007	810,924,828
> 3 to 5 years	180,713,177	725,201,979	284,227,088	1,144,014,029
Over 5 years	659,054,431	2,644,785,432	711,097,052	2,862,165,634
	1,027,657,892	4,123,991,121	1,223,915,775	4,926,260,994

C. By secured/unsecured:

	31 December 2025		31 December 2024	
	USD	KHR'000 (Note 3)	USD	KHR'000 (Note 3)
Secured	1,019,411,660	4,090,898,992	1,212,089,040	4,878,658,386
Unsecured	8,246,232	33,092,129	11,826,735	47,602,608
	1,027,657,892	4,123,991,121	1,223,915,775	4,926,260,994

D. Interest rates (per annum)

Annual interest rates applicable to loans and advances to customers at the year end were as follows:

	31 December 2025	31 December 2024
Individual loans	10.70% - 18%	12% - 18%
SME loans	8.15% - 18%	8% - 12%
Mortgage loans	8.50% - 8.90%	8.50% - 8.90%
Group loans	18%	18%
Corporate loans	8.15% - 18%	8% - 12%
Credit cards loans	18%	18%

8. Investment securities

The Bank has designated its Investment in Credit Bureau Holding (Cambodia) Ltd. as an equity instrument at FVTOCI as the Bank holds this not for trading. As at 31 December 2025, the Bank's investment amounted to USD15,353 (31 December 2024: USD15,353). Dividend income received during the year amounting to USD29,636 (31 December 2024: USD28,915).

9. Property and equipment

	Leasehold improvements	Motor vehicles	Computer equipment	Office furniture and fitting	Equipment	Work in progress	Total	
	USD	USD	USD	USD	USD	USD	USD	KHR'000 (Note 3)
2025								
Cost								
At 1 January	13,485,386	1,219,827	8,764,970	3,583,677	6,957,204	376,779	34,387,843	138,411,068
Additions	361,916	177,488	409,027	155,875	215,663	351,527	1,671,496	6,704,370
Transfers	43,819	-	61,787	3,148	10,296	(119,050)	-	-
Disposals	(202,056)	(66,900)	(79,031)	(4,395)	(16,739)	-	(369,121)	(1,480,544)
Currency translation differences	-	-	-	-	-	-	-	(410,049)
At 31 December	13,689,065	1,330,415	9,156,753	3,738,305	7,166,424	609,256	35,690,218	143,224,845
Less: **Accumulated depreciation**								
At 1 January	5,399,378	681,616	5,120,903	1,651,263	2,688,131	-	15,541,291	62,553,696
Depreciation for the year	1,623,775	104,309	1,286,413	686,458	1,293,876	-	4,994,831	20,034,267
Disposals	(202,056)	(66,900)	(79,031)	(4,395)	(16,739)	-	(369,121)	(1,480,544)
Currency translation differences	-	-	-	-	-	-	-	(177,244)
At 31 December	6,821,097	719,025	6,328,285	2,333,326	3,965,268	-	20,167,001	80,930,175
Carrying amounts								
At 1 January	8,086,008	538,211	3,644,067	1,932,414	4,269,073	376,779	18,846,552	75,857,372
At 31 December	6,867,968	611,390	2,828,468	1,404,979	3,201,156	609,256	15,523,217	62,294,670

Fully depreciated property and equipment items as at 31 December 2025 with original cost of USD10,015,952 (31 December 2024: USD8,112,496) were still in use.

	Leasehold improvements	Motor vehicles	Computer equipment	Office furniture and fitting	Equipment	Work in progress	Total	
	USD	USD	USD	USD	USD	USD	USD	KHR'000 (Note 3)
2024								
Cost								
At 1 January	10,991,197	1,219,827	6,031,890	2,777,255	3,358,794	2,907,639	27,286,602	111,465,769
Additions	2,635,073	-	722,731	816,645	1,044,712	119,051	5,338,212	21,731,861
Transfers	-	-	2,108,859	-	2,615,261	(4,724,120)	-	-
Written-off	(140,884)	-	(98,510)	(10,223)	(61,563)	-	(311,180)	(1,266,814)
Transfer from Intangible assets	-	-	-	-	-	2,074,209	2,074,209	8,444,105
Currency translation differences	-	-	-	-	-	-	-	(1,963,853)
At 31 December	13,485,386	1,219,827	8,764,970	3,583,677	6,957,204	376,779	34,387,843	138,411,068
Less: **Accumulated depreciation**								
At 1 January	3,905,708	581,993	3,837,681	1,037,134	1,664,728	-	11,027,244	45,046,292
Depreciation for the year	1,634,554	99,623	1,381,732	624,352	1,084,929	-	4,825,190	19,643,349
Written-off	(140,884)	-	(98,510)	(10,223)	(61,526)		(311,143)	(1,266,663)
Currency translation differences	-	-	-	-	-	-	-	(869,282)
At 31 December	5,399,378	681,616	5,120,903	1,651,263	2,688,131	-	15,541,291	62,553,696
Carrying amounts								
At 1 January	7,085,489	637,834	2,194,209	1,740,121	1,694,066	2,907,639	16,259,358	66,419,477
At 31 December	8,086,008	538,211	3,644,067	1,932,414	4,269,073	376,779	18,846,552	75,857,372

10. Intangible assets

	Software and licenses	Work in progress	Total	
	USD	USD	USD	KHR'000 (Note 3)
2025				
Cost				
At 1 January	9,762,510	1,336,287	11,098,797	44,672,657
Additions	5,697	235,353	241,050	966,852
Transfers	1,977	(1,977)	-	-
Currency translation differences	-	-	-	(132,704)
At 31 December	9,770,184	1,569,663	11,339,847	45,506,805
Less: **Accumulated amortisation**				
At 1 January	4,597,306	-	4,597,306	18,504,156
Amortisation for the year	1,369,840	-	1,369,840	5,494,428
Currency translation differences	-	-	-	(52,428)
At 31 December	5,967,146	-	5,967,146	23,946,156
Carrying amounts				
At 1 January	5,165,204	1,336,287	6,501,491	26,168,501
At 31 December	3,803,038	1,569,663	5,372,701	21,560,649
2024				
Cost				
At 1 January	7,316,130	4,712,021	12,028,151	49,134,996
Additions	863,650	304,515	1,168,165	4,755,600
Transfers	1,588,480	(1,588,480)	-	-
Written off	(5,750)	(17,560)	(23,310)	(94,895)
Transfer to property and equipment	-	(2,074,209)	(2,074,209)	(8,444,105)
Currency translation differences	-	-	-	(678,939)
At 31 December	9,762,510	1,336,287	11,098,797	44,672,657
Less: Accumulated amortisation				
At 1 January	3,292,981	-	3,292,981	13,451,827
Amortisation for the year	1,310,075	-	1,310,075	5,333,315
Written off	(5,750)	-	(5,750)	(23,408)
Currency translation differences	-		-	(257,578)
At 31 December	4,597,306	-	4,597,306	18,504,156
Carrying amounts				
At 1 January	4,023,149	4,712,021	8,735,170	35,683,169
At 31 December	5,165,204	1,336,287	6,501,491	26,168,501

11. Right-of-use assets

The Bank leases many assets, including Automated Teller Machine ("ATM") Spaces and Office Buildings. Information about leases for which the Bank is a lessee is presented below:

	ATM Spaces	Office Buildings	Total	
	USD	USD	USD	KHR'000 (Note 3)
2025				
Cost				
At 1 January	523,350	31,111,824	31,635,174	127,331,575
Additions	163,569	1,657,054	1,820,623	7,302,519
Leases termination during the year	(4,839)	(55,968)	(60,805)	(243,889)
Currency translation differences	-	-	-	(376,102)
At 31 December	682,080	32,712,910	33,394,992	134,014,103
Less: **Accumulated depreciation**				
At 1 January	284,229	15,877,607	16,161,836	65,051,390
Depreciation for the year	190,248	3,406,911	3,597,159	14,428,205
Currency translation differences	-	-	-	(186,748)
At 31 December	474,477	19,284,518	19,758,995	79,292,847
Carrying amounts				
At 1 January	239,121	15,234,217	15,473,338	62,280,185
At 31 December	207,603	13,428,392	13,635,997	54,721,256
2024				
Cost				
At 1 January	513,670	27,743,851	28,257,521	115,431,973
Additions	9,680	3,367,973	3,377,653	13,750,425
Currency translation differences	-	-	-	(1,850,823)
At 31 December	523,350	31,111,824	31,635,174	127,331,575
Less: **Accumulated depreciation**				
At 1 January	79,590	12,555,479	12,635,069	51,614,257
Depreciation for the year	204,639	3,322,128	3,526,767	14,357,468
Currency translation differences	-	-	-	(920,335)
At 31 December	284,229	15,877,607	16,161,836	65,051,390
Carrying amounts				
At 1 January	434,080	15,188,372	15,622,452	63,817,716
At 31 December	239,121	15,234,217	15,473,338	62,280,185

12. Other assets

	31 December 2025		31 December 2024	
	USD	KHR'000 (Note 3)	USD	KHR'000 (Note 3)
Prepayments	2,066,574	8,293,161	2,332,837	9,389,669
Advances and deposits	1,595,690	6,403,504	1,455,270	5,857,462
Account receivable	132,298	530,912	155,217	624,748
Others	323,600	1,298,607	345,909	1,392,283
	4,118,162	16,526,184	4,289,233	17,264,162
Less: Impairment loss allowance	(12,551)	(50,367)	(8,651)	(34,820)
	4,105,611	16,475,817	4,280,582	17,229,342
Current	2,466,507	9,898,091	2,588,866	10,420,186
Non-current	1,639,104	6,577,726	1,691,716	6,809,156
	4,105,611	16,475,817	4,280,582	17,229,342

The movements of impairment loss allowance on other assets during the year were as follows:

	2025		2024	
	USD	KHR'000 (Note 3)	USD	KHR'000 (Note 3)
At 1 January	8,651	34,820	4,351	17,774
Recognised in profit or loss (Note 24)	3,900	15,643	4,300	17,505
Currency translation differences	-	(96)	-	(459)
At 31 December	12,551	50,367	8,651	34,820

13. Deposits from customers and other financial institutions

	31 December 2025		31 December 2024	
	USD	KHR'000 (Note 3)	USD	KHR'000 (Note 3)
Deposits from customers				
Fixed deposits	643,057,103	2,580,588,154	648,406,620	2,609,836,646
Savings accounts	113,222,047	454,360,075	83,992,622	338,070,302
Current accounts	2,060	8,267	-	-
	756,281,210	3,034,956,496	732,399,242	2,947,906,948
Deposits from other financial institutions				
Fixed deposits	6,847,481	27,478,941	3,619,181	14,567,204
Savings accounts	7,653,667	30,714,166	2,006,949	8,077,970
	14,501,148	58,193,107	5,626,130	22,645,174
	770,782,358	3,093,149,603	738,025,372	2,970,552,122

Deposits from customers and other financial institutions were analysed as follows:

	31 December 2025		31 December 2024	
	USD	KHR'000 (Note 3)	USD	KHR'000 (Note 3)
A. By maturity:				
Within 1 month	252,248,301	1,012,272,432	233,860,214	941,287,361
> 1 to 3 months	81,277,862	326,168,060	84,226,978	339,013,586
> 3 to 12 months	254,164,607	1,019,962,568	250,604,716	1,008,683,982
> 12 months	183,091,588	734,746,543	169,333,464	681,567,193
	770,782,358	3,093,149,603	738,025,372	2,970,552,122
B. By currency:				
US dollars	692,042,688	2,777,167,308	660,392,660	2,658,080,457
Khmer Riel	78,534,947	315,160,742	76,948,019	309,715,776
Thai Baht	204,723	821,553	684,693	2,755,889
	770,782,358	3,093,149,603	738,025,372	2,970,552,122
C. By relationship:				
Related parties (Note 30B(iii))	695,810	2,792,285	534,336	2,150,702
Non-related parties	770,086,548	3,090,357,318	737,491,036	2,968,401,420
	770,782,358	3,093,149,603	738,025,372	2,970,552,122

D. By interest rate (per annum):

Annual interest rates applicable to deposits from customers and other financial institutions at the year end were as follows:

	31 December 2025	31 December 2024
Fixed deposits	0.75% to 6.05%	0.50% to 9.00%
Savings accounts	0.50% to 5.50%	0.00% to 5.50%
Current accounts	0.00% to 2.00%	Nil

14. Income tax benefit

A. Applicable tax rates

In accordance with Cambodian Law on Taxation, the Bank has an obligation to pay corporate income tax of either the tax on income at the rate of 20% of taxable income or the minimum tax at 1% of annual turnover, whichever is higher.

According to Prakas 638 issued on 4 July 2017, an entity is eligible to be exempted from payment of minimum tax if it maintained proper accounting records and obtained approval from the General Department of Taxation ("GDT").

On 6 February 2025, the Bank obtained the confirmation letter on keeping proper accounting records from the GDT which allowed the Bank to exempt from payment of minimum tax for the fiscal years 2024 and 2025, respectively.

B. Income tax benefit

	2025		2024	
	USD	KHR'000 (Note 3)	USD	KHR'000 (Note 3)
Current tax at applicable tax rate	-	-	-	-
Income tax credit (*)	-	-	(850,964)	(3,464,274)
Current income tax benefit	-	-	(850,964)	(3,464,274)
Deferred tax	(1,160,413)	(4,654,417)	(746,878)	(3,040,541)
	(1,160,413)	(4,654,417)	(1,597,842)	(6,504,815)

(*) On 27 May 2024 and 22 July 2024, the Bank filed amendments on the return on the tax on income for the fiscal years 2020, 2021, and 2022 to the GDT. Subsequently, on 21 November 2024, the GDT approved the amendment and granted the income tax credit carried forward amounting to KHR3,425,128,462 equivalent to USD850,964, which can be utilised against the tax on income in future years.

The reconciliation of income tax computed at the statutory tax rate to the income tax (benefit)/expense as shown in the profit or loss were as follows:

	2025			2024		
	%	USD	KHR'000 (Note 3)	%	USD	KHR'000 (Note 3)
Loss before income tax	20	(6,791,532)	(27,240,834)	20	(4,554,507)	(18,541,397)
Income tax at applicable rate of 20%	20	(1,358,307)	(5,448,169)	20	(910,901)	(3,708,278)
Tax effect of:						
Income tax credit	-	-	-	19	(850,964)	(3,464,274)
Non-deductible expenses	(3)	197,894	793,752	(4)	164,023	667,737
Total income tax expense	17	(1,160,413)	(4,654,417)	35	(1,597,842)	(6,504,815)

The calculation of income tax is subject to the review and final assessment of the tax authorities.

C. Current income tax credit

	2025		2024	
	USD	KHR'000 (Note 3)	USD	KHR'000 (Note 3)
At 1 January	(2,443,302)	(9,834,291)	2,694,139	11,005,558
Income tax benefit	-	-	(850,964)	(3,464,274)
Income tax paid	(1,424,628)	(5,714,183)	(4,286,477)	(17,450,248)
Currency translation differences	-	26,471	-	74,673
At 31 December	(3,867,930)	(15,522,003)	(2,443,302)	(9,834,291)

D. Deferred tax assets, net

	31 December 2025		31 December 2024	
	USD	KHR'000 (Note 3)	USD	KHR'000 (Note 3)
Deferred tax assets	13,564,954	54,436,161	9,719,215	39,119,842
Deferred tax liabilities	(7,471,969)	(29,985,012)	(4,786,643)	(19,266,240)
Deferred tax assets, net	6,092,985	24,451,149	4,932,572	19,853,602

Deferred tax assets/(liabilities) are attributable to the followings:

	31 December 2025		31 December 2024	
	USD	KHR'000 (Note 3)	USD	KHR'000 (Note 3)
Tax loss carry-forward	8,490,994	34,074,359	2,993,720	12,049,723
Lease liabilities	3,149,540	12,639,104	3,471,904	13,974,414
Unamortised loan processing fees	1,017,596	4,083,613	1,329,421	5,350,920
Impairment loss allowance	499,748	2,005,489	1,450,047	5,836,440
Employee benefits obligations	407,076	1,633,596	474,123	1,908,345
Unrealised foreign exchange (gains)/ losses	(25,472)	(102,219)	43,537	175,236
Depreciation and amortisation	(445,506)	(1,787,816)	(687,743)	(2,768,166)
Right-of-use assets	(2,727,199)	(10,944,250)	(3,094,668)	(12,456,039)
Interest in suspense	(4,273,792)	(17,150,727)	(1,047,769)	(4,217,271)
	6,092,985	24,451,149	4,932,572	19,853,602

The movements of deferred tax were as follows:

	2025		2024	
	USD	KHR'000 (Note 3)	USD	KHR'000 (Note 3)
At 1 January	4,932,572	19,853,602	4,185,694	17,098,560
Recognised in profit or loss	1,160,413	4,654,417	746,878	3,040,541
Currency translation differences	-	(56,870)	-	(285,499)
At 31 December	6,092,985	24,451,149	4,932,572	19,853,602

15. Borrowings

	31 December 2025		31 December 2024	
	USD	KHR'000 (Note 3)	USD	KHR'000 (Note 3)
Secured				
Current	14,977,379	60,104,222	6,994,830	28,154,191
Non-current	-	-	14,906,832	59,999,999
	14,977,379	60,104,222	21,901,662	88,154,190
Unsecured				
Current	13,486,841	54,122,693	40,787,314	164,168,938
Non-current	40,289,073	161,680,050	37,802,389	152,154,616
	53,775,914	215,802,743	78,589,703	316,323,554
	68,753,293	275,906,965	100,491,365	404,477,744

The Bank has entered into borrowing agreements with various lenders. The repayments of principal and interest are made on a monthly, quarterly, semi-annual, or annual basis, or at maturity, based on the repayment schedule of each of the borrowing agreements.

The Bank expects to comply with the quarterly covenants within 12 months after the reporting date.
Secured borrowings represent bank borrowings secured by fixed deposits, which were obtained from various banks with a term of 2 years (2024: from 1 to 2 years), bearing interest rate at 6.00% at 31 December 2025 (31 December 2024: from 4.60% to 6.50%) per annum.

Unsecured borrowings represent bank borrowings obtained from various banks with terms ranging from 1.5 to 3 years (2024: from 1.5 to 3 years) and bearing interest rates ranging from 7.10% to 8.00% at 31 December 2025 (31 December 2024: from 7.25% to 8.50%) per annum.

Reconciliation of movements of borrowings to cash flows arising from financing activities and operating activities:

	2025		2024	
	USD	KHR'000 (Note 3)	USD	KHR'000 (Note 3)
Gross borrowings				
At 1 January	97,605,162	392,860,777	109,530,628	447,432,615
Changes from financing cash flows				
Proceeds from borrowings	24,919,013	99,950,161	80,574,534	328,018,928
Repayments of borrowings	(56,860,267)	(228,066,531)	(92,500,000)	(376,567,500)
Currency translation differences	-	(1,235,144)	-	(6,023,266)
	65,663,908	263,509,263	97,605,162	392,860,777
Amortisation of borrowing fee	2,640,520	10,591,126	2,360,738	9,610,564
Currency translation differences	-	5,281	-	(108,594)
	2,640,520	10,596,407	2,360,738	9,501,970
Accrued interest payable				
At 1 January	525,465	2,114,997	405,188	1,655,194
Changes from operating cash flows				
Interest expense (Note 22)	7,237,814	29,030,872	7,581,040	30,862,414
Interest paid	(7,314,414)	(29,338,115)	(7,460,763)	(30,372,766)
Currency translation differences	-	(6,459)	-	(29,845)
	448,865	1,801,295	525,465	2,114,997
At 31 December	68,753,293	275,906,965	100,491,365	404,477,744

Borrowings were analysed as follows:

	31 December 2025		31 December 2024	
	USD	KHR'000 (Note 3)	USD	KHR'000 Note 3)
A. By maturity:				
Within 1 month	-	-	4,981,067	20,048,795
> 1 to 3 months	1,495,463	6,001,293	4,979,123	20,040,970
> 3 to 12 months	26,968,757	108,225,622	37,821,954	152,233,365
> 12 months	40,289,073	161,680,050	52,709,221	212,154,614
	68,753,293	275,906,965	100,491,365	404,477,744
B. By currency:				
US dollars	1,248,746	5,011,218	5,502,722	22,148,456
Khmer Riel	67,504,547	270,895,747	94,988,643	382,329,288
	68,753,293	275,906,965	100,491,365	404,477,744

C. By interest rate (per annum):

Annual interest rates applicable to borrowings at the year end were as follows:

	31 December 2025	31 December 2024
US dollars	7.50%	8.00% - 8.50%
Khmer Riel	6.00% - 8.00%	4.60% - 8.50%

16. Amounts due to related parties

	31 December 2025		31 December 2024	
	USD	KHR'000 (Note 3)	USD	KHR'000 (Note 3)
Woori Bank Singapore Branch	-	-	131,773,511	530,388,382
Woori Bank Hong Kong Branch	50,280,972	201,777,541	79,476,764	319,893,975
	50,280,972	201,777,541	211,250,275	850,282,357

This pertains to borrowings from a related party, Woori Bank Hong Kong Branch, with maturities of 3 years as at 31 December 2025 (31 December 2024: 3 months to 5 years). The borrowings bear a fixed annual interest rate of 5.95% as at 31 December 2025 (31 December 2024: 6.03%). Total interest expense incurred during 2025 amounted to USD8,198,731 (2024: USD25,879,050).

Reconciliation of movements of amounts due to related parties to cash flows arising from financing activities and operating activities:

	2025		2024	
	USD	KHR'000 (Note 3)	USD	KHR'000 (Note 3)
Gross borrowings				
At 1 January	210,000,000	845,250,000	542,700,000	2,216,929,500
Changes from financing cash flows				
Proceeds from borrowings	-	-	37,000,000	150,627,000
Repayments of borrowings	(160,000,000)	(641,760,000)	(369,700,000)	(1,505,048,700)
Currency translation differences	-	(2,840,000)	-	(17,257,800)
	50,000,000	200,650,000	210,000,000	845,250,000
Accrued interest payable				
At 1 January	1,250,275	5,032,357	305,844	1,249,373
Changes from operating cash flows				
Interest expense (Note 22)	8,198,731	32,885,110	25,879,050	105,353,613
Interest paid	(9,168,034)	(36,772,984)	(24,934,619)	(101,508,834)
Currency translation differences	-	(16,942)	-	(61,795)
	280,972	1,127,541	1,250,275	5,032,357
At 31 December	50,280,972	201,777,541	211,250,275	850,282,357

17. Lease liabilitiesparties

	31 December 2025		31 December 2024	
	USD	KHR'000 (Note 3)	USD	KHR'000 (Note 3)
Present value of lease liabilities				
Current	2,611,625	10,480,451	3,083,499	12,411,083
Non-current	11,207,656	44,976,324	12,317,757	49,578,972
	13,819,281	55,456,775	15,401,256	61,990,055
Maturity analysis – contractual undiscounted cash flows				
Less than one year	3,473,612	13,939,605	4,055,808	16,324,627
One to five years	10,769,397	43,217,590	10,530,792	42,386,438
More than 5 years	3,419,138	13,721,001	5,457,867	21,967,915
	17,662,147	70,878,196	20,044,467	80,678,980
Less: finance charges	(3,842,866)	(15,421,421)	(4,643,211)	(18,688,925)
	13,819,281	55,456,775	15,401,256	61,990,055

Amounts recognised in profit or loss:

	2025		2024	
	USD	KHR'000 (Note 3)	USD	KHR'000 (Note 3)
Depreciation expense on right-of-use-assets	3,597,159	14,428,205	3,526,767	14,357,468
Interest on lease liabilities (Note 22)	1,205,544	4,835,437	1,281,649	5,217,593
Gain on pre-termination of leases	(4,006)	(16,068)	-	-
Expenses relating to leases of low-value assets, excluding short-term leases of low-value assets	1,577,698	6,328,147	1,978,345	8,053,842

Amounts recognised in statement of cash flows:

	2025		2024	
	USD	KHR'000 (Note 3)	USD	KHR'000 (Note 3)
Cash flows from financing activities				
Cash payments for the principal portion of the lease liabilities	3,200,756	12,838,232	2,986,247	12,157,012
Cash flows from operating activities				
Cash payments for the interest portion of the lease liabilities	1,205,544	4,835,437	1,281,649	5,217,593
Cash payments for leases of low-value assets and short-term leases assets	1,577,698	6,328,147	1,978,345	8,053,842
	5,983,998	24,001,816	6,246,241	25,428,447

The movements of lease liabilities during the year were as follows:

	2025		2024	
	USD	KHR'000 (Note 3)	USD	KHR'000 (Note 3)
At 1 January	15,401,256	61,990,055	15,278,899	62,414,302
Additions	1,683,592	6,752,888	3,108,604	12,655,127
Interest expense on lease	1,205,544	4,835,437	1,281,649	5,217,593
Interest paid	(1,205,544)	(4,835,437)	(1,281,649)	(5,217,593)
Repayment for the principal	(3,200,756)	(12,838,232)	(2,986,247)	(12,157,012)
Leases termination during the year	(64,811)	(259,957)	-	-
Currency translation differences	-	(187,979)	-	(922,362)
At 31 December	13,819,281	55,456,775	15,401,256	61,990,055

18. Other liabilities

	31 December 2025		31 December 2024	
	USD	KHR'000 (Note 3)	USD	KHR'000 (Note 3)
Salaries and bonuses	4,180,201	16,775,147	3,561,064	14,333,283
Accounts payables	758,455	3,043,680	541,624	2,180,037
Other taxes payables	505,152	2,027,175	695,825	2,800,696
Employee benefit obligations (*)	378,122	1,517,404	528,777	2,128,327
Accruals and others	1,089,320	4,371,440	1,006,140	4,049,713
	6,911,250	27,734,846	6,333,430	25,492,056

(*) This represents liability for seniority indemnity payments required by Prakas No. 443 issued by the Ministry of Labour and Vocational Training ("MoLVT") on 21 September 2018, and subsequently amended by Instruction No. 042/19 dated 22 March 2019. It requires all employers to settle the seniority indemnity to their employee as follows:

- Current pay: starting from 2019 onwards at the amounts equal to 15 days of wages and other benefits for the relevant year.
- Retrospective (back-pay): starting from 2021 onwards at the amounts equal to 6 days of net wages for each relevant year. The provision of back-pay seniority indemnity is calculated at a maximum amount of 6 months net wages (depends on the length of the service employee served) to the employee who has seniority before 2019.

Payments will be made twice a year, in June and December respectively. Employee does not entitle to the remaining back-pay seniority indemnity, which is not yet due, if he/she resigns from the Bank.

The following are the principal assumptions at the reporting date.

Discount rate *	4.19% (2024: 5.09%)
Term of payments	6 days each in June and December
Turnover rate	17.94% (2024: 7.43%)

(*) As information on Cambodian corporate or government bonds are not readily available, the Bank has analysed the medium to long term deposit rates in denomination of USD of major banks in Cambodia.

The movements of liability for employee benefit obligations were as follows:

	2025		2024	
	USD	KHR'000 (Note 3)	USD	KHR'000 (Note 3)
At 1 January	528,777	2,128,327	548,149	2,239,189
Provision made for the year	1,309,778	5,253,520	1,677,345	6,828,471
Paid during the year	(1,460,433)	(5,857,797)	(1,696,717)	(6,907,335)
Currency translation differences	-	(6,646)	-	(31,998)
At 31 December	378,122	1,517,404	528,777	2,128,327

19. Share capital

	31 December 2025		31 December 2024	
	USD	KHR'000 (Note 3)	USD	KHR'000 (Note 3)
Registered, issued and fully paid ordinary share of USD25, each	275,895,100	1,103,580,400	275,895,100	1,103,580,400

As at 31 December 2025, the authorised share capital comprises 11,035,804 ordinary shares (31 December 2024: 11,035,804) at a par value of USD25 per share. All authorised shares are issued and fully paid up.

The Bank shareholders are shown as follows:

	31 December 2025		
	% of ownership	Number of shares	Amount USD
Woori Bank Korea	99.999991%	11,035,803	275,895,075
Mr. Cheol Su Sohn	0.000009%	1	25
	100%	11,035,804	275,895,100
Equivalent in KHR'000 (Note 3)			1,103,580,400

	31 December 2024		
	% of ownership	Number of shares	Amount USD
Woori Bank Korea	99.999991%	11,035,803	275,895,075
Mr. Hong Ju Kim	0.000009%	1	25
	100%	11,035,804	275,895,100
Equivalent in KHR'000 (Note 3)			1,103,580,400

The share capital of the Bank as at 31 December 2025 is USD275,895,100 (31 December 2024: USD275,895,100). On 29 July 2025, the NBC approved the transfer of 1 share from Mr. Hong Ju Kim to Mr. Cheol Su Sohn. The amended Memorandum and Articles of Association ("MoA") was endorsed by the Ministry of Commerce on 25 August 2025.

20. Regulatory reserves

Regulatory reserves represented the variance of provision between loan impairment in accordance with CIFRSs and regulatory provision in accordance with the National Bank of Cambodia.

As at 31 December 2025, the Bank transferred from retained earnings to regulatory reserves amounting to USD14,935,148 (31 December 2024: transferred from retained earnings to regulatory reserves amounting to USD6,440,786).

21. Interest income

	2025		2024	
	USD	KHR'000 (Note 3)	USD	KHR'000 (Note 3)
Loans and advances to customers	142,052,137	569,771,122	167,616,011	682,364,781
Balances with other banks and financial institutions	1,641,833	6,585,392	1,996,384	8,127,279
Balances with the National Bank of Cambodia	386,411	1,549,894	296,706	1,207,890
	144,080,381	577,906,408	169,909,101	691,699,950

22. Interest expense

	2025		2024	
	USD	KHR'000 (Note 3)	USD	KHR'000 (Note 3)
Deposits from customers and other financial institutions	43,527,849	174,590,202	44,254,331	180,159,381
Borrowings				
Related parties (Note 16)	8,198,731	32,885,110	25,879,050	105,353,613
Third-party lenders (Note 15)	7,237,814	29,030,872	7,581,040	30,862,414
Lease liabilities (Note 17)	1,205,544	4,835,437	1,281,649	5,217,593
	60,169,938	241,341,621	78,996,070	321,593,001

23. Net fee and commission income/(expense)

	2025		2024	
	USD	KHR'000 (Note 3)	USD	KHR'000 (Note 3)
Fee and commission income:				
Inward and outward remittance	332,276	1,332,759	414,649	1,688,037
Remittance Fees	300,337	1,204,652	405,567	1,651,063
Commissions received from assurance agency	168,861	677,301	-	-
Credit related fees	5,393	21,631	6,228	25,354
Other fees and commissions	35,283	141,521	18,356	74,727
	842,150	3,377,864	844,800	3,439,181
Fee and commission expense:				
Fee and commission expense	(578,921)	(2,322,052)	(2,060,466)	(8,388,157)
	263,229	1,055,812	(1,215,666)	(4,948,976)

24. Impairment losses on financial instruments

	2025		2024	
	USD	KHR'000 (Note 3)	USD	KHR'000 (Note 3)
Net impairment loss on loans and advances to customers (Note 7)	43,925,173	176,183,869	39,990,771	162,802,429
Net impairment loss on loans and advances to customers (Note 7)	3,900	15,643	4,300	17,505
Net impairment loss on balances with other banks and financial institutions (Note 6)	14,735	59,102	(104,340)	(424,768)
Net impairment for off-balance sheet items (Note 7)	1,789	7,176	570	2,320
	43,945,597	176,265,790	39,891,301	162,397,486

25. Other income

	2025		2024	
	USD	KHR'000 (Note 3)	USD	KHR'000 (Note 3)
Loan penalties	9,425,420	37,805,360	4,508,540	18,354,266
Loan recoveries	2,749,214	11,027,097	2,255,518	9,182,214
Foreign exchange gains	350,025	1,403,950	27,530	112,075
Dividend income (Note 8)	29,636	118,870	28,915	117,713
Gain on disposals of property and equipment and leases	6,845	27,455	727	2,960
Others	117,109	469,725	101,248	412,180
	12,678,249	50,852,457	6,922,478	28,181,408

26. Personnel expenses

	2025		2024	
	USD	KHR'000 (Note 3)	USD	KHR'000 (Note 3)
Salaries and wages	31,404,923	125,965,146	32,695,610	133,103,828
Employee benefit obligations	1,571,066	6,301,546	1,968,304	8,012,966
Other personnel expenses	1,671,965	6,706,251	1,651,445	6,723,032
	34,647,954	138,972,943	36,315,359	147,839,826

27. Depreciation and amortisation expenses

	2025		2024	
	USD	KHR'000 (Note 3)	USD	KHR'000 (Note 3)
Depreciation charge of property and equipment (Note 9)	4,994,831	20,034,267	4,825,190	19,643,349
Depreciation charge of right-of-use assets (Note 11)	3,597,159	14,428,205	3,526,767	14,357,468
Amortisation charge of intangible assets (Note 10)	1,369,840	5,494,428	1,310,075	5,333,315
	9,961,830	39,956,900	9,662,032	39,334,132

28. Other operating expenses

	2025		2024	
	USD	KHR'000 (Note 3)	USD	KHR'000 (Note 3)
Repairs and maintenance	5,236,236	21,002,543	3,669,666	14,939,210
Short-term leases and leases of low value items	1,577,698	6,328,147	1,978,345	8,053,842
Communication costs	978,440	3,924,523	1,052,530	4,284,850
Utilities expenses	940,846	3,773,733	1,042,693	4,244,803
Travel	940,735	3,773,288	1,687,464	6,869,666
Security expense	914,645	3,668,641	887,465	3,612,870
NBC license fees	904,305	3,627,167	910,401	3,706,242
Promotion and advertisement	677,501	2,717,457	709,115	2,886,807
Professional fees	507,840	2,036,946	403,512	1,642,697
Stamp and registration expense	495,595	1,987,832	479,240	1,950,986
Office supplies	392,824	1,575,617	548,683	2,233,688
Taxes and licenses	357,223	1,432,821	376,663	1,533,395
Staff developments and trainings	307,850	1,234,786	292,345	1,190,136
Business meals and entertainment	224,841	901,837	289,168	1,177,203
Card expenses	169,058	678,092	140,446	571,756
Insurance expenses	119,427	479,022	126,838	516,357
Printing expenses	80,236	321,827	117,250	477,325
Charitable donations	46,044	184,682	348,458	1,418,573
Write-off of property and equipment	-	-	37	151
Others	216,728	869,296	245,339	998,777
	15,088,072	60,518,257	15,305,658	62,309,334

29. Business acquisition under common control and merger reserves

On 22 July 2019, the Bank entered into a merger agreement with the sole shareholder of Woori Finance Cambodia Plc. ("WFC"), Woori Bank Korea.

The merger was made to enhance the Bank's market position in the financial services industry. According to the merger agreement, WFC will be dissolved after the merger.

On 3 January 2020, the NBC approved the merger between the Bank and WFC and was subsequently approved by the MOC on 10 February 2020, which was the effective date of the merger.

The merger agreement includes the issuance of the Bank's fully paid and non-assessable shares amounting to USD15,895,100 or 635,804 shares with par value of USD25 per share, as a consideration to WFC's shareholders.

The details of assets acquired and liabilities recognised in USD as at the date of merger are as follows:

Assets	USD
Cash on hand	398,033
Balances with the NBC	657,604
Balances with other banks	10,046,794
Loans to customers	105,055,190
Property and equipment	1,225,700
Intangible assets	90,622
Right-of-use assets	1,423,721
Deferred tax assets	274,552
Other assets	156,236
	119,328,452

Liabilities	USD
Current tax liability	(1,116,849)
Borrowings	(93,656,564)
Lease liabilities	(1,383,572)
Other liabilities	(337,963)
	(96,494,948)
Net assets	22,833,504

All assets and liabilities of WFC were carried at net book value on the book of the Bank after obtaining approval from the MoC on 10 February 2020, the effective date of the merger.

The difference between the value of shares issued by the Bank in exchange from the value of net assets acquired in respect of the merger of WFC amounting to USD5,956,500 was recognised as merger reserves under the pooling-of-interest method.

	USD
Net assets on the date of merger	22,833,504
Issuance of capital as consolidation to merger as at 31 December 2020	(15,895,100)
Transfers to regulatory reserves as at 31 December 2020	(981,904)
Merger reserve as at 31 December 2020	**5,956,500**

REPORT **OF THE INDEPENDENT AUDITORS**

KPMG Cambodia Ltd
GIA Tower, Sopheak Mongkul Street,
Phum 14, Sangkat Tonle Bassac, Khan
Chomkarmon, Phnom Penh, Cambodia

Tel: +855 (17) 666 537 / (81) 533 999
kpmg.com.kh

To the Shareholders of
Woori Bank (Cambodia) Plc.

Opinion

We have audited the financial statements of Woori Bank (Cambodia) Plc. ("the Bank"), which comprise the statement of financial position as at 31 December 2025, the statements of profit or loss and other comprehensive income, changes in equity and cash flows for the year then ended, and notes, comprising material accounting policies and other explanatory information as set out on pages 8 to 109 (hereafter referred to as "the financial statements").

In our opinion, the accompanying financial statements present fairly, in all material respects, the financial position of the Bank as at 31 December 2025, and its financial performance and its cash flows for the year then ended in accordance with Cambodian International Financial Reporting Standards ("CIFRSs").

Basis for Opinion

We conducted our audit in accordance with Cambodian International Standards on Auditing ("CISAs"). Our responsibilities under those standards are further described in the Auditors' Responsibilities for the Audit of the Financial Statements section of our report. We are independent of the Bank in accordance with the ethical requirements that are relevant to our audit of the financial statements in Cambodia, and we have fulfilled our other ethical responsibilities in accordance with these requirements. We believe that the audit evidence we have obtained is sufficient and appropriate to provide a basis for our opinion.

Other Information

Management is responsible for the other information. The other information obtained at the date of this auditors' report is the information included in the Report of the Board of Directors as set out on pages 1 to 4, and annual report, which is expected to be made available to us after the date of auditors' report. Our opinion on the financial statements does not cover the other information and we do not express any form of assurance conclusion thereon.

In connection with our audit of the financial statements, our responsibility is to read the other information identified above when it becomes available and, in doing so, consider whether the other information is materially inconsistent with the financial statements or our knowledge obtained in the audit, or otherwise appears to be materially misstated. If, based on the work we have performed on the other information obtained prior to the date of this auditors' report, we conclude that there is a material misstatement of this other information, we are required to report that fact. We have nothing to report in this regard.

Responsibilities of Management and Those Charged with Governance for the Financial Statements

Management is responsible for the preparation and fair presentation of the financial statements in accordance with CIFRSs, and for such internal control as management determines is necessary to enable the preparation of financial statements that are free from material misstatement, whether due to fraud or error.

In preparing the financial statements, management is responsible for assessing the Bank's ability to continue as a going concern, disclosing, as applicable, matters related to going concern and using the going concern basis of accounting unless management either intends to liquidate the Bank or to cease operations, or has no realistic alternative but to do so.

Those charged with governance are responsile for overseeing the Bank's financial reporting process.

Auditors' Responsibilities for the Audit of the Financial Statements

Our objectives are to obtain reasonable assurance about whether the financial statements as a whole are free from material misstatement, whether due to fraud or error, and to issue an auditors' report that includes our opinion. Reasonable assurance is a high level of assurance, but is not a guarantee that an audit conducted in accordance with CISAs will always detect a material misstatement when it exists. Misstatements can arise from fraud or error and are considered material if, individually or in the aggregate, they could reasonably be expected to influence the economic decisions of users taken on the basis of these financial statements.

As part of an audit in accordance with CISAs, we exercise professional judgment and maintain professional skepticism throughout the audit. We also:

- Identify and assess the risks of material misstatement of the financial statements, whether due to fraud or error, design and perform audit procedures responsive to those risks, and obtain audit evidence that is sufficient and appropriate to provide a basis for our opinion. The risk of not detecting a material misstatement resulting from fraud is higher than for one resulting from error, as fraud may involve collusion, forgery, intentional omissions, misrepresentations, or the override of internal control.
- Obtain an understanding of internal control relevant to the audit in order to design audit procedures that are appropriate in the circumstances, but not for the purpose of expressing an opinion on the effectiveness of the Bank's internal control.
- Evaluate the appropriateness of accounting policies used and the reasonableness of accounting estimates and related disclosures made by management.
- Conclude on the appropriateness of management's use of the going concern basis of accounting and, based on the audit evidence obtained, whether a material uncertainty exists related to events or

conditions that may cast significant doubt on the Bank's ability to continue as a going concern. If we conclude that a material uncertainty exists, we are required to draw attention in our auditors' report to the related disclosures in the financial statements or, if such disclosures are inadequate, to modify our opinion. Our conclusions are based on the audit evidence obtained up to the date of our auditors' report. However, future events or conditions may cause the Bank to cease to continue as a going concern.

- Evaluate the overall presentation, structure and content of the financial statements, including the disclosures, and whether the financial statements represent the underlying transactions and events in a manner that achieves fair presentation.

We communicate with those charged with governance regarding, among other matters, the planned scope and timing of the audit and significant audit findings, including any significant deficiencies in internal control that we identify during our audit..

For **KPMG Cambodia Ltd**

Nge Huy
Senior Partner

Phnom Penh, Kingdom of Cambodia

26 March 2026

REPORT OF **THE BOARD OF DIRECTORS**

The Board of Directors ("the Directors") have pleasure in submitting their report together with the audited financial statements of Woori Bank (Cambodia) Plc. ("the Bank") for the year ended 31 December 2025.

Principal Activity

The principal activity of the Bank is to provide financial services and products such as deposits, loans, domestic and international fund transfers, mobile banking, bill payments, ATM services, bank guarantees, real estate activities with owned or leased property, and other banking financial services to the population of Cambodia through its head office and branches in Phnom Penh and provincial branches in Cambodia.

There were no significant changes to these principal activities during the financial year.

Financial Results

The financial results of the Bank for the year ended 31 December 2025 were as follows:

	2025		2024	
	USD	KHR'000 (Note 3)	USD	KHR'000 (Note 3)
Loss before income tax	(6,791,532)	(27,240,834)	(4,554,507)	(18,541,397)
Income tax benefit	1,160,413	4,654,417	1,597,842	6,504,815
Loss for the year	**(5,631,119)**	**(22,586,417)**	**(2,956,665)**	**(12,036,582)**

Dividends

At the reporting date, no dividend was declared or paid and the Directors do not recommend any dividend to be paid in respect of the financial year ended 31 December 2025 (2024: Nil).

Share Capital

The share capital of the Bank as at 31 December 2025 is USD275,895,100 (31 December 2024: USD275,895,100). On 29 July 2025, the NBC has approved the transfer of 1 share from Mr. Hong Ju Kim to Mr. Cheol Su Sohn. The amended Memorandum and Articles of Association ("MoA") was endorsed by the Ministry of Commerce on 25 August 2025.

Reserves and provisions

There were no other movements to or from reserves and provisions during the financial year other than those disclosed in the financial statements.

Written off and allowance for financial assets

Before the financial statements were prepared, the Directors took reasonable steps to ascertain that action had been taken in relation to write off of financial assets that have no reasonable expectations of recovering the contractual cash flows in their entirety or a portion thereof and making of allowance for expected credit losses ("ECL") on financial assets, and satisfied themselves that all known financial assets that have no reasonable expectations of recovering the contractual cash flows were written off and that adequate allowance for ECL on financial assets have been made.

At the date of this report, the Directors are not aware of any circumstances which would render the amount of the allowance for expected credit losses on financial assets in the financial statements of the Bank inadequate to any material extent.

Assets

Before the financial statements of the Bank were prepared, the Directors took reasonable steps to ensure that any assets, other than debts, which were unlikely to be realised in the ordinary course of business at their value as shown in the accounting records of the Bank had been written down to an amount which they might be expected to realise.

At the date of this report, the Directors are not aware of any circumstances, which would render the values attributed to the assets in the financial statements of the Bank misleading in any material respect.

Valuation methods

At the date of this report, the Directors are not aware of any circumstances which have arisen which render adherence to the existing method of valuation of assets and liabilities in the financial statements of the Bank misleading or inappropriate.

Contingent and other liabilities

At the date of this report, there does not exist:

(a) any charge on the assets of the Bank which has arisen since the end of the financial year which secures the liabilities of any other person, or

(b) any contingent liability in respect of the Bank that has arisen since the end of the financial year other than in the ordinary course of banking business.

No contingent or other liability of the Bank has become enforceable or is likely to become enforceable within the period of twelve months after the end of the financial year which, in the opinion of the Directors, will or may substantially affect the ability of the Bank to meet its obligations as and when they fall due.

Change of circumstances

At the date of this report, the Directors are not aware of any circumstances, not otherwise dealt with in this report or the financial statements of the Bank, which would render any amount stated in the financial statements misleading in any material respect.

Items of unusual nature

The results of the operations of the Bank for the financial year were not, in the opinion of the Directors, substantially affected by any item, transaction or event of a material and unusual nature.

There has not arisen in the interval between the end of the financial year and the date of this report any item, transaction or event of a material and unusual nature likely, in the opinion of the Directors, to affect substantially the results of the operations of the Bank for the current period in which this report is made.

The Board of Directors

The Directors who served during the year and at the date of this report are:

Name	Position
Mr. Changseok Ohk	Chairman
Mr. Cheol Su Sohn	BOD Member
Mr. Dong Woo Shin	BOD Member
Ms. Fiona Michelle Whyte	Independent BOD Member
Mr. Ky Buntrean	Independent BOD Member
Mr. Duong Sarak	Independent BOD Member
Mr. Jeoung Hoon Yoo	Independent BOD Member

Directors' interests

Information on shareholding of the Bank and its directors as at 31 December 2025 is as follows:

	31 December 2025
	% of ownership
Mr. Cheol Su Sohn	**0.000009%**

Other than disclosed above, the directors did not hold any shares in the Bank or in any related companies.

Directors' benefit

During and at the end of the financial year, no arrangements existed to which the Bank is a party with the object of enabling Directors of the Bank to acquire benefits by means of the acquisition of shares in or debentures of the Bank or any other corporate body.

During the financial year, no Director of the Bank has received or become entitled to receive any benefit (other than a benefit included in the aggregate amount of emoluments received or due and receivable by the Directors as disclosed in the financial statements) by reason of a contract made by the Bank or a related corporation with a firm of which the Director is a member, or with a company in which the Director has a substantial financial interest other than as disclosed in the financial statements.

Directors' responsibility in respect of the financial statements

The Board of Directors is responsible for ascertaining that the financial statements as set out on pages 8 to 109 present fairly, in all material respects, the financial position of the Bank as at 31 December 2025, and its financial performance and its cash flows for the year then ended. In preparing these financial statements, the Board of Directors is required to:

(I) adopt appropriate accounting policies which are supported by reasonable and prudent judgments and estimates and then apply them consistently;

(II) comply with Cambodian International Financial Reporting Standards ("CIFRSs") or, if there have been any departures in the interest of true and fair presentation, ensure that these have been appropriately disclosed, explained and quantified in the financial statements;¬¬

(III) oversee the Bank's financial reporting process and maintain adequate accounting records and an effective system of internal controls;

(VI) assess the Bank's ability to continue as a going concern, disclosing, as applicable, matters related to going concern and using the going concern basis of accounting unless management either intends to liquidate the Bank or to cease operations, or has no realistic alternative but to do so; and

(V) control and direct effectively the Bank in all material decisions affecting the operations and performance and ascertain that such have been properly reflected in the financial statements.

The Board of Directors confirms that they have complied with the above requirements in preparing the financial statements.

Approval of the financial statements

We hereby approve the accompanying financial statements which, in our opinion, present fairly, in all material respects, the financial position of the Bank as at 31 December 2025, and its financial performance and its cash flows for the year then ended in accordance with CIFRSs.

Signed in accordance with a resolution of the Board of Directors,

WOORI BANK (CAMBODIA) PLC.
KINGDOM OF CAMBODIA

Mr. Ju Sug Kang
Chief Executive Officer

Phnom Penh, Kingdom of Cambodia

Date: 26 March 2026

WOORI BANK

Building No. 398, Preah Monivong Blvd., Phum 1,
Sangkat Boeng Keng Kang 1, Khan Boeng Keng Kang, Phnom Penh.
www.wooribank.com.kh
info@wooribank.com.kh
(+855) 23 963 333 | 81 331 333
Woori Bank Cambodia