TeamViewer

Climate transition plan 2024

Our journey to net zero

Table of contents

1	Governance	4
2	Scenario analysis	6
3	Financial planning	8
4	Value chain engagement & low-carbon initiatives	9
5	Policy engagement	11
6	Risks and opportunities	12
7	Targets	15
8	Scope 1, 2, and 3 disclosures	18

Dear stakeholder,

It has become impossible to ignore the detrimental effect that climate change has on people, the environment, and all structures of our society. The increasing rate at which extreme weather events threaten our communities deeply concerns and motivates us to take transparent, effective, and immediate action.

At TeamViewer, we have always had a strong focus on environmental sustainability. With this Climate Transition Plan, we publicly share how our strategy and business model actively support the transition to a sustainable economy and what we do at TeamViewer to limit global warming to 1.5 °C in line with the Paris Agreement. Updates on our progress will be provided regularly.

Our Climate Transition Plan outlines a clear pathway to achieve our 2030 and 2040 emissions reduction targets set with the Science-Based Targets initiative (SBTi). It also includes a scenario analysis showing the business impact of inaction, a section on financial planning to achieve our targets, and a section on value chain and policy engagement.

We understand the importance of taking decisive actions now, to ensure a safe world for future generations. As a result, the Management Board of TeamViewer is committed to execute this Climate Transition Plan in the upcoming years.

Sincerely,

Management Board of TeamViewer

Oliver Steil
CEO

Micheal Wilkens
CFO

Mei Dent
CPTO

Peter Turner
CCO

Alexander Gührer
Director Sustainability

1.0 Governance

1.1 Climate Action at TeamViewer

At TeamViewer, we are conscious of the company's impact on the environment and are committed to integrating climate-related matters at all levels of the governance structure.

At the heart of this structure is our 'Sustainability Steering Board', which regularly convenes to discuss all matters related to our climate strategy. This board consists of the management board (CEO, CFO, CCO, CTPO) and/or the Senior Leadership Team, depending on the specific topic.

The Supervisory Board also plays an essential role in climate governance, as it supervises the performance of the Management Board and monitors any relevant regulatory standards. Within our Supervisory Board, the Audit Committee is responsible for sustainability matters and acts as the Sustainability Committee for the TeamViewer group. The members reinforce overall expertise in ESG matters and ensure that sustainability is deeply rooted in our global strategy.

ESG governance facilitates sound decision-making accompanied by the Audit Committee acting as a sustainability committee

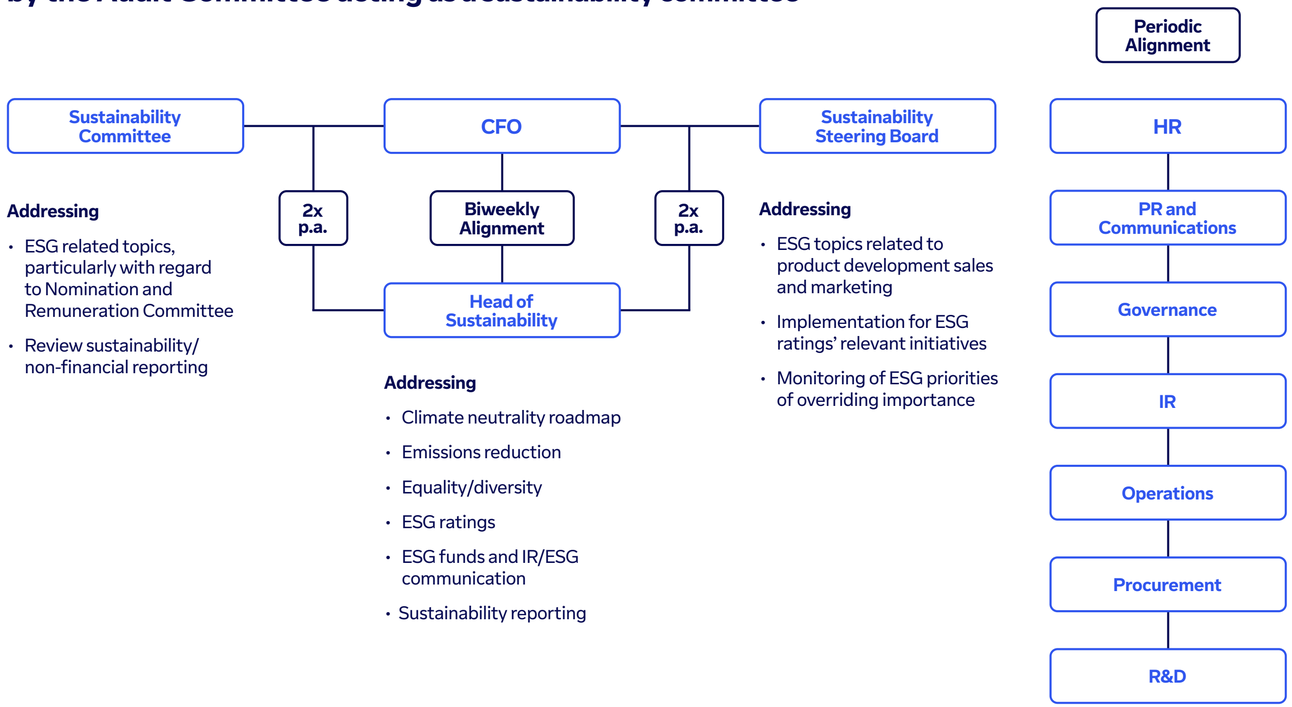

Figure 1: TeamViewer Sustainability Structure

1.2 Monitoring progress towards climate goals and targets

Our Director of Sustainability, who reports directly to the CFO, oversees all climate- and sustainability-related matters, such as target setting and achievement, as well as proposing emission-reduction initiatives based on environmental performance evaluations. He provides regular status updates on environmental and climate-related goals to the CFO, the Sustainability Steering Board and the Sustainability Committee. Other division leaders who are responsible for emission-relevant projects also report on their progress and target achievement.

In summary, climate-related issues are deeply embedded into our governance structure, with a clear commitment to transparency, accountability, and action. We recognize the importance of aligning our business with climate goals. With climate action becoming an ever-growing part of our corporate strategy, we also introduced CO_2-related targets in the remuneration system for our Management Board members, which shall further motivate and reward our management for their contributions to achieve our climate-related targets.

1.3 Management Board Remuneration

Our remuneration system for the Management Board provides that management compensation must contain one or several elements which depend on the company's performance in climate- and sustainability-related matters. The remuneration system for the Management Board members includes both short- and long-term remuneration components. These are intended to effectively promote the company's strategy and sustainable, long-term development. Non-financial performance targets are included in addition to financial performance targets. These non-financial performance targets incorporate sustainability aspects, which are related to TeamViewer's corporate and sustainability strategy.

1.3.1 Short-Term Variable Remuneration – Short-Term Incentive

The short-term incentive (STI bonus) is the short-term variable remuneration element with a term of one year. The annual cash bonus is dependent on the achievement of financial targets, as well as non-financial targets, which comprise sustainability aspects. All targets are set by the Supervisory Board at the beginning of the fiscal year. In case sustainability aspects are not considered as explicit non-financial performance targets, these aspects are included in the personal performance targets which affect the individual STI payout amount of the members of the management board. Consequentially, each STI target setting takes sustainability aspects into account. For the 2023 fiscal year in particular, ESG aspects were included as a central criterion in assessing the individual performance targets of all Management Board members to underscore the significance of these aspects.

1.3.2 Long-Term Variable Remuneration – Long-Term Incentive

The long-term incentive program (LTIP) serves to secure the long-term commitment of the Management Board and is intended to align the compensation structure with sustainable corporate development. The performance period for each LTIP tranche amounts to four calendar years, starting on the first of January of the calendar year in which the tranche was granted. The targets of the LTIP are determined by the Supervisory Board at its reasonable discretion for each performance period. In addition to the financial performance targets and relative total shareholder return (TSR) criteria, non-financial performance targets (which particularly comprise sustainability aspects) are included in the LTI target achievement with a weighting of 20%. Based on a pre-defined catalogue of environmental, social, and governance criteria, the Supervisory Board decides on relevant targets and defines concrete objectives and their individual weighting prior to each LTI grant. Further details can be found in the current Remuneration Report.

2.0 Scenario Analysis

2.1 Climate Scenarios (Physical Risks)

TeamViewer aligns itself with the future climate scenarios of the Intergovernmental Panel on Climate Change (IPCC) to ensure that it continues making a positive contribution to the protection of our global climate. These scenarios will influence TeamViewer's business strategy, future planning, capital allocation, and strategic positioning.

In 2021, the IPCC brought out its sixth assessment report together with a new set of Climate Change scenarios. These were called the 'Shared-Socioeconomic Pathways', which were an extension of the pre-existing Representative Concentration Pathways (RCPs). While the predictions of the RCPs are based solely on the development of radiative forcings, SSPs add societal storylines.

Best-Case Scenario – SSP 1-2.6

This scenario assumes that governments and corporations reduce their emissions immediately. Human wellbeing is prioritized over economic growth and environmental targets are achieved by reducing emissions, shifting to renewable energy, and implementing technological advancements. This scenario also assumes the lowest radiative forcing and is therefore in line with the 1.5°C goal of the Paris Agreement.

Business As Usual Scenario – SSP 2-4.5

In this scenario, there is no noticeable shift from social, economic, and technological trends as compared to historical patterns. While attempts are made to achieve sustainable development goals, progress is often slow or non-existent. The environment continues to degrade, and there is only a minimal decrease in resource use and general consumption. This scenario would lead to an increase in global surface temperatures of between 2 and 3 degrees by 2100.

Worst-Case Scenario – SSP 5-8.5

In this scenario, fossil fuel development continues without interruption. Economic growth, free markets, and high consumption are prioritized, and industries are intensified. While wellbeing prospers in developed countries, the environment suffers. By 2100, temperatures would be projected to exceed 4 degrees as compared to pre-industrial times.

TeamViewer has chosen to use the best-case scenario as a benchmark for its future practices, as this is the scenario that most closely aligns with the 1.5°C target stipulated in the Paris Agreement. It has chosen this target with the conviction that governments, business, and the general populace will make the collective effort to reach net-zero. This also means that net-zero must be reached by 2050 and that a full transition to renewable energy sources must be made.

2.2 Climate Scenarios (Transition Risks)

To assess its transition risks, TeamViewer will align itself with the scenarios of the International Energy Agency (IEA). These describe the effort necessary to decrease carbon dioxide emissions, with a marked focus on global energy trends. As for the analysis of TeamViewer's physical risks, three scenarios have been chosen.

Net Zero Emission (NZE Scenario)

A scenario that shows a pathway towards net zero carbon dioxide emissions by 2050. This aligns with the Paris Agreement goal to limit global warming to 1.5°C as compared to pre-industrial times. It also meets a variety of key sustainable development goals (SDGs). It depends on a wide portfolio of clean energy measures, prioritizes a transition that protects energy security, and accepts that reaching net-zero as early as 2050 depends on global cooperation.

Announced Pledges Scenario

Simply put, this scenario calculates what the world would look like if all governments and industries from around the world kept their environmental pledges. The scenario shows that these pledges would not be enough to reach the 1.5°C target proposed in the Paris Agreement. The disparity between the 1.5°C goal and the increase in temperature which would be achieved by honoring all pledges is also called the 'ambition gap'.

Stated Policies Scenario

The stated policies scenario focuses on current policy settings. By conducting sector-by-sector and country-by-country assessments of energy-related policies, the IEA can show what our world would look like if these policies were strictly enforced.

As with the physical scenario, TeamViewer is committed to the 1.5°C goal of the Paris agreement. Therefore, it will base its business activities and corporate strategy on the NZE scenario. This is also aligned with TeamViewer's goal to reach net-zero by 2040.

3.0 Financial Planning

3.1 Financing Climate Action

In order to achieve TeamViewer's ambitious climate goals and emission reduction targets, a dedicated budget has been set aside for sustainability efforts. This budget includes a variety of activities such as consultations, reporting obligations, durable removal of unavoidable emissions, and voluntary sustainability initiatives. We are committed to invest a seven-figure Euro amount in durable carbon removal initiatives and emerging technologies by 2040.

3.2 Taxonomy Eligibility of our Economic Activities

All of the TeamViewer Group's business activities have been examined and assessed on whether they are taxonomy-eligible within the meaning of the EU Taxonomy. The Delegated Climate Regulation (Delegated Regulation 2021/2139, Delegated Regulation 2022/1214, and Delegated Regulation 2023/2485) and the Delegated Environmental Regulation (Delegated Regulation 2023/2486) have been examined.

In the case of TeamViewer's solutions, the economic activity 'CCM 8.2 – Data-based solutions to reduce greenhouse gas emissions' covers remote access, remote control, and remote maintenance that works with almost all desktop and mobile platforms, including Windows, macOS, Linux, iOS, and Android. TeamViewer's solutions enable computers, mobile devices, and equipment – in other words, technical devices that have a data connection to the Internet – to be remotely controlled and used anywhere in the world. This activity is 'Taxonomy-eligible' given its potential to reduce travel and the associated greenhouse gas emissions. The avoidance of CO_2 emissions is an important ESG indicator for TeamViewer ('emissions avoided' per year). This data has been collected since 2020 and was first verified by independent external experts in 2023.

3.3 Other Financial Contributions to Climate Action

In March 2021, TeamViewer underlined its commitment to sustainability with the first ESG-linked promissory nvhave been placed in 2022 & 2024.

4.0 Value Chain Engagement & Low-Carbon Initiatives

4.1 Upstream Value Chain – Procurement Practices

TeamViewer achieving its net-zero emission targets is also affected by the structure of, and activities within, its value chain. TeamViewer's latest greenhouse gas (GHG) inventory indicates that Scope 3 emissions contribute up to 99% of its yearly emissions, clearly demonstrating that further engagement with suppliers and partners is necessary for the achievement of all environmental goals.

4.1.1 Integration into Supplier Contracts

Even though TeamViewer has set ambitious climate-related requirements for its suppliers, these have not been formally integrated into the supplier contracts. This gap represents an opportunity for TeamViewer to ensure that its values are upheld across the entire value chain.

TeamViewer plans to embed these standards into all new supplier contracts within the next three years, and into existing contracts upon their renewal. It is important for TeamViewer to build strong and mutually beneficial relationships with its suppliers, while also ensuring flexibility and practicality in all agreements. We understand that smaller suppliers may not have the capacity to comply with extensive corporate standards. Therefore, only those directly relevant and realistic for the supplier operations will be applied.

4.1.2 Procurement Policies and Supplier Engagement

In a bid to lower the carbon footprint of purchased goods and services, TeamViewer is also revising all of its procurement policies. By the end of 2024, we expect that a significant portion of our suppliers will follow the newly established sustainability standards.

For instance, TeamViewer has created a Conflict Minerals Policy to ensure that none of its products and services violate the commitment to ethical and responsible sourcing. This policy guarantees that TeamViewer avoids sourcing 3TG minerals (Tin, Tungsten, Tantalum, Gold) from areas that have been exposed to conflicts and human rights abuses. It is TeamViewer's goal to promote transparency and responsibility in its supply chain.

At TeamViewer, we are aware of the essential role that our suppliers play in achieving our environmental targets. Therefore, we are strengthening our efforts to foster a culture of environmental responsibility and consciousness within the supply chain. We vow to foster transparency and sustainability by working closely with our suppliers, and by regularly encouraging them to adhere to the Supplier Code of Conduct.

4.2 Downstream Value Chain – Avoided Emission Study

Since 2005, TeamViewer has been helping its users and customers get things done remotely. Whether it's providing IT support to family members or configuring industrial machines for international companies, we have long understood the importance of minimizing unnecessary travel. Less travel not only saves time and money, but also CO_2 emissions. To quantify the impact of using TeamViewer software in terms of avoided travel and associated CO_2 emissions, we commissioned a study.

The study shows that TeamViewer helped users and customers avoid between 15.6 and 44.8 million tons of CO_2 emissions in 2022. To narrow down the savings, we calculated a realistic scenario in consultation with internal and external experts based on assumptions regarding, for example, the number of travelers or the chosen mode of transport. This results in an avoidance of around 41 million tons of CO_2 in 2022. The scientific approach and thorough data analysis was critically reviewed by TÜV SÜD, known for their expertise in technical testing.

The total avoided emissions amount to 41 Mt CO_2e.

The total number can be visualized by 42K roundtrip flights from London to Tokyo.



Figure 2: TeamViewer Avoided Emissions Study

5.0 Policy Engagement

At TeamViewer, our policy engagement activities reflect our commitment to the goals of the Paris Agreement.

5.1 Our commitments

Alignment with SBTi: Together with the Science Based Target initiative (SBTi), we have set specific, fixed-term absolute targets for reducing greenhouse gas emissions at the corporate level. Our short-term target (SBTi short-term target) includes a commitment to reduce our absolute Scope 1 and 2 greenhouse gas emissions by 50% by 2030 compared to the base year 2021. In addition, we aim to reduce absolute Scope 3 GHG emissions from purchased goods, services, and capital goods by 37.8% in the same period. This commitment means that TeamViewer has set itself the goal of achieving net zero greenhouse gas emissions across the entire value chain by 2040 – ten years earlier than recommended by the SBTi.

Member of UN Global Compact: As a signatory to the UN Global Compact, TeamViewer supports the ten principles of the UN Global Compact and the Sustainable Development Goals (SDGs) of the United Nations.

Commitment to the Paris Agreement: We have made a public commitment to the objectives of the Paris Agreement.

5.2 Internal Regulatory Framework

To maintain consistency and accountability within our organization, we have established several internal policies. These include:

- Environmental Policy: Our environmental policy serves as a foundation for minimizing our environmental impact.
- Code of Conduct: Our Code of Conduct provides direction and sets expectations for all TeamViewer employees and stakeholders.
- Supplier Code of Conduct: Our Supplier Code of Conduct is a summary of all ethical, labor, and environmental standards that our suppliers should adhere to.
- Declaration of Principles on Human Rights & Social Responsibility: Our Declaration of Principles on Human Rights & Social Responsibility formally states our various commitments towards our employees, the community, and the environment. Hereby we aim to have a positive societal impact and to ensure ethical conduct within our company.
- Conflict Minerals Policy: Our Conflict Minerals Policy is a commitment to the responsible sourcing of 3TG minerals (Tin, Tungsten, Tantalum, Gold).

6.0 Risks and Opportunities

6.1 Methodology for Analyzing Risks and Opportunities

At TeamViewer, we understand that a changing climate will invariably affect our business practices. It is TeamViewer's responsibility to mitigate those climate-related risks that can be anticipated and adapt to changes that are inevitably going to occur. Based on our scenario analysis, we have created a list of risks that are most likely to impact the business. These have been split into two categories:

1. Physical risks have been defined as tangible effects that are directly linked to the changing climate. For example, the effects from extreme weather and how these might impact physical assets and infrastructure. The identification of the physical risks was based on the scenario analysis of the IPCC shared socio-economic pathways.

2. Transition risks are less tangible than the physical risks and result from climate-action. Examples of what could cause transition risks are changes to policies and regulations, innovations in the technological sector, market adjustments to a potential climate crisis, and shifting legal frameworks. TeamViewer based its analysis of these risks on the scenarios of the International Energy Agency (IEA).

6.2 Identification of Risks

6.2.1 Physical Risks

Risk	Explanation	Potential Impact
Extreme weather events and damage to offices.	TeamViewer offices located in areas threatened by more frequent severe weather events might experience business interruptions.	TeamViewer does not own its offices and has the capacity for remote work. This means that business is not expected to be interrupted.
Supply chain disruption due to extreme weather.	The supply chain may be impacted if suppliers are located in areas that may experience more frequent extreme weather events.	As TeamViewer is a software company, it has fewer suppliers. The most detrimental disturbance would be to energy providers.
Increased electricity cost and lower access.	Energy use could increase with a higher demand for cooling. A higher demand for energy might also lead to higher prices and reduced access.	The company is dependent on energy provision. High prices and low access to renewable energy could pose a threat to achieve our climate targets.
Replacement of other damaged assets.	Damage to other assets from extreme weather events.	TeamViewer does not have many physical assets, because it does not produce physical products.

Table 1: Physical Risks

6.2.2 Transition Risks

Risk	Explanation	Potential Impact
Policy and regulatory risks.	Potential changes in national and international policies and regulations related to carbon emissions and other environmental standards.	TeamViewer is currently not affected by the EU Emissions Trading System (EU ETS) because we do not fall into the categories of large emitters or energy-intensive industries as defined by the system. The risk of negative impact in the future from this regulation is minimal.
Market risks.	Product pricing could face cost pressure in case of carbon tax for GHG emissions.	TeamViewer does not produce many physical products. A carbon tax and higher prices would not negatively affect business.
Reputational risks.	Not considering the environmental impact of the company's operations can lead to a loss of reputation in the eyes of TeamViewer's investors and customers.	TeamViewer's stakeholders are increasingly interested in our environmental performance. Consequently, not meeting our climate related target or even not considering the environmental impact of TeamViewer's operation could lead to a loss of reputation.

Table 2: Transition Risks

6.3 Identification of Opportunities

While climate change poses risks to TeamViewer's strategy, it also offers opportunities for advantage.

Opportunity	Explanation	Potential Impact
Leveraging software solutions.	TeamViewer's software allows for remote work without the need for travel. This reduces emissions.	Very relevant to TeamViewer. An increased demand for remote work and avoided emissions will improve business.
Enhancing corporate reputation.	Investing in, and driving, sustainable advancements will increase TeamViewer's reputation with investors and customers.	Like most companies, TeamViewer is reliant on its good reputation and brand value. The field of sustainability can help to create this reputational value.
Enforcing environmental trends.	Using refurbished hardware, sustainable commuting, and other environmental trends can reduce the impact on the climate and improve the company's reputation.	These may not influence business as much as the others but could contribute to the company image and profits.

Table 3: Opportunities

6.4 Internal Controls and Risk Management

TeamViewer follows an integrated governance, risk and compliance approach and has implemented a comprehensive framework to provide an appropriate and effective internal control system and risk management system. The measures implemented within this framework are described on a regular basis in our management report, which forms part of the annual report of TeamViewer SE.

Both the internal control system and the risk management system comprehensively cover sustainability-related aspects. While the internal control system puts a focus on processes, systems and controls for recording and processing sustainability-related data, the risk management system is set up to ensure the responsible handling of all relevant business risks, including the early identification, assessment, and controlled handling of potential risks. A holistic assessment of all relevant risks, including sustainability-related risks, is carried out regularly.

7.0 Targets

In 2023, TeamViewer joined the Science Based Targets initiative (SBTi) and has committed itself to specific absolute emission reduction targets. This transition emphasizes the importance of clearly defined targets for achieving substantial reduction in absolute emissions. Unlike intensity targets, absolute targets ensure relative emission reduction, even if total operations increase. By publishing our SBTi reduction targets, we are limiting global warming to the 1.5°C trajectory outlined in the Paris Agreement.

TeamViewer's near-term target for 2030 mandates a 50% reduction in absolute Scope 1 and 2 GHG emissions, along with a 37.8% reduction in absolute Scope 3 GHG emissions from the base year 2021. Our SBTi long-term target is a 90% reduction in absolute Scope 1, 2, and 3 GHG emissions by 2040. All unavoidable remaining emissions will be compensated for by durable carbon removal. This transition underscores our dedication to achieving significant absolute emission reduction and to no longer contribute to the advancement of fossil fuels.

We are confident that there are no possible trapped GHG emissions from the company's main assets and products that could threaten the accomplishment of TeamViewer's GHG emission reduction goals and increase transition risk.

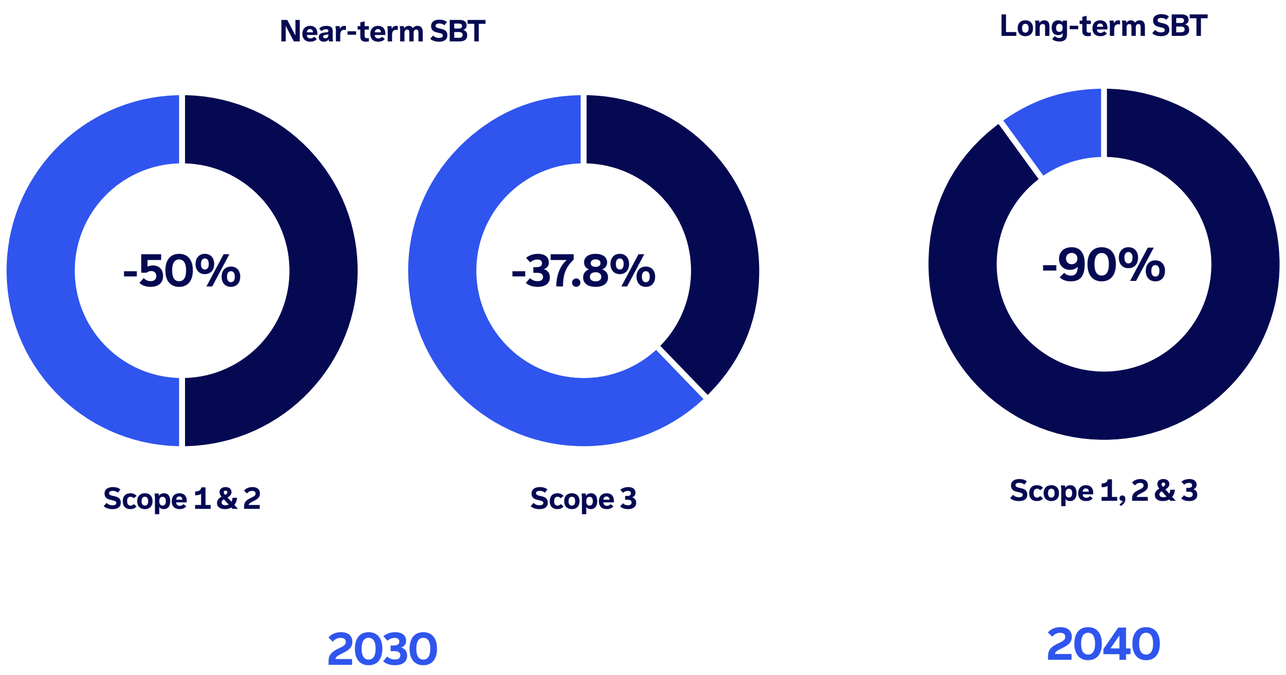

Figure 4: SBTi Targets

7.1 Methodology for Achieving Climate Targets

To achieve this target, TeamViewer has created a net-zero pathway which is outlined in figure 5. This mainly relies on carbon reduction measures. These are absolute emission reduction values and are most important in the first stages of the trajectory. The reduction of emissions will decrease gradually each year up until 2040. For emissions, that cannot be avoided, TeamViewer will implement durable carbon removal projects.

TeamViewer first removed carbon from the atmosphere in 2023 and will continue to do so as long as it is impossible to completely forego all emissions.

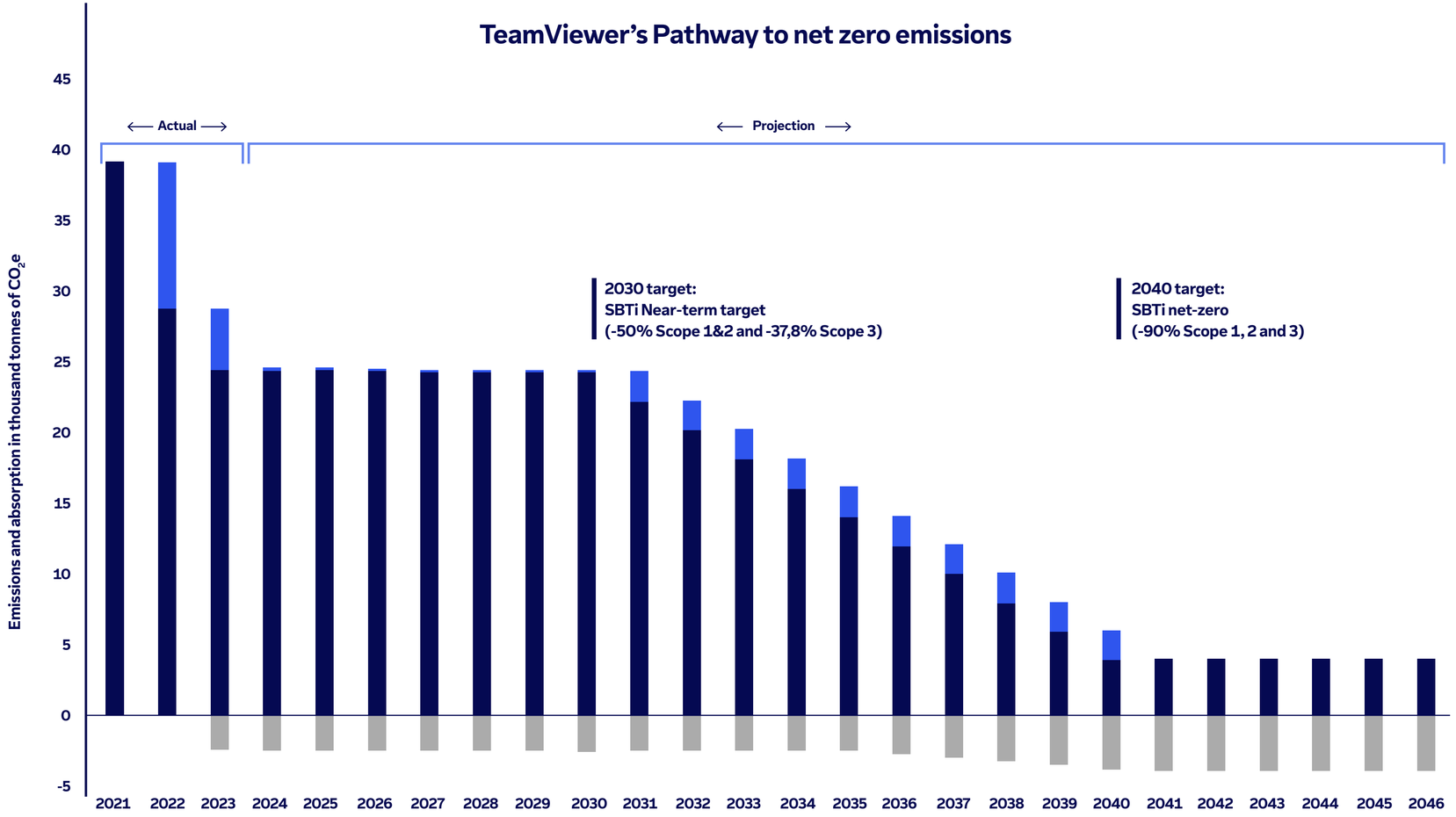

Figure 4: TeamViewer's Pathway to Net-Zero

7.2 Emission reduction measures

In addition to the pathway, TeamViewer has designed a set of specific emission reduction measures, which will help it achieve net-zero emissions by 2040. These were categorized based on their respective themes and summarized in the table.

The decrease of CO_2emission in previous years was predominantly influenced by the shift towards renewable energy sources.

Key emission reduction measures	Goals
1. Renewable energy Source 100% renewable energy in operations and upstream activities.	**By 2025**, ensure that all data services use 100% renewable energy. **By 2026**, ensure that all office buildings are powered by 100% renewable energy. **By 2028**, achieve 100% use of renewable energy to provide products, ensuring a sustainable energy footprint across the value chain.
2. Influence the supply chain Require suppliers to define carbon emission reduction targets.	**By 2025**, TeamViewer will have established a supplier engagement plan and begun engaging at least 30% of its supplier base (by spend) in achieving the sustainability targets. **By 2026**, TeamViewer will engage at least 67% of its supplier base (by spend) in achieving sustainability targets. **By 2028**, TeamViewer will require all its material suppliers (by spend) to set Scope 1-3 targets directed at achieving a net zero pathway by 2050, as well as to disclose emissions and ensure equivalent systematic emission reductions.
3. Emission-efficient business travel Increase use of rail and public transport and reduce short-haul flights.	**By 2026**, the use of rail and public transport for business travel will increase by 25% compared to the baseline year. **By 2030**, reduce short-haul flights for business travel to a minimum, reducing emissions associated with air travel.
4. Enable an emission friendly work environment Reduce emissions from work commuting by foster ride share, subsidize public transportation and commuting by bike. Commit to a hybrid work model.	**By 2027**, introduce suitable processes globally to enable employees to commute in an environmentally friendly way.

Table 4: Emission Reduction Measures

8.0 Scope 1, 2, and 3 disclosures

8.1 Data disclosure

In accordance with our commitment to emission reduction targets, we disclose our CO_2 emissions for Scope 1, 2 and 3 with a category split.
This data will be reported on an annual basis.

	2021	2022	2023	% 2023 / 2022
Scope 1				
Gross Scope 1	222	353	202	-43%
Scope 2				
Gross Scope 2 location-based	n/a[1]	n/a[1]	835	/
Gross Scope 2 market-based	n/a[1]	n/a[1]	759	/
Net Scope 2 location-based	n/a[1]	n/a[1]	108	/
Net Scope 2 market-based	255	54	31	-43%
Scope 3				
3.1: Purchased goods and services	33,928	23,673	14,860	-32%[2]
Gross Cloud computing and data center services	n/a[1]	n/a[1]	1,418	/
Net Cloud computing and data center services	n/a[1]	n/a[1]	1,307	/
3.2: Capital goods	3,521	-[3]	1,732	/
3.3: Energy- and fuel-related emissions	71	106	397	73%
3.5: Waste produced in operations	34	20	19	-5%
3.6: Business travel	924	2,998	4,916	39%
3.7: Employee commuting	171	1,558	664	-57%
3.8: Upstream leased assets (Gross)	n/a[1]	n/a[1]	747	/
3.8: Upstream leased assets (Net)	16	88	379	77%
Gross Scope 3 Upstream	n/a[1]	n/a[1]	24,755	/
Net Scope 3 Upstream	38,665	28,443	24,276	-15%
Scope 3 Downstream	n/a[4]	n/a[4]	n/a[4]	n/a[4]
Totals				
Gross Total location-based	n/a[1]	n/a[1]	25,792	/
Gross Total market-based	n/a[1]	n/a[1]	25,715	/
Net Total location-based	n/a[1]	n/a[1]	24,585	/
Net Total market-based	**39,142**	**28,850**	**24,510**	**-15%**

Table 5: Development of CO_2 Emissions (in metric tons)

1. Was not calculated in the years before 2023
2. Including Cloud computing and data center services
3. Included in Scope 3.1
4. TeamViewer, being a software company, does not have any operations that are categorized as Scope 3 Downstream in accordance with the Greenhouse Gas Protocol

	2021	2022	2023	% 2023 / 2022
Scope 1				
Gross Scope 1	0.4	0.6	0.3	-48%
Scope 2				
Gross Scope 2 location-based	n/a[1]	n/a[1]	1.3	/
Net scope 2 location-based	n/a[1]	n/a[1]	1.2	/
Net scope 2 market-based	n/a[1]	n/a[1]	0.2	/
Net scope 2 market-based	0.51	0.1	0.05	-48%
Scope 3				
3.1: Purchased goods and services	67.71	41.83	23.71	-43%[2]
Gross cloud computing and data centers	n/a[1]	n/a[1]	2.26	/
Net cloud computing and data center services	n/a[1]	n/a[1]	2.09	/
3.2: Capital goods	n/a[1]	-[3]	2.76	/
3.3: Energy- and fuel-related emissions	0.1	0.1	0.63	70%
3.5: Waste produced in operations	0.07	0.04	0.03	-14%
3.6: Business travel	1.8	5.3	7.8	32%
3.7: Employee commuting	0.3	2.8	1.1	-62%
3.8: Gross Upstream leased assets	n/a[1]	n/a[1]	1.2	/
3.8: Net Upstream leased assets	0.06	0.2	0.6	74%
Gross Scope 3 Upstream	n/a[1]	n/a[1]	39.5	/
Net Scope 3 Upstream	77.2	50.3	38.7	-23%
Scope 3 Downstream	n/a[4]	n/a[4]	n/a[4]	n/a[4]
Totals				
Gross Total location-based	n/a[1]	n/a[1]	41.2	/
Gross Total market-based	n/a[1]	n/a[1]	41.0	/
Net Total location-based	n/a[1]	n/a[1]	39.2	/
Net Total market-based	**78.1**	**51.0**	**39.1**	**-23%**

Table 6: Development of CO_2 emissions per million EUR of revenue

8.2 Corporate Carbon Footprint

In the 2023 fiscal year, TeamViewer continued to record its GHG emissions in compliance with the GHG Protocol and plans to continue to do so annually We compile a thorough emission inventory following the methodological guidelines of the GHG Protocol and relevant ISO norms to establish a robust and globally recognized framework for carbon accounting. In 2023, we were taking a step further by engaging an independent third-party auditor to verify our 2023 carbon footprint calculations.

Figure 6 shows the results of our CCF calculations for the year 2023, split up into different Scopes and categories.

Our Corporate Carbon Footprint (CCF) in 2023

Scope 3 accounts for 99% of TeamVIewer's CCF with main contributors Purchased Goods & Services and Business Travel.

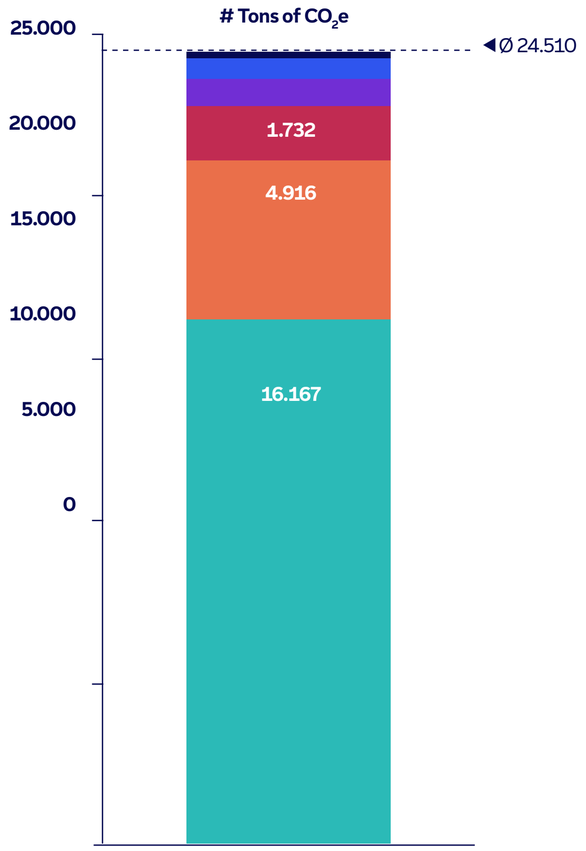

- **Scope 1.1, 1.3 & 2.3 - Heating, Air Conditioning & District Heating**
- **Scope 3.7 - Employee Commuting**
- **Scope 3.3, 3.5 & 3.8 - Other***
- **Scope 3.2 -Capital Goods**
- **Scope 3.6 - Business Travel**
- **Scope 3.1 - Purchased Goods & Services**

*Scope 3 categories (energy-and fuel-related emissions, upstream leased assets and waste produced in operations) with amounts <400 tons of CO_2e per category have been aggregated under "Scope 3- Other"