Environment: Building positive momentum



Climate change and its impacts are the biggest challenge facing our planet, and present risks to every country, business and person. For Tate & Lyle, given that nearly everything we make starts life in the natural world, whether it's a leaf of stevia, a kernel of corn, or the peel of a citrus fruit, it's essential that we take care of our planet and all its ecosystems for its own health and the future health of our business.

Overview

The food sector has a huge role to play in addressing climate change given that food systems are responsible for around one-third of global greenhouse gas (GHG) emissions.[1] And yet those same food systems, based on agriculture, are particularly vulnerable to the impacts of climate change, including changing weather patterns. The last 12 months has again seen a number of alarming records – the hottest year overall; the highest ocean heat; the second lowest extent of sea-ice in the Antarctic – and we've continued to see wildfires, drought and flooding, as well as biodiversity loss.

That's why caring for our planet is one of the three pillars of our purpose, and why we remain committed to becoming a net zero business by 2050. It's also why, in 2024, we announced ambitious new targets to deliver larger and faster reductions in our Scope 1 and 2 and Scope 3 GHG emissions. We brought our target dates forward from 2030 to 2028 and increased our target emissions reductions to align them with the requirements to limit global warming to 1.5°C above pre-industrial levels.

These targets, which have been validated by the Science Based Targets initiative (SBTi), are supported by our other environmental targets and commitments which retain the target date of 2030. These are to purchase 100% of the electricity we use across our operations from renewable sources, to reduce our use of water and to beneficially use all of our waste. We've also committed to supporting regenerative agriculture equivalent to the volume of corn we buy globally each year. And in 2025, we issued our new Forest Positive policy both to ensure we comply with EU deforestation regulations, and to meet our science-based target to have no deforestation across our primary deforestation-linked commodities by 31 December 2025.

1 United Nations Food and Agriculture Organization.

How our environment report is structured

Our environment report integrates the governance, metrics and some of the strategy disclosures recommended by the Task Force on Climate-related Financial Disclosures (TCFD). We have also continued to take steps to report voluntarily against the disclosures recommended for the Taskforce on Nature-related Financial Disclosures (TNFD). This reflects the way we integrate climate considerations into our business, as well as our increasing focus on our relationship with nature. For details of climate-related risks and additional strategy disclosures see our TCFD report on pages 74 to 79.

ENVIRONMENT CONTINUED

Climate-related events continue to disrupt our operations and supply chain, and we are taking steps to mitigate their impacts and increase our resilience, such as by investing to support regenerative agriculture programmes. Climate change also presents opportunities for businesses that can make their operations and products more sustainable. As a plant-based business with a deep understanding of the science of food, we're well-positioned to create the high-quality, lower-carbon ingredients people want to live a more sustainable life.

We're constantly adapting our approach to sustainability across every aspect of our business to make sure we embed it in all our plans and processes, from where and how we source our raw materials to how we develop, manufacture and distribute our products. It means designing sustainability into everything we do, so it becomes part of all our thinking, our investment decisions and our growth strategy. This includes building environmental improvements into our expansion projects and acquisitions and making sustainability a core part of our innovation process.

We're committed to playing our part in tackling climate change, and to protecting and restoring our natural environment. But we know we can't do this alone. So, as we work to make our operations and products more resilient to the impacts of climate change, we will also continue to work closely with our customers, suppliers and other stakeholders across our value chain to help deliver each other's sustainability goals.

Integrating CP Kelco

The changes we've made to our business this year do not alter our ambitions to drive forward our sustainability programme. Our new colleagues from CP Kelco share our commitment to caring for our planet, and they operate a number of sustainability-related projects (see pages 55 and 58 for examples). Nevertheless, integrating new facilities and suppliers will have an impact on our environmental footprint, and we're currently working to define that, and to ensure our combined business remains ambitious in its commitments and targets. As we integrate CP Kelco's emissions data, we will also update Tate & Lyle's emissions to account for the impact of selling our remaining shareholding in Primient – completed in June 2024 – reported under our Scope 3 investments category.

How we are reporting environmental data

Since we report our environmental data by calendar year, and we completed the CP Kelco acquisition in November 2024, the environmental data for the 2024 calendar year in this report is for Tate & Lyle's sites excluding CP Kelco. We expect to begin reporting data for the 2025 calendar year for the combined business (Tate & Lyle and CP Kelco together) in next year's Annual Report.

Focusing on the areas of greatest materiality and impact

To ensure we are focusing on the environmental and social issues that matter most to our stakeholders and where we can have the greatest impact, we periodically carry out materiality assessments. Our last assessment was in March 2023 and, following our acquisition of CP Kelco, we will carry out a double materiality assessment later this year.

Our last assessment looked at two main areas. First, the areas we are expected to manage well, since they have significant potential for risks if managed poorly. These include, for example, product quality and safety, anti-bribery and corruption, and data management. Second, the areas where we could take a leading position and where we would benefit from ambition and strong performance. For the environment, the most highly ranked areas in the materiality assessment confirmed that the areas we are currently focused on remain the right ones, namely:

- Reductions in Scope 1 and 2 and Scope 3 GHG emissions
- Regenerative agriculture
- Water use and consumption
- Biodiversity
- Beneficial use of waste.

We report our progress and performance in each of these areas in the rest of this section. Our progress on the social issues that also scored highly in the assessment are discussed in other sections of this Annual Report.

Public reporting and assurance

We explain the scope, principles and methodologies we use to report our environmental performance in 'EHS Reporting Criteria' at www.tateandlyle.com/purpose. We report environmental data by calendar year. Arcadis has independently verified selected environmental data on pages 53 and 54, 56 and 57, and 60 to 63. Their reasonable assurance statement is at www.tateandlyle.com/purpose.

OUR TARGETS

Climate and carbon emissions

By 2028:

Energy and industrial (E&I)[1]

- We'll deliver a 38% absolute reduction in our Scope 1 and 2 GHG emissions.[2,3]
- We'll deliver a 38% absolute reduction in our Scope 3 GHG emissions.[2]

Forest, Land and Agriculture (FLAG)[1]

- We'll deliver a 23% absolute reduction in our Scope 3 GHG emissions.[2,4]
- We have also committed to no deforestation across our primary deforestation-linked commodities by 31 December 2025.

By 2025:

- We'll have eliminated coal from our operations (this target was achieved in 2021).

By 2030:

- 100% of the electricity we purchase for our operations will come from renewable sources.

By 2050:

- Our aim is to reach net zero.

Regenerative agriculture

- We'll maintain sustainable acreage equivalent to the volume of corn we buy globally each year, and through partnerships we'll accelerate the adoption of regenerative agricultural practices.

Water

By 2030:

- We'll have reduced water use intensity by 15%.[2]

Waste

By 2030:

- 100% of our waste will be beneficially used.

1 Approved as science-based by the Science Based Targets initiative on a '1.5°C level', meaning they are in line with the most ambitious goals of the Paris Agreement.
2 Baseline of 31 December 2019.
3 The target boundary includes land-related emissions and removals from bioenergy feedstocks.
4 The target includes Forest, Land and Agriculture (FLAG) emissions and removals.

ENVIRONMENT CONTINUED

Governance

Our governance framework, which has been in place since 2023, ensures that sustainability-related matters are appropriately reviewed and managed across the business. Sustainability-related matters include climate, water, waste, deforestation and nature. There is a separate governance process to oversee environmental compliance in our plants as described on pages 50 to 52 (part of our J2E). As part of the CP Kelco integration process, CP Kelco's plants, supply chain and other sustainability-related matters will be included in this governance structure.

The Board is responsible for overseeing our sustainability strategy and sustainability-related matters including climate change, water and waste, and progress against our commitments and targets, including our impact on deforestation and nature. It has a number of non-executive directors with experience of sustainability-related matters within the food industry as well as other sectors. Our Senior Independent Director, Kim Nelson, has recent and relevant experience since sustainability was one of her primary responsibilities in her former role as Senior Vice President, External Relations at General Mills.

We have a dedicated sustainability team that develops our sustainability strategy and manages delivery of our programmes, working with stakeholders throughout our value chain. The team reports to our Chief Corporate Affairs and Sustainability Officer, and works closely with other teams, such as Global Operations and Finance.

Our sustainability strategy, the development and delivery of our programmes and the management of our sustainability-related risks and opportunities, including climate change, are overseen through the following governance structure.

Board of Directors

- Considers sustainability-related matters when reviewing and guiding core components of our commercial strategy and business development, such as business plans, annual budgets and major capital expenditure.
- Receives updates on the progress of our sustainability programme, and on our targets and commitments, at least twice a year.

Audit Committee

- Considers reporting disclosures and assurance in relation to sustainability, including TCFD, TNFD and new frameworks such as those from the International Sustainability Standards Board (ISSB) and the EU Corporate Sustainability Reporting Directive (CSRD).

Executive Committee

- Our Chief Executive is responsible for the Group's preparedness and response to sustainability-related risks and opportunities. He is supported in that task by the Executive Committee with executive responsibility shared jointly by the Chief Corporate Affairs and Sustainability Officer and the Chief Supply Chain Officer.
- The Chief Financial Officer is responsible for risk management, including the assessment of sustainability-related risks.
- Receives quarterly updates on sustainability-related matters.

Risk Committee

- A sub-committee of the Executive Committee, it oversees the operation of our enterprise risk framework, including risk management policies and practices for sustainability-related risks.
- The Committee reviews updates from the sustainability, risk and finance teams, as necessary, and updates the Board on its work at least annually.

Sustainability Committee

- A sub-committee of the Executive Committee, chaired by the Chief Executive, it meets at least twice a year (three times in the 2025 financial year) to review the delivery of our sustainability programme, to consider key projects and to track progress against our commitments and targets.

Sustainability Working Group

- A cross-functional group, chaired jointly by our Chief Corporate Affairs and Sustainability Officer and Chief Supply Chain Officer, and which includes internal experts from functions including sustainability, engineering, energy procurement and finance.
- Meets at least every two months to discuss key projects and detailed aspects of our approach to sustainability-related matters.

Sustainability as part of remuneration

Given the importance we place on sustainability-related matters, progress against our targets for Scope 1 and 2 absolute GHG emissions reduction, for beneficial use of waste and for water use intensity are all elements of the performance criteria for our long-term incentive plan. More information can be found in the Directors' Remuneration Report.

GOVERNANCE OF SUSTAINABILITY

DECARBONISING PRODUCTION

Our facility in Lille Skensved, Denmark, which makes pectin and carrageenan, has an ambitious multi-year programme to significantly reduce the site's Scope 1 and 2 GHG emissions and at the same time increase energy efficiency.

The first phase of this programme was completed in April 2025 with a major upgrade to the site's evaporator system. This has reduced the site's energy consumption by 6% and its carbon emissions by 7%. The new evaporator system traps and reuses hot steam to heat and concentrate citrus peel (used to make pectin), reducing the previous supply of steam. This system also has the benefit of reducing water use on the site by 2%. Over the next two years, we will carry out the second phase of the decarbonisation programme, upgrading the site's distillation column, which will deliver more than a 20% reduction in both energy use and carbon emissions.

This programme supports the Danish government's requirement that manufacturing businesses in Denmark reduce carbon emissions by 70% by 2030, from a 1990 baseline.

ENVIRONMENT CONTINUED

Climate and carbon emissions

We are committed to playing our part in addressing climate change and its related impacts. To do that, we have set ambitious science-based targets to significantly reduce Tate & Lyle's and our supply chain GHG emissions, in part through supporting the adoption of regenerative agricultural practices. Our goal is to become a net zero business by 2050.

Scope 1 and 2 emissions

Our Scope 1 and 2 GHG emissions collectively accounted for 16% of Tate & Lyle's total carbon footprint (excluding CP Kelco) in the 2024 calendar year. Reducing this means making changes to the way we run our plants, through more efficient processes and switching to lower-carbon sources of electricity.

In 2024, we joined RE100, a global corporate renewable energy initiative led by the Climate Group in partnership with CDP. Joining RE100 not only demonstrates our commitment to renewables, but also adds credibility to our approach, since it requires us to meet RE100's reporting criteria, including third-party verification, when reporting against our target to use 100% in our operations by 2030.

Progress in 2024

By the end of the 2024 calendar year, we had reduced our Scope 1 and 2 absolute GHG emissions by 23% from a 2019 baseline (2023: 11% reduction). This improvement is largely due to new agreements for renewable electricity and associated renewable energy certificates (RECs), discussed in more detail below. Together, these agreements mean that as of October 2024, 100% of the electricity procured for Tate & Lyle's operations globally (excluding CP Kelco) came from renewable sources and associated RECs, achieving our 2030 target more than five years ahead of schedule.

In September 2024, we announced that we had signed an agreement with Alabama Power for enough RECs to provide all the electricity needed for our sucralose facility in McIntosh, Alabama, US. The RECs sourced through Alabama Power come from wind farms operating in Kansas and Oklahoma, helping to reduce the carbon footprint of our sucralose by more than 20%.

Also in September 2024, we announced a 12-year Power Purchase Agreement with Enel North America to provide around 256,000 megawatt hours (MWh) of renewable electricity and associated RECs each year. Produced by a new wind farm in Texas, this agreement is expected to match all of the purchased electricity requirements for our other manufacturing operations in North America.

We continue to encourage our smaller sites to increase their use of renewable energy. For example, in 2024, our blending facility in Kya Sands, South Africa, installed solar panels to generate electricity for the site. Our corn wet mill in Boleráz, Slovakia, also began a solar panel installation project. Our three production facilities in Brazil, one blending facility and two pectin facilities, are great examples of sites using renewable electricity and biomass produced steam to minimise their emissions and operate more sustainably.

We also continue to make incremental improvements in GHG emissions at our manufacturing facilities as a result of our productivity programme. In 2024, our facility in Koog, the Netherlands, made progress in its decarbonisation programme by commissioning two new high-efficiency boilers.

Scope 3 emissions

Scope 3 GHG emissions made up 84% of our total carbon footprint in the 2024 calendar year, and we account for more than 95% of those emissions in our reporting. Understanding where our Scope 3 emissions come from helps us target our reduction activities in areas where they are most needed and can have the greatest impact. In 2024, the majority of our Scope 3 emissions came from purchased goods and services from our suppliers and customers using our ingredients in their final products. Working with them remains critical in helping us achieve our own targets as well as theirs.

Progress in 2024

We have two targets for our Scope 3 GHG emissions – Energy and Industrial (E&I) and Forest, Land and Agriculture (FLAG) – and we made strong progress against both. By the end of the 2024 calendar year, we had reduced our E&I Scope 3 absolute GHG emissions by 29% from our 2019 baseline, making good progress towards our target of 38% by 2028. Turning to our FLAG Scope 3 absolute GHG emissions, we have reduced those by 31%, well ahead of our target of 23% by 2028. We will continue to prioritise reducing our FLAG emissions since they are critical to achieving both our 2028 targets and our ambition to be a net zero business by 2050.

PROGRESS AGAINST OUR TARGETS

By 2028

Energy and Industrial (E&I) emissions

We'll deliver a 38% absolute reduction in our Scope 1 and 2 GHG emissions.[1,2,3]

We'll deliver a 38% absolute reduction in our Scope 3 GHG emissions.[1,2]

Forest, Land and Agriculture (FLAG) emissions

We'll deliver a 23% absolute reduction in Scope 3 GHG emissions.[1,2,4]

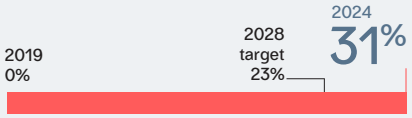

By 2030

Renewable electricity

100% of the electricity we purchase for our operations will come from renewable sources.

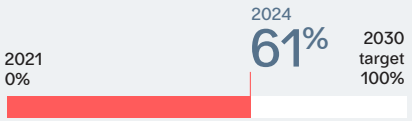

1 Approved as science-based by the Science Based Targets initiative on a '1.5°C level', meaning they are in line with the most ambitious goals of the Paris Agreement.
2 Baseline of 31 December 2019.
3 The target boundary includes land-related emissions and removals from bioenergy feedstocks.
4 The target includes Forest, Land and Agriculture (FLAG) emissions and removals.

ENVIRONMENT CONTINUED

The improvement in E&I emissions was driven largely by our US$150 million investment to reduce GHG emissions and eliminate the use of coal at Primient's three large corn wet mills in the US. As we were a 49.7% shareholder in Primient until June 2024, the benefit of those investments is reflected in our Scope 3 emissions under the 'investments' category for part of 2024. This investment will be removed from our emissions baseline and the data we report in 2025. However, since Primient remains a supplier to Tate & Lyle, we will continue to include emissions from the products we purchase from them in the 'purchased goods and services' category.

The strong progress in our FLAG emissions is largely due to decarbonisation within our supply chain and the success of our regenerative agriculture programmes for corn in the US and stevia in China (this improvement is reflected in the Scope 3 emissions 'purchased goods and services' category in the table, right). More information about these programmes can be found on pages 58 and 59.

ENERGY USE[1,2]

Megawatt hours (MWh)

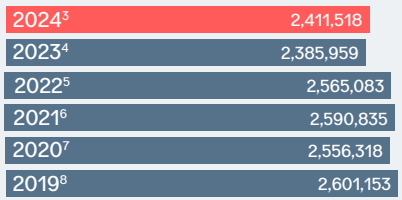

OUR CARBON FOOTPRINT

Carbon footprint at 31 December 2024 (%)

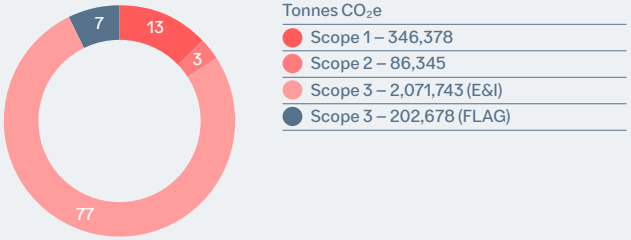

Scope 3 breakdown at 31 December 2024 (%)

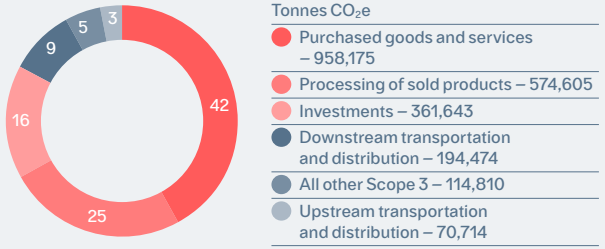

Carbon footprint for the year ended 31 December 2024[1,2] (tonnes of CO_2e)

All scopes

	2024	2023	2022	2021	2020	2019 (baseline)
Scope 1 (direct emissions from our sites)	**346,378**	341,921	369,425	363,948	367,528	380,011
Scope 2 (indirect emissions from the energy we buy) (market-based)	**86,345**	161,797	164,665	175,790	177,709	180,232
Scope 3 (all other emissions associated with our activities)	**2,274,421**	2,658,601	2,873,168	3,011,587	3,099,198	3,200,932
Total	**2,707,144**	3,162,319	3,407,258	3,551,325	3,644,435	3,761,175

Scope 3 breakdown

	2024	2023	2022	2021	2020	2019 (baseline)
Purchased goods and services	**958,175**	894,888	940,282	1,085,269	1,078,782	1,086,845
Processing of sold products	**574,605**	658,506	825,389	798,370	798,370	798,370
Investments	**361,643**	746,037	748,359	781,363	876,593	955,867
Downstream transportation and distribution	**194,474**	157,484	157,779	157,779	157,779	157,779
All other Scope 3	**114,810**	126,872	130,918	106,023	106,023	119,305
Upstream transportation and distribution	**70,714**	74,814	70,441	82,783	81,651	82,766
Total	**2,274,421**	2,658,601	2,873,168	3,011,587	3,099,198	3,200,932

1 The scope, principles and reporting methodologies used to calculate our environmental data can be found in 'EHS Reporting Criteria' at www.tateandlyle.com/purpose. For GHG emissions, reporting methodologies used include the Greenhouse Gas Protocol Standards, Environmental Reporting Guidelines: HM Government, 40 CFR Part 98 US EPA, and SBTi Criteria and Recommendations.
2 Global GHG emissions figures include our UK operations. In accordance with the UK's Streamlined Energy and Carbon Reporting (SECR) requirements, in the year ended 31 December 2024: total global energy consumption was 2,441,518 MWh and energy consumption for UK operations was 1,137 MWh; the global intensity ratio was 0.35 tonnes of Scope 1 and 2 CO_2e per tonne of production and for UK operations was 0.01 tonnes of Scope 1 and 2 CO_2e per tonne of production; Scope 1 and 2 GHG emissions for UK operations were 57.94 tonnes of CO_2e.
3 UK operations use (1,137 MWh) represents 0.05%.
4 UK operations use (1,034 MWh) represents 0.04%.
5 UK operations use (1,434 MWh) represents 0.06%.
6 UK operations use (1,472 MWh) represents 0.06%.
7 UK operations use (1,497 MWh) represents 0.06%.
8 UK operations use (1,500 MWh) represents 0.06%.

Note: The carbon footprint data in the tables above and the energy use data (left) are both for Tate & Lyle operations excluding CP Kelco. Data for CP Kelco will be included in our Annual Report 2026.

ENVIRONMENT CONTINUED

Regenerative agriculture

Through our agriculture programmes we work with suppliers, customers and external partners to expand and accelerate the adoption of regenerative farming practices, while ensuring the changes are financially sustainable for our participating farmers.

Overview

Agriculture is at the heart of solving the challenge of feeding a growing global population with nutritious food in a more sustainable way. Building greater resilience into the agricultural supply chain, already under threat from the impacts of climate change, is critical to global food production. As a food and beverage ingredient provider, it's therefore critical to Tate & Lyle. That's why our programmes encourage farmers to embrace regenerative farming practices that actively improve and restore nature's ecosystems. Our approach includes:

- Educating farmers on sustainable farming practices and working with them to lower the impact of their current practices.
- Supporting farmers to adopt practices that improve soil health, increase biodiversity and enhance local ecosystems.
- Promoting carbon sequestration by implementing practices that capture carbon in the soil and biomass to mitigate climate change.
- Improving the livelihoods of farmers through greater economic prosperity.

The programmes we support vary by region. In North America and Europe, we focus on large, data-driven intervention and inventory programmes that incentivise farmers to adopt or expand regenerative farming practices. In China, we work closely with smallholder farmers through workshops and face-to-face farm visits that form part of our regenerative agriculture programme.

What unites our programmes is their commitment to driving positive environmental change while helping to improve the personal and economic wellbeing of the farmers and their local communities. Our regenerative agriculture programmes are therefore at the heart of two pillars of our purpose: caring for the planet and building thriving communities.

Our commitment on deforestation

We are committed to producing ingredients in ways that ensure our operations do not indirectly lead to land conversion, deforestation or forest degradation. We adhere to ethical practices in land acquisition, use and development, and our assessments and planning are guided by the principles of the Accountability Framework initiative, which take into account social and environmental impacts.

In 2025, following a risk assessment of the commodities we buy, we introduced a Forest Positive policy to help us achieve our SBTi FLAG commitment to eliminate deforestation across the primary deforestation-linked commodities in our supply chain by 31 December 2025.

Having completed the assessment within our own supply chain, we are now assessing CP Kelco's supply chain to ensure we continue to meet our SBTi commitment, and comply with the EU Regulation on Deforestation-free products (EUDR).

PROGRESS AGAINST OUR COMMITMENT

364,000

acres of sustainable corn maintained, equivalent to the volume of corn we purchased in the 2024 calendar year.

Our corn programme

Launched in 2018 in partnership with Truterra LLC, a leading US resource stewardship solutions provider, our corn programme is our most mature regenerative agriculture programme and is managed by our corn supplier, Primient.

We remain committed to supporting sustainable acreage equivalent to the volume of corn we buy each year, which in the 2024 calendar year was 364,000 acres. The corn used at our facility in Sagamore, Indiana, US, and the corn-based ingredients supplied by Primient are all enrolled in the Truterra programme. And, in 2024, we funded the adoption of regenerative farming practices in an intervention programme on 10,000 acres in the Sagamore supply area (also known as a 'supply shed'), which supplies the corn we use at our corn wet mill in Lafayette, Indiana, US.

INCLUDING MARINE AQUACULTURE IN OUR SUPPLY CHAIN

Following our combination with CP Kelco, our supply chain now includes marine aquaculture.

Since 1990, CP Kelco has worked with communities on the island of Zanzibar in Africa to grow certain types of red seaweed – used to make carrageenan, an important thickening, gelling and stabilising ingredient – using sustainable farming methods.

Zanea Seaweed Co. Ltd., our seaweed sourcing company in Zanzibar, of which Tate & Lyle is now the parent company, achieved B Corp Certification in 2024. This reflects its strong commitment to sustainable farming practices and supporting the local community.

Over the next year, we'll be working to better understand the risks and opportunities associated with marine aquaculture.

ENVIRONMENT CONTINUED

In Europe, we continued our transition to sustainably sourced corn for our facilities in Koog, the Netherlands, and Boleráz, Slovakia. In 2024, 71% of our corn in Europe was verified as sustainable either through the Sustainable Agriculture Initiative (SAI) or ISCC PLUS, compared with 60% in 2023.

In 2024, we developed a new pilot programme in France in partnership with Regrow, whose Agriculture Resilience Platform, backed by environmental scientists and agriculture specialists, is helping to support regenerative farming practices among our French corn suppliers. The main programme, launched in 2025, will help us build greater climate resilience in our supply chain while supporting farmers in adopting regenerative practices.

Our stevia programme

We launched our regenerative agriculture programme for stevia in China in 2021, in partnership with Earthwatch Europe and Nanjing Agricultural University.

Used to make low-calorie sweeteners, stevia is an increasingly important part of our raw material supply chain. Our regenerative agriculture programme for stevia, which we operate with a number of smallholder farmers in Dongtai, Jiangsu Province, helps them to better understand soil health through sampling and then providing expertise to assess the results of these samples to improve farming practices. The programme has three clear goals: to reduce growers' environmental impact; to improve soil health and rebuild local ecosystems, while improving resilience to the impacts of climate change; and to support farmers' livelihoods through greater profitability.

As well as educating participating farmers, it also aims to educate the broader farming community. By sharing good practice in this way, participating farmers are now applying the principles they learn to other crops. Meanwhile, the wider farming community in Dongtai has begun adopting the sustainable and regenerative farming practices shared in the workshops.

The programme includes a voluntary agreement to sign Tate & Lyle's Stevia Supplier Sustainability Commitment – a pledge to reduce the environmental impact of stevia farming and to continue advancing regenerative farming practices.

Progress in 2024

The 2024 stevia growing season marked the second year in which all participating farmers used organic fertiliser in place of urea. It also marked a significant breakthrough, with the programme identifying the optimum level of fertiliser needed to maximise stevia growth – and economic benefit for farmers – while minimising environmental impact. This can be seen in this year's figures, with our 2024 updated lifecycle analysis showing significant reductions in GHG emissions, soil acidity and ecotoxicity.

Meanwhile, to keep building the programme's positive environmental impact, in 2024 we expanded its scope to include the introduction of peanuts as a cover crop. Peanuts grown alongside stevia plants reduce the need for weed control and can improve soil health, since they fix nitrogen in the soil, reducing the need for fertilisers. Cover crops can also improve soil structure, increase organic matter and help recycle nutrients, leading to a healthier, more diverse ecosystem. Cover crops will continue to be a key focus of the programme in 2025.

Turning to the wider impact of the programme, it's been very encouraging to see the cultural shift in the local farming community who are starting to be affected by changes in weather patterns. All our participating farmers consider the programme vital for the local environment as well as their own profitability, thus helping us build a more resilient supply chain.

RESULTS FROM OUR STEVIA PROGRAMME'S 2024 GROWING SEASON[1]

62%
reduction in GHG emissions

91%
decrease in terrestrial acidification (this shows significantly improved soil health and biodiversity, and improved availability of nutrients to the stevia plant)

48%
decrease in terrestrial ecotoxicity (measures the impact that farming inputs, such as fertiliser, have on land-dependent organisms and their environment)

77%
decrease in freshwater ecotoxicity (measures the impact that farming inputs, such as fertiliser, have on freshwater-dependent organisms and their environment)

1 Per pound of stevia rebaudioside A produced, compared to a 2019 baseline.

WHY IS SOIL HEALTH SO IMPORTANT IN ADDRESSING THE CLIMATE CRISIS?

Soil health is crucial for managing carbon emissions because healthy soils act as a natural carbon sink, storing large amounts of carbon that would otherwise be released into the atmosphere. Degraded or poorly managed soils, on the other hand, can release stored carbon and other greenhouse gases, contributing to climate change.

Our regenerative agriculture programmes involve practices that support soil health. To mark World Soil Day in 2024, we showcased our sustainable stevia programme in a video developed as part of independent production company ITN's 'Future of Farming: Cultivating Resilience' series.

Want to know more?
Find out more about the regenerative farming practices that support soil health and how they can help society meet the challenges posed by the climate crisis using the QR code.

ENVIRONMENT CONTINUED

Our pathway to net zero

In June 2022, we committed to becoming a net zero business by 2050, and to accelerate our environmental ambition and performance. We remain committed to that goal.

How we made our commitment to net zero

We analysed in detail what a net zero pathway by 2050 would look like for our Scope 1 and 2 and Scope 3 GHG emissions. As part of this work, in 2022 we carried out comprehensive Scope 1 and 2 decarbonisation assessments at our four largest production facilities, which together generate the vast majority of these emissions. We then looked at the impact on our footprint of changes in policies by governments or other organisations, and decarbonisation commitments in our value chain, including those of our customers. We also considered other issues outside our control that would affect our decarbonisation plans, such as the decarbonisation of electricity from the grid and the electrification of different types of transport, such as trucks and trains.

These assessments showed we could achieve net zero by 2050 in terms of Scope 1 and 2 GHG emissions through a combination of: electrifying our production facilities; using more efficient steam generation; buying more renewable electricity through renewable energy certificates (RECs); building partnerships with utility providers to access renewable electricity; and benefiting from the development of new technologies like energy storage. In October 2024, we largely eliminated our Scope 2 GHG emissions, reaching our target to purchase 100% of the electricity we use in our operations from renewable sources on an annualised basis five years ahead of schedule.

Overall, our analysis identified a pathway to reduce our total carbon footprint by around two-thirds by 2050 from our 2019 baseline. The emissions making up the remaining third, where we're working to identify a pathway, are nearly all in Scope 3 and are mostly from agriculture. That's why regenerative agriculture is so important for us, and partnerships to advance it will continue to be so in the years ahead. More information on our regenerative agriculture programmes are on pages 58 and 59.

We will update our net zero analysis to include CP Kelco once the integration programme is complete.

Investing to accelerate our environmental performance

We expect the investments needed to meet our 2028 Scope 1 and 2 GHG emissions reduction targets (see page 54 for more details), as well as our other 2030 environmental targets, to be within our annual capital and other expenditure programmes. Beyond that, we expect our plans to evolve as new technologies for low- or zero-carbon energy develop. Therefore, the investments required to deliver net zero Scope 1 and 2 GHG emissions after 2028 will depend on the speed of development, and cost, of these technologies. In that context, it is not yet feasible to put meaningful costs on our plans beyond 2028, although we will do so as soon as we can. Similarly, for Scope 3 GHG emissions, the cost of our regenerative agriculture programmes are currently included in our operating costs. Over time, we expect costs for these programmes to increase, although at this stage it's difficult to know by how much.

Evolving our plan with changing circumstances

We're committed to reaching net zero by 2050 by reducing our Scope 1 and 2 and Scope 3 GHG emissions to as close to zero as possible and neutralising residual emissions through limited external carbon offset purchases. But we cannot do this alone. Much of what is needed will depend on stakeholders across our value chain, including our customers and suppliers delivering on their sustainability ambitions. We'll also need structural changes near our facilities and at multiple points of our value chain to ensure the infrastructure is in place both for us and for the organisations we work with, to access enough low- or zero-carbon energy to run our operations. We expect our decarbonisation trajectory to change as we move towards 2050. In the short term, that will be driven by the changes in our footprint as a result of bringing CP Kelco into Tate & Lyle, and in the longer term by a variety of factors, including shifts in policy and advances in technology. What won't change, however, is our determination to deliver on our targets by 2028 and 2030, and to reach net zero by 2050.

Promoting regenerative agriculture will play a key role in our goal to reach net zero

OUR PATHWAY TO NET ZERO BY 2050[1]

	2017	2020	2022	2022	2024	2025	2028	2030	2050
Milestone	• Set Scope 1 and 2 GHG emissions target for 2020	• Set Scope 1 and 2 and Scope 3 GHG emissions targets for 2030 • Targets approved by the SBTi at 'Well below 2°C' level	• Separation of Tate & Lyle and Primient; 2019 baselines recalculated and 2030 targets reaffirmed	• Set target that 100% of electricity we purchase for our operations is to come from renewable sources by 2030 • Net zero by 2050 goal announced	• Set more ambitious Scope 1 and 2 and Scope 3 GHG emissions targets for 2028 • Targets approved by the SBTi at 1.5°C level		• GHG emissions targets set in 2024 are due to be met at the end of 2028	• Renewable electricity target set in 2022 due to be met at the end of 2030	• Net zero goal is due to be met at the end of 2050
Target		**2020 target (2008 baseline)** 19% GHG emissions reduction per unit of production				**2025 target** Eliminate coal from operations **2025 target** No deforestation across our primary deforestation-linked commodities by 31 December 2025	**2028 targets (2019 baseline)** GHG absolute emissions reductions: Energy and Industrial (E&I) • Scope 1 and 2 GHG emissions by 38%[2] • Scope 3 GHG emissions by 38% Forest, Land and Agriculture (FLAG) • Scope 3 GHG emissions by 23%[3]	**2030 target** • Purchase 100% renewable electricity	**2050 targets** • Scope 1: Net zero • Scope 2: Net zero • Scope 3: Net zero
Delivery		**Achieved** 25% GHG emissions reduction from 2008 baseline				**Achieved** Eliminated coal in October 2021	**Progress** GHG emissions reduction at end of 2024: E&I • Scope 1 and 2 GHG emissions reduced by 23% • Scope 3 GHG emissions reduced by 29% FLAG • Scope 3 GHG emissions reduced by 31%	**Progress** At end of 2024: • 61% renewable electricity use	

We expect to deliver our pathway by a combination of:

SCOPE 1 (13% OF OUR FOOTPRINT)[4]

- Electrifying our production facilities
- Use of more efficient steam generation
- Increased use of renewable electricity
- Benefiting from the development of new technologies such as energy storage

SCOPE 2 (3% OF OUR FOOTPRINT)[4]

- Purchase 100% of the electricity we use across our operations from renewable sources
- Investments and partnerships with utilities and utility developers to use existing, and generate new, renewable electricity

SCOPE 3 (84% OF OUR FOOTPRINT)[4]

- Sustainable agriculture programmes (to be scaled up)
- Customers, suppliers and investments achieving their carbon reduction targets
- Decarbonisation of logistics and transportation supply chains

1 Based on current expectations (assumptions subject to change based on future developments).
2 The target boundary includes land-related emissions and removals from bioenergy feedstocks.
3 The target includes FLAG emissions and removals.
4 Percentage of total carbon footprint at 31 December 2024.

ENVIRONMENT CONTINUED

Using less water

Tate & Lyle relies on water for its operations and supply chain. We're mindful that water is a shared resource and that we must use it in a way that's sustainable for us and for the communities we live and work in. That's why we set a 2030 target to reduce our water use intensity by 15%.

Reducing water use intensity within our operations is challenging given that, as a producer of ingredients for the food industry, we quite rightly work to strict constraints on how we can recycle and reuse water. Developing plans to achieve our target means our teams are having to push themselves further, understanding the ways our sites use water and the scope for using it more efficiently.

Progress in 2024

In the 2024 calendar year, while absolute water consumption was 5% lower than our 2019 baseline at 7,934,484m^3, we saw a 2% increase in water use intensity (water use per unit of production) from the same baseline.

Every Tate & Lyle site has a water-related target each year and, with the support of our engineering team, many of our production facilities have been successful in improving their absolute water use. For example, in 2024, the team at our facility in Sagamore, Lafayette, Indiana, US, implemented a project to save an average of 120,000 m^3 of water per year by redirecting condensate water from their steephouse to a hot water loop, therefore displacing fresh water that previously went through the loop. This project will reduce water consumption at the site by 4% and this benefit will be included when we report our results for 2025.

This year, we also joined the Alliance for Water Stewardship, giving our teams access to global best practices, collaborative initiatives and innovative approaches to improving water efficiency at our sites.

Updating our water risk assessment

In early 2024, we worked with sustainability experts, AECOM, to carry out a water risk assessment of our main Tate & Lyle production facilities (17 in total) and our corn and stevia supply chains. The assessment found that, both currently and over the longer term (to 2050), risk of water scarcity was low at our five sites with the largest use of water – our three corn wet mills in Lafayette, Indiana, US; Boleráz, Slovakia; and Koog, the Netherlands; our sucralose facility in McIntosh, Alabama, US, and our stevia facility in Anji, China. However, these sites still faced potential water-related risks, such as increased rainfall or flooding, and water quality issues. It also found that our small, locust bean gum facility in Noto, Italy, is located in the area of highest risk for water stress. The outcomes of the water risk assessments have been incorporated into our enterprise risk management programme. For example, as a result of the assessment, our site in Boleráz, Slovakia has undertaken a review of the operational risks associated with local water shortages, as well as the measures it has in place to respond.

Turning to our supply chain, water risk in our main corn growing regions was seen as low to medium over the timeframes analysed (current, 2030 and 2050). The main area of risk for corn, in particular waxy corn, was in France, reflecting droughts in 2022 and 2023. We viewed this risk as an opportunity to work more closely with our French corn suppliers, and in 2025 we launched a new regenerative agriculture programme in France aimed at improving climate resilience (see page 59). For stevia, the water risk was also generally low to medium, although some regions of China where we source stevia leaf are seeing some disruption from increasing seasonal variations in weather, mainly from increased flooding. This can result in an earlier harvest, lower steviol glycoside content and therefore lower farmer incomes. That's why our regenerative agriculture programme focuses on improving soil health and supporting farmers' livelihoods.

PROGRESS AGAINST OUR 2030 TARGET[1]

By 2030, we'll have reduced water use intensity by 15%

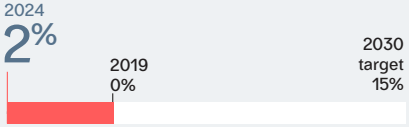

Looking ahead

In the coming year, we will conduct water risk assessments of our new CP Kelco sites and their key supply chains. What we learn will help us develop initiatives and programmes to reduce water use in our operations and increase resiliency in our key supply chains.

NEW WASTEWATER TREATMENT PLANT IN VAN BUREN REDUCES USAGE BY A THIRD

Our production facility in Van Buren, Arkansas, US, will soon process its corn-based starches using significantly less water, thanks to a new wastewater treatment plant.

Van Buren uses water to heat and cool starch to bring out the ingredient's desired effects before cleaning and discharging it as industrial wastewater. However, the new treatment plant will enable Van Buren to reuse the water in its cooling tower, reducing the need to draw on local freshwater supplies and reducing overall use by one third. Construction began in February 2025 and we expect the wastewater treatment plant will be operational by summer 2026.

This follows work in 2023 to enhance Van Buren's steam system, which reduced its water use intensity by 13%. We are now in the process of sharing some of the lessons learnt at Van Buren with our other sites.

ENVIRONMENT CONTINUED

Using waste beneficially

Our target is to beneficially use 100% of the waste we generate by 2030. By that we mean putting all the waste we generate to a positive use for society or local communities, or recycling it.

The plant-based ingredients we make in our manufacturing facilities generate a significant amount of organic waste. This waste is applied to land on local farms or used as compost to provide nutrients that help enrich the soil, restore biodiversity and improve plant growth. Waste that cannot be used on local farms is either used for energy recovery, or is recycled.

Progress in 2024

In the 2024 calendar year, 93% of the waste we generated globally was beneficially used, up from 90% in 2023. While we are pleased with the progress we've made since 2019 (when only 65% of our waste was beneficially used), we always expected our progress to slow down as we move closer to our 100% target.

During 2024, many of our individual sites beneficially used 95% or more of their waste. We also saw particularly good progress at our sites in Van Buren, Arkansas, US, which went from 48% in 2023 to 81% in 2024, and in Nantong, China which improved from 41% to 96% during the same period.

Every site has an annual target for their waste to be beneficially used, and our people continue to do a great job of keeping waste front-of-mind in their day-to-day work, and coming up with ideas to improve waste performance.

Looking ahead

We remain focused on taking the necessary steps to achieve our 100% target by 2030 and are pleased with our progress to date. In some areas, external factors present a challenge to making progress, such as a lack of local recycling infrastructure for plastic waste for a few of our sites in the US. We know we will need to keep building partnerships that enable our waste to be beneficially used, and our employees remain highly engaged in waste management, with many of our local teams getting involved in projects to clean up their local communities.

As part of the integration process, we are assessing the waste streams and waste management practices of our new CP Kelco operations. Their plant-based ingredients produce a significant amount of organic waste, some of which is already being applied to land on local farms, for example in Brazil. We are now working to identify opportunities to increase beneficial use of waste at these sites.

REDUCING PLASTIC

Operations and procurement teams at our production facilities in Boleráz, Slovakia, and Koog, the Netherlands, partnered with their suppliers to reduce the amount of plastic used in shipping our products. Having extensively tested new types of plastic stretch film on the market, this initiative led to the elimination of over 35,000kg of plastic film across both sites. Not only did this initiative significantly cut down on plastic waste, but it also enhanced the stability of our pallets, ensuring safer and more efficient transportation. It also generated around €50,000 in cost savings.

FERTILISING LOCAL FARMS

All the waste generated by our pectin production facilities in Brazil is beneficially used, largely as either animal feed or fertiliser for local farms. The animal feed, which is a by-product of the pectin production process which uses citrus peel as its raw material, provides palatable and nutritious feed for all ruminant species, supporting the diet of more than 35,000 animals each year. The organic mineral fertiliser is rich in nitrogen and is used on local farms, including those growing citrus fruits, which are part of the supply chain for our pectin production.

PROGRESS AGAINST OUR 2030 TARGET

By 2030, 100% of our waste will be beneficially used.

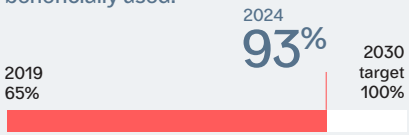

OUR TOP FIVE SITES FOR BENEFICIAL USE OF WASTE

Koog, the Netherlands
100%

Mold, UK
100%

Boleráz, Slovakia
98%

Guarani, Brazil
98%

Ossona, Italy
98%