SUNWAY

ADVANCING EQUITABLE GROWTH

SUSTAINABILITY REPORT 2025

Table of **Contents**

Back To Table of Contents
Keyword Search

This interactive PDF allows you to access information easily, search for a specific item or navigate between pages, sections and links.

INTRODUCTION

1 About this Report
2 About Sunway
3 Our Presence
4 Our Core Business Segments
6 Awards & Recognitions 2025
7 2025 Highlights

LEADERSHIP

8 Chairman's Statement
10 President's Statement
12 Sustainability Strategy

STRATEGIC PRIORITIES

16 Sustainability Governance

PRIORITISING MATERIAL ISSUES

20 Value Creation Model
22 Materiality
28 Stakeholder Engagement

APPENDICES

150 Bursa Malaysia Prescribed Table
152 Key Performance Indicators
173 Restatements
174 Membership in Associations
176 Emissions Calculation Methodology
179 GRI Content Index
189 IFRS S1 & S2 Content Index
209 SASB Content Index
212 Assurance Statements
217 Abbreviations

Go To Page

Previous Page

Go To Page

Cover **Rationale**

The 2025 Sustainability Report cements Sunway's commitment to a just transition across the triple bottom line: people, planet, and profit. By integrating traditional Batik motifs into the cover design, we celebrate the cultural identity of our people and symbolise the interconnectedness of the communities we serve. *Advancing Equitable Growth* underscores our efforts to go beyond environmental stewardship by fostering inclusive, equitable, and prosperous communities. To us, sustainability extends beyond data and progress indicators — it is about shaping a cleaner, healthier, and more resilient world where everyone can thrive.

REFERENCE

Refers readers to more information online

Refers readers to other pages in Sunway Berhad's Reports

DISCLAIMER

The statements, data and information provided in this Report have been prepared to the best of our ability in ensuring completeness, accuracy and reliability. We shall not be liable for any errors or omissions that may remain and any loss or inconvenience incurred as a result of reliance on information provided in this Report.

This Sustainability Report is available at www.sunway.com.my/reports

FEEDBACK

We appreciate feedback, suggestions and comments from all stakeholders to enable us to fulfil our sustainability commitments and improve our reporting practices. Please send your feedback to:

Group Sustainability
Sunway Berhad,
Menara Sunway, Jalan Lagoon Timur, Bandar Sunway,
47500 Subang Jaya, Selangor Darul Ehsan, Malaysia.
Email: sustainability@sunway.com.my

About this **Report**

GRI 2-3, 2-5

GRI Index

Sunway Berhad's (Sunway or the Company) annual Sustainability Report (this Report) highlights our sustainability efforts and discloses the Company's environmental, social and governance (ESG) performance in 2025. It communicates the sustainability initiatives we have implemented across all our business divisions and operations to generate positive impacts for the economy, environment and people. Our sustainability journey is backed by a robust sustainability framework, strategies and initiatives aimed at achieving the Company's sustainability goals and targets. As such, this Report shares how our sustainability journey has progressed over the years to keep creating value for our shareholders and other key stakeholder groups. It includes our approach in capturing opportunities and mitigating risks, while stepping up climate action to future-proof our businesses and communities.

REPORTING SCOPE AND BOUNDARIES

Sunway is one of Southeast Asia's leading conglomerates listed on the Main Market of Bursa Malaysia Securities Berhad (Bursa Securities) and is headquartered in Selangor, Malaysia. The scope of this Report covers only Sunway's operations in Malaysia, which contribute 94% of revenue to Sunway Group. This Report includes comparative historical data wherever applicable. Established relevant targets and key performance indicators have been closely monitored and disclosed as best as possible within this Report. Greenhouse Gas (GHG) emissions are reported using the financial control approach and include Sunway Berhad and its subsidiaries.

COMPLIANCE WITH IFRS SUSTAINABILITY DISCLOSURE STANDARDS

This sustainability report has been prepared in accordance with the IFRS Sustainability Disclosure Standards as issued by the International Sustainability Standards Board (ISSB), in line with Bursa Malaysia's Main Market Listing Requirements (Main Market Listing Requirements). Disclosure topics in the Sustainability Accounting Standards Board (SASB) standards have been referred to and considered when preparing this report.

CONNECTIVITY WITH FINANCIAL STATEMENTS

The sustainability report has been prepared for the Company and should be read in conjunction with the Company's consolidated financial statements found in Sunway Berhad's Integrated Annual Report 2025 which are prepared in accordance with the Malaysian Financial Reporting Standards (MFRS), IFRS Accounting Standards and the requirements of the Companies Act 2016 in Malaysia. This report covers the financial year ended 31 December 2025, and is aligned with the reporting period of the related consolidated financial statements.

The Company defines time horizons based on when the sustainability-related risks and opportunities could reasonably be expected to occur. As of the end of the reporting period, the following time horizons were identified which align with the timelines used for strategic decision-making:

- Short term (1 to 3 years)
- Medium term (4 to 7 years)
- Long term (beyond 7 years)

The reporting entity comprises the parent company, Sunway Berhad and its subsidiaries. In preparing these sustainability-related financial disclosures, the Company has assessed its own operations and its value chain which includes, amongst others, the joint ventures and associates of the Company.

The presentation currency of the sustainability-related financial disclosures is Ringgit Malaysia (RM), which aligns to the presentation currency used in the consolidated financial statements.

REPORTING PERIOD AND CYCLE

The reporting period of the Report is from 1 January to 31 December 2025, unless stated otherwise. Our Sustainability Reports are issued on an annual basis and our last Sustainability Report was published in April 2025.

APPROVAL AND ASSURANCE

This Report has been internally reviewed by Sunway Group Internal Audit Department and externally assured by SIRIM QAS International Sdn Bhd, which has verified that the policies, initiatives and data disclosed here are accurate and acceptable. Our GHG emissions data has been externally assured by BDO PLT in accordance with the International Standard on Assurance Engagements (ISAE) 3000.

The contents of this Report have been reviewed and approved by our Board of Directors, Sustainability Committee and Audit Committee, who have ensured its contents are relevant to our business and our material issues. We have endeavoured to be transparent in the disclosures, goals and key performance indicators in this Report.

Refer to page 212 for the assurance statements.

GUIDELINES AND STANDARDS

We ensure that the content in this Report has been benchmarked against the highest reporting standards and best industry practices. This Report has been prepared in alignment with:

Global goals

- Intergovernmental Panel on Climate Change (IPCC)
- Planetary Health
- UN Sustainable Development Goals (UN-SDGs)

Reporting frameworks

Local:

- Bursa Malaysia's Main Market Listing Requirements on Sustainability Reporting
- National Sustainability Reporting Framework (NSRF)
- Malaysian Code on Corporate Governance (MCCG) of the Securities Commission Malaysia
- Sustainable and Responsible Investment (SRI) of the Securities Commission Malaysia

Global:

- Global Reporting Initiative (GRI) Standards 2021
- Sustainability Accounting Standards Board (SASB)
- International Integrated Reporting Council (IIRC)
- International Financial Reporting Standards (IFRS) Sustainability Disclosure Standards®
  - IFRS S1 General Requirements for Disclosure of Sustainability-related Financial Information
  - IFRS S2 Climate-related Disclosures
- Taskforce on Nature-related Financial Disclosures (TNFD)
- Value Reporting Foundation
- World Economic Forum International Business Council (WEF-IBC)

Next Page

Rating tools

- Carbon Disclosure Project (CDP)
- Morgan Stanley Capital International (MSCI) ESG Ratings
- Financial Times Stock Exchange (FTSE) Russell ESG Ratings
- Malaysian Rating Corporation Berhad (MARC)
- S&P Global ESG Ratings
- Sustainalytics

As part of our continuous improvement efforts, we have reviewed our IFRS S2 climate-related disclosures against the feedback received from CarbonGPT, the official AI partner for Bursa Malaysia's Centralised Sustainability Intelligence (CSI) platform, to further strengthen the quality, clarity, and robustness of our reporting.

PROGRESSIVE STATEMENTS

This Report contains progressive statements in relation to the Company's objectives, strategies, plans and future initiatives that are interconnected with Sunway's business, financial and non-financial performance. These statements include words and phrases like 'expects', 'targets', 'intends', 'anticipates', 'believes', 'estimates', 'may', 'plans', 'projects', 'should', 'would' and 'will'. These statements should not be interpreted as a guarantee of future operating or financial performance, as they may bring about potential risks or unforeseen repercussions to the Company. Issues that might cause actual results to vary materially from those in the progressive statements include global, national and regional economic and social conditions or matters that have not been reviewed or reported on by the Company's auditors.

Table of **Contents**

INTRODUCTION

1 About this Report
2 About Sunway
3 Our Presence
4 Our Core Business Segments
6 Awards & Recognitions 2025
7 2025 Highlights

LEADERSHIP

8 Chairman's Statement
10 President's Statement
12 Sustainability Strategy

STRATEGIC PRIORITIES

16 Sustainability Governance

PRIORITISING MATERIAL ISSUES

20 Value Creation Model
22 Materiality
28 Stakeholder Engagement

APPENDICES

150 Bursa Malaysia Prescribed Table
152 Key Performance Indicators
173 Restatements
174 Membership in Associations
176 Emissions Calculation Methodology
179 GRI Content Index
189 IFRS S1 & S2 Content Index
209 SASB Content Index
212 Assurance Statements
217 Abbreviations

Cover **Rationale**

The 2025 Sustainability Report cements Sunway's commitment to a just transition across the triple bottom line: people, planet, and profit. By integrating traditional Batik motifs into the cover design, we celebrate the cultural identity of our people and symbolise the interconnectedness of the communities we serve. *Advancing Equitable Growth* underscores our efforts to go beyond environmental stewardship by fostering inclusive, equitable, and prosperous communities. To us, sustainability extends beyond data and progress indicators — it is about shaping a cleaner, healthier, and more resilient world where everyone can thrive.

REFERENCE

Refers readers to more information online

Refers readers to other pages in Sunway Berhad's Reports

DISCLAIMER

The statements, data and information provided in this Report have been prepared to the best of our ability in ensuring completeness, accuracy and reliability. We shall not be liable for any errors or omissions that may remain and any loss or inconvenience incurred as a result of reliance on information provided in this Report.

This Sustainability Report is available at www.sunway.com.my/reports

FEEDBACK

We appreciate feedback, suggestions and comments from all stakeholders to enable us to fulfil our sustainability commitments and improve our reporting practices. Please send your feedback to:

Group Sustainability
Sunway Berhad,
Menara Sunway, Jalan Lagoon Timur, Bandar Sunway,
47500 Subang Jaya, Selangor Darul Ehsan, Malaysia.
Email: sustainability@sunway.com.my

About this **Report**

GRI 2-3, 2-5

Sunway Berhad's (Sunway or the Company) annual Sustainability Report (this Report) highlights our sustainability efforts and discloses the Company's environmental, social and governance (ESG) performance in 2025. It communicates the sustainability initiatives we have implemented across all our business divisions and operations to generate positive impacts for the economy, environment and people. Our sustainability journey is backed by a robust sustainability framework, strategies and initiatives aimed at achieving the Company's sustainability goals and targets. As such, this Report shares how our sustainability journey has progressed over the years to keep creating value for our shareholders and other key stakeholder groups. It includes our approach in capturing opportunities and mitigating risks, while stepping up climate action to future-proof our businesses and communities.

REPORTING SCOPE AND BOUNDARIES

Sunway is one of Southeast Asia's leading conglomerates listed on the Main Market of Bursa Malaysia Securities Berhad (Bursa Securities) and is headquartered in Selangor, Malaysia. The scope of this Report covers only Sunway's operations in Malaysia, which contribute 94% of revenue to Sunway Group. This Report includes comparative historical data wherever applicable. Established relevant targets and key performance indicators have been closely monitored and disclosed as best as possible within this Report. Greenhouse Gas (GHG) emissions are reported using the financial control approach and include Sunway Berhad and its subsidiaries.

COMPLIANCE WITH IFRS SUSTAINABILITY DISCLOSURE STANDARDS

This sustainability report has been prepared in accordance with the IFRS Sustainability Disclosure Standards as issued by the International Sustainability Standards Board (ISSB), in line with Bursa Malaysia's Main Market Listing Requirements (Main Market Listing Requirements). Disclosure topics in the Sustainability Accounting Standards Board (SASB) standards have been referred to and considered when preparing this report.

CONNECTIVITY WITH FINANCIAL STATEMENTS

The sustainability report has been prepared for the Company and should be read in conjunction with the Company's consolidated financial statements found in Sunway Berhad's Integrated Annual Report 2025 which are prepared in accordance with the Malaysian Financial Reporting Standards (MFRS), IFRS Accounting Standards and the requirements of the Companies Act 2016 in Malaysia. This report covers the financial year ended 31 December 2025, and is aligned with the reporting period of the related consolidated financial statements.

The Company defines time horizons based on when the sustainability-related risks and opportunities could reasonably be expected to occur. As of the end of the reporting period, the following time horizons were identified which align with the timelines used for strategic decision-making:

- Short term (1 to 3 years)
- Medium term (4 to 7 years)
- Long term (beyond 7 years)

The reporting entity comprises the parent company, Sunway Berhad and its subsidiaries. In preparing these sustainability-related financial disclosures, the Company has assessed its own operations and its value chain which includes, amongst others, the joint ventures and associates of the Company.

The presentation currency of the sustainability-related financial disclosures is Ringgit Malaysia (RM), which aligns to the presentation currency used in the consolidated financial statements.

REPORTING PERIOD AND CYCLE

The reporting period of the Report is from 1 January to 31 December 2025, unless stated otherwise. Our Sustainability Reports are issued on an annual basis and our last Sustainability Report was published in April 2025.

APPROVAL AND ASSURANCE

This Report has been internally reviewed by Sunway Group Internal Audit Department and externally assured by SIRIM QAS International Sdn Bhd, which has verified that the policies, initiatives and data disclosed here are accurate and acceptable. Our GHG emissions data has been externally assured by BDO PLT in accordance with the International Standard on Assurance Engagements (ISAE) 3000.

The contents of this Report have been reviewed and approved by our Board of Directors, Sustainability Committee and Audit Committee, who have ensured its contents are relevant to our business and our material issues. We have endeavoured to be transparent in the disclosures, goals and key performance indicators in this Report.

Refer to page 212 for the assurance statements.

GUIDELINES AND STANDARDS

We ensure that the content in this Report has been benchmarked against the highest reporting standards and best industry practices. This Report has been prepared in alignment with:

Global goals

- Intergovernmental Panel on Climate Change (IPCC)
- Planetary Health
- UN Sustainable Development Goals (UN-SDGs)

Reporting frameworks

Local:

- Bursa Malaysia's Main Market Listing Requirements on Sustainability Reporting
- National Sustainability Reporting Framework (NSRF)
- Malaysian Code on Corporate Governance (MCCG) of the Securities Commission Malaysia
- Sustainable and Responsible Investment (SRI) of the Securities Commission Malaysia

Global:

- Global Reporting Initiative (GRI) Standards 2021
- Sustainability Accounting Standards Board (SASB)
- International Integrated Reporting Council (IIRC)
- International Financial Reporting Standards (IFRS) Sustainability Disclosure Standards®
  - IFRS S1 General Requirements for Disclosure of Sustainability-related Financial Information
  - IFRS S2 Climate-related Disclosures
- Taskforce on Nature-related Financial Disclosures (TNFD)
- Value Reporting Foundation
- World Economic Forum International Business Council (WEF-IBC)

Rating tools

- Carbon Disclosure Project (CDP)
- Morgan Stanley Capital International (MSCI) ESG Ratings
- Financial Times Stock Exchange (FTSE) Russell ESG Ratings
- Malaysian Rating Corporation Berhad (MARC)
- S&P Global ESG Ratings
- Sustainalytics

As part of our continuous improvement efforts, we have reviewed our IFRS S2 climate-related disclosures against the feedback received from CarbonGPT, the official AI partner for Bursa Malaysia's Centralised Sustainability Intelligence (CSI) platform, to further strengthen the quality, clarity, and robustness of our reporting.

PROGRESSIVE STATEMENTS

This Report contains progressive statements in relation to the Company's objectives, strategies, plans and future initiatives that are interconnected with Sunway's business, financial and non-financial performance. These statements include words and phrases like 'expects', 'targets', 'intends', 'anticipates', 'believes', 'estimates', 'may', 'plans', 'projects', 'should', 'would' and 'will'. These statements should not be interpreted as a guarantee of future operating or financial performance, as they may bring about potential risks or unforeseen repercussions to the Company. Issues that might cause actual results to vary materially from those in the progressive statements include global, national and regional economic and social conditions or matters that have not been reviewed or reported on by the Company's auditors.

About Sunway

GRI 2-1, 2-2, 2-6, 203-1

Having celebrated five decades of growth and innovation, Sunway Berhad (Sunway or the Company) has established itself as one of Southeast Asia's leading conglomerates. Recognised as one of the top 100 companies listed on Bursa Malaysia Securities Berhad, the Company is the parent company of the Sunway Group of companies, and spearheads diverse businesses in more than 50 locations worldwide.

Market Capitalisation

RM38.0 billion
as of 31 December 2025

Total Assets under Management

RM14.4 billion
as of 31 December 2025

Workforce

14,272 people

Vision

To be Asia's model corporation in sustainable development; innovating to enrich lives for a better tomorrow

Mission

- Empowering our people to deliver enhanced value to all stakeholders
- Attracting and nurturing a talented and progressive workforce for the digital era
- Embracing sustainability in our business processes and decisions

Core Values

Integrity

We not only do the right things but do things right. We conduct ourselves in an honest, professional and ethical manner at all times.

Humility

We believe in being humble, polite and respectful. It is about displaying empathy and demonstrating daily that we care and listen. It reminds us that no matter how much we think that we know, we still have a lot to learn.

Excellence

We are committed to the pursuit of excellence and delivering high quality products and services in the sectors we are involved in.

Our Presence

GRI 2-1

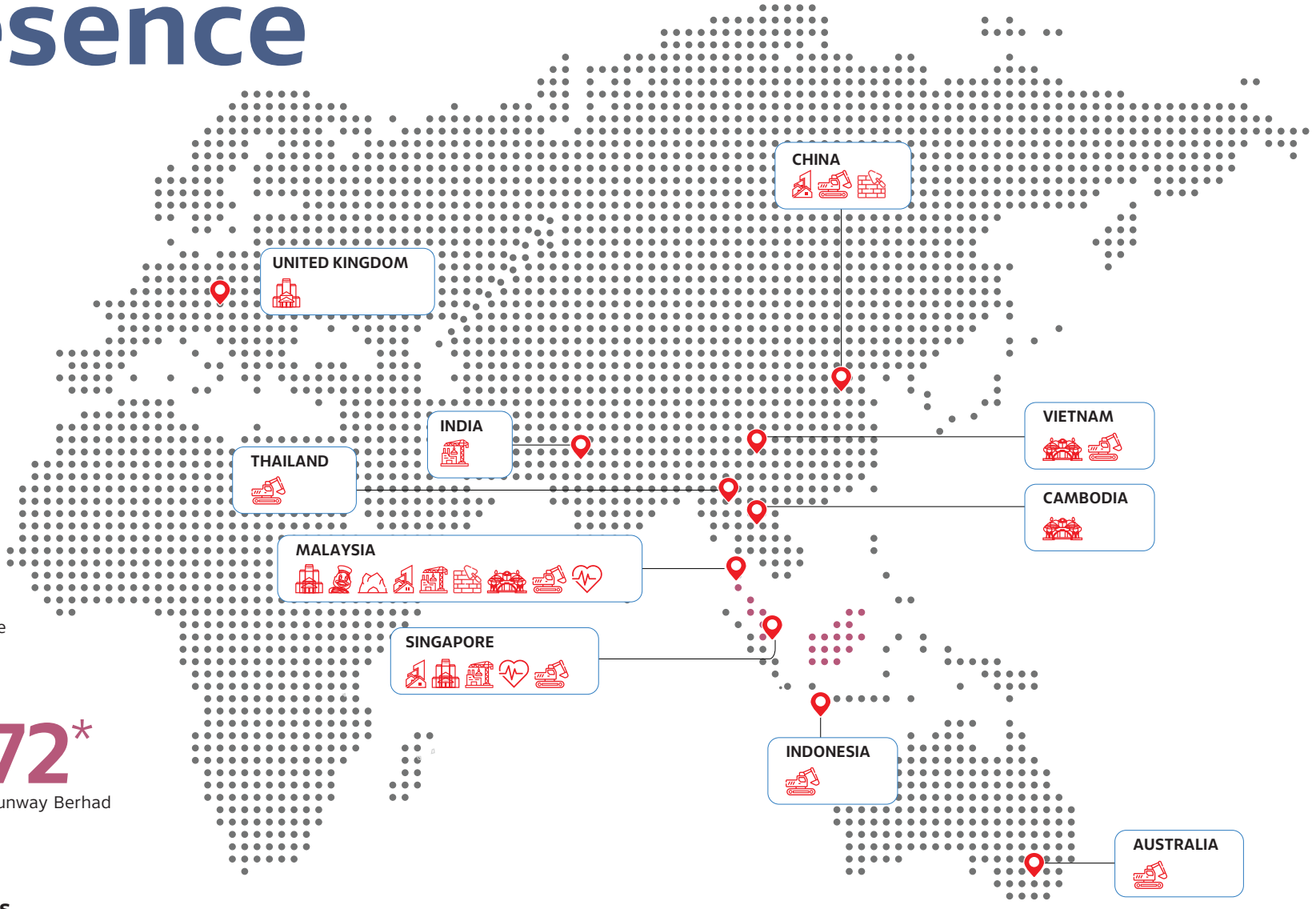

>50
Locations Worldwide

14,272*
Employees under Sunway Berhad

Core Businesses

- Property Development
- Property Investment & REIT
- Healthcare
- Construction
- Leisure
- Hospitality
- Quarry
- Building Materials
- Trading & Manufacturing

Note: * Excludes headcount from overseas operations, Sunway Construction Group Berhad and Sunway REIT.

Our **Core Business Segments**

GRI 2-2

Since its establishment, Sunway Berhad has embedded sustainable development into its operations and decision-making. Guided by the 17 UN-SDGs, the Company aligns its business strategies and activities with clearly defined environmental, social, and governance (ESG) targets. This approach supports long-term business resilience while contributing to an inclusive and sustainable future.

Headquartered in Sunway City Kuala Lumpur, Malaysia, Sunway has over the years expanded its business portfolio to span property development, healthcare, construction, property investment and real estate investment trust (REIT), leisure, hospitality, trading and manufacturing, building materials, and quarry operations.

Property Development

As a Master Community Developer, Sunway's Property Development division remains at the forefront of Malaysia's real estate landscape with a track record of successful township developments and stand-alone boutique projects in Malaysia, Singapore and China. These include award-winning, highly acclaimed residential, retail, commercial and industrial developments.

Property Investment & REIT

Sunway's Property Investment and REIT division is one of the largest property investment players in Malaysia. The division manages a growing asset portfolio of strategic retail, commercial, industrial, education properties. These properties are held either directly through equity interest in the Group's subsidiaries and Sunway REIT, an associate company in which Sunway holds a 40.9% ownership stake.

Healthcare

As one of Malaysia's leading integrated, private healthcare groups, Sunway Healthcare Group (SHG) aims to redefine clinical excellence and medical innovation via its flagship quaternary hospital, Sunway Medical Centre (SMC) in Sunway City Kuala Lumpur and its portfolio of four tertiary hospitals spans across Klang Valley, Penang and Perak.

With the aim to make healthcare seamless, personalised and convenient, SHG provides comprehensive services ranging from diagnostics and treatment options, including Traditional and Complementary Medicine (TCM), to ambulatory and complementary care facilities, as well as senior living facilities, and strives to improve patient outcomes through its integrated network.

Construction

Sunway Construction Group Berhad (SunCon) is one of Malaysia's leading, integrated construction groups, specialising in the design and construction of building, civil engineering, infrastructure, mechanical, electrical and plumbing (MEP) and advanced technology facilities (ATF).

SunCon provides an end-to-end construction model with a long-standing track record for construction excellence evident in the numerous transformative and iconic projects undertaken over four decades. These include data centres, thermal energy storage facilities, smart buildings, highways to urban rail transportation construction systems and solar power plants.

Leisure

Sunway's Leisure division owns and operates two internationally renowned theme parks. Sunway Lagoon Theme Park, located in Sunway City Kuala Lumpur, is a premier 88-acre attraction featuring over 120 attractions across seven unique attractions. Sunway Lost World of Tambun is Southeast Asia's only theme park with hot springs – surrounded by 400-million-year-old limestone hills, lush rainforest scenery and is a favoured nature-themed tranquil escape. Both parks continue to be top draw for tourists and local visitors, providing fun-filled entertainment and recreation catering to a wide range of customer segments.

Sunway maintains a robust market presence through its three listed entities: Sunway Berhad, Sunway Construction Group Berhad, and Sunway Real Estate Investment Trust. Building on this strong foundation, the Company is currently advancing the strategic expansion of its portfolio by listing its healthcare arm, marking a significant milestone in Sunway's growth trajectory and its commitment to delivering long-term value across its diversified business divisions.

For further information on Sunway's Build-Own-Operate (BOO) business model, please refer to the business model section of Sunway Berhad's 2025 Integrated Annual Report.

Hospitality

Sunway's Hospitality division, Sunway Hotels & Resorts, manages a premier portfolio of 12, three-star to five-star rated hotels and resorts located in Malaysia and Southeast Asia. This includes the division's flagship property, the five-star Sunway Resort Hotel in Sunway City Kuala Lumpur. With a cumulative 3,700 guestrooms, suites and villas, MICE (Meetings, Incentives, Conferences, and Exhibitions) facilities, the division remains dedicated to delivering an unparalleled guest experience. The division remains committed to elevating the guest experience and strengthening Sunway's role as a key driver of the domestic and international travel industry, in conjunction with Visit Malaysia Year 2026.

Trading & Manufacturing

Sunway's Trading & Manufacturing division offers a comprehensive product portfolio across eight major product groups: hoses and fittings, heavy equipment, heavy equipment parts, building materials, industrial hardware, material handling, commercial & industrial automotive and renewable energy. The division serves an international clientele base in seven countries from the agriculture, construction, logging, manufacturing, marine, mining, oil and gas, quarrying, plantation and automotive sectors. The division's in-house brands, namely SUNFLEX, SUNTREK, DCF TREK, SUNLUBE, NIETZ are preferred choices for high-quality, cost competitiveness, versatility and durability.

Quarry

Operating nine quarries and 17 asphalt plants across Malaysia, Sunway's Quarry division is one of the country's largest operators, producing essential base materials and products for the construction sector as well as the maintenance of roads and highways.

Building Materials

Comprising three core segments: Interlocking Concrete Pavers, Vitrified Clay Pipes (VCP) and Spun Piles, Sunway's Building Material division produces high-quality, Eco-label and Green Label compliant products, including the algae resistance and high solar reflectance Interlocking Concrete Pavers. Employing sustainable sourcing and manufacturing practices, the division designs and fabricates building material products that are used widely in the domestic construction sector. The division's nine manufacturing centres located nationwide are ISO certified in Quality Management System and Environment Management Systems.

Others

Sunway continues to develop new solutions and value propositions, reflecting its commitment to remain relevant with evolving market preferences and a fast-changing external operating environment. Sunway Super App, Sunway Money, Sunway SCF, Sunway iLabs, Sunway Multicare Pharmacy, and Credit Bureau Malaysia are strategically developed businesses aligned with the needs of a changing world. Serving as an enabler of new business is Sunway's Digital & Strategic Investment, which is at the heart of leveraging digital technologies such as artificial intelligence, automation, robotics and big data to deliver answers that resolve present and future challenges.

Awards & Recognitions 2025

Asia ESG Positive Impact Awards 2025
- Talent Management — Gold
- Supply Chain Management — Bronze

The Star ESG Positive Impact Awards 2024
- Talent Management — Gold
- Supply Chain Management — Gold
- Water Management & Efficiency — Silver

Life at Work Awards
- Best Organisation — Winner
- Talent Sustainability — Winner

National Annual Corporate Report (NACRA) Awards 2025
- Excellence Awards — Silver
- Best Sustainability Reporting — Silver

ACHSI Quality Improvement (QI) Awards 2025
- Sustainable Healthcare and Service Delivery

StarProperty Real Estate Developer Awards 2025
- Visionary Leader of the Decade
- Best Comprehensive Township

FIABCI Malaysian Chapter 1975-2025
- Top 5 Winners of Malaysia Property Award™
- Top 5 Winners of World Prix d'Excellence (1995–2025)

The Edge Malaysia Property Excellence Awards 2025
- Master Plan Excellence

PPK Malaysia Awards 2024-2025
Top Sustainability Practices Awards
- Category A: Sunway Citrine Hub — Silver
- Category B: Sunway Carnival Mall — Platinum
- Category B: Sunway Velocity Mall — Gold
- Category C: Sunway Pyramid Mall — Gold

Tourism Industry Awards 2025
- Best Sustainable Tourism for Nature

The Edge Billion Ringgit Club Awards 2025
- Highest Returns to Shareholders Over Three Years

Australasian Reporting Awards (ARA) 2025
- Sustainability Reporting Award — Gold

Great Place to Work® Certification
- Sunway Berhad

Low Carbon Cities Awards 2025
- Sunway City Iskandar Puteri — 5-Diamond
- Sunway City Kuala Lumpur — 2-Diamond

National Corporate Governance & Sustainability Awards (NACGSA) 2025
- Overall Excellence Awards
- Industry Excellence Awards

Luxury Lifestyle Awards: International Sustainability Award 2025
- The Banjaran Hotsprings Retreat — Winner

GreenRE Sustainable Development Awards 2024/2025
- Best Non-Residential Development
- Sunway Velocity TWO — Winner

2025 **Highlights**

Silver
for Best Sustainability Reporting category in the National Annual Corporate Report Awards (NACRA) 2025

NACRA National Annual Corporate Report Awards 2025

2-Diamond
rating for Sunway City Kuala Lumpur at the Malaysian Low Carbon City Awards 2025

Diverted
52% of waste
from landfills

Zero
fatality rate

Improved FTSE4Good rating from **3.8 to 4.0** out of 5.0 (Top 9% of ICB Supersector)

Gold
for Sustainability Reporting Award category in the Australasian Reporting Awards (ARA)

ARA AUSTRALASIAN REPORTING AWARDS

Highest Returns to Shareholders Over Three Years
for Industrial Products & Services category at The Edge Billion Ringgit Club Awards 2025

Improved CDP Water Security rating from
C to B

The Star ESG Positive Impact Awards 2024

Talent Management	Gold
Supply Chain Management	Gold
Water Management & Efficiency	Silver

Overall Excellence Awards & Industry Excellence Awards
at the National Corporate Governance & Sustainability Awards (NACGSA) 2025

22 GWh
of renewable energy generated across our solar panel installations

>84,000
beneficiaries impacted through various community projects

Achieved MSCI ESG rating of
AAA

DEAR VALUED STAKEHOLDERS,

We are living in an era of profound uncertainty, where the international rules-based order that has underpinned global stability for decades is increasingly under strain. Conflicts in the Middle East, rising trade tensions and widening economic inequality reflect a shifting and more complex global landscape.

Above all, there is the climate crisis. The year 2025 ranked among the warmest on record, with the past decade marking the hottest period ever observed. Malaysia and the wider ASEAN region are not immune to it. Severe flooding, extreme heat and rising sea levels are already disrupting lives, livelihoods and communities.

Having celebrated our 50th anniversary in 2024, it is under these circumstances that we marked the first full year of Sunway's next chapter, our journey into the next 50 years and beyond.

Given what is happening in the world, I strongly believe that advancing the sustainability agenda is no longer an option, but an urgent imperative of every business entity.

Across ASEAN, governments are strengthening climate policies, expanding renewable energy targets and raising the bar on sustainable practices. The transition to a low-carbon economy is accelerating and investors are placing greater weight on how companies respond to climate change.

At Sunway, what has sustained us over the past five decades is a corporate philosophy that defines a purpose beyond profit, our commitment to the sustainability agenda, and our core values of integrity, humility and excellence.

COMMITMENT TO THE SUSTAINABILITY AGENDA

I am proud to share that Sunway has continued to demonstrate that sustainability and profitability can go hand in hand, and that we can all do well by doing good.

As a purpose-driven corporation committed to making a positive and lasting difference in society, this is the conviction behind our "Three-P" bottom line of People, Planet and Prosperity, along with our commitment to the 17 United Nations Sustainable Development Goals (UN-SDGs).

The UN-SDGs are central to navigating a world undergoing rapid and profound change. Since 2015, we have fully integrated the goals into our decision-making and business practices.

In line with this commitment, more than USD25 million has been committed towards the United Nations Sustainable Development Solutions Network (UN-SDSN) to advance the sustainability agenda globally.

The Asia Headquarters of the UN-SDSN, based at Sunway University, is one of only three such global centres in the world working on continent-wide sustainability solutions. The other two centres are in New York City, which oversees the Americas, and in Paris, with responsibilities for Europe and Africa.

I care deeply about this planet as well as the well-being of our future generations, and I am privileged to serve as chairman of the Asia headquarters of UN-SDSN, working with our international counterparts to advance our shared mission of building a more inclusive, equitable and sustainable future for all.

DIVERSITY, INCLUSION AND OUR PEOPLE

As a conglomerate operating in a wide range of business sectors, we have continued to strengthen our workplace culture in 2025, with emphasis on meritocracy, pragmatism and an inclusive culture that allows for a diversity of perspectives.

Sunway is, and will always be, race-blind and passport-blind, and neither do we discriminate against gender and religion.

Our efforts in building such a culture were recently recognised when Sunway earned the prestigious Great Place to Work® Certification™, the global benchmark behind workplace rankings published by US-based Fortune magazine.

This places us among a select group of corporations worldwide committed to workplace excellence.

In addition, Sunway has once again been named by Deloitte among Malaysia's Best Managed Companies for the fifth consecutive year, earning us the coveted Gold Status.

OUR VALUES, PURPOSE AND TRACK RECORD

Over the years, I have often spoken about Sunway's journey in getting to where we are today. It is a journey shaped by perseverance, resilience and long-term thinking, as well as our core values of integrity, humility and excellence.

These core values have served us well over the years, particularly in the times when we faced major challenges.

Upholding them now will be more crucial than ever given that trust is becoming even more important to the bottom line of any business.

One of the key reasons we earned the trust of our stakeholders is that we have never failed to deliver on our promises and commitments over the years.

What we promise, we always deliver, even if it means we lose money. This track record is key to the rise of the Sunway brand to its current status.

I firmly believe that an organisation can continue to thrive only if it is rooted in its core values and fully committed to upholding them.

This is vital not just because of the challenges we face now, but the unpredictable future being shaped by Artificial Intelligence, which is set to transform every aspect of our lives and society in this Digital Age.

Our human traits and ethical values are exactly the qualities that will allow us to evolve, adapt and unlock the full potential of AI.

LOOKING AHEAD TO THE NEXT 50 AND BEYOND

Looking ahead to the next 50 years and beyond, I am convinced that our commitment to the sustainability agenda and our core values will greatly contribute to Sunway's long-term growth and expansion.

We will also continue to be a purpose-driven and aspirational corporation making a positive and lasting difference in society.

These qualities and attributes have and will continue to set us apart from our peers and competitors.

I am confident that the best years of Sunway lie ahead of us, and it is my hope that Sunway's journey will continue to inspire others and demonstrate that we can all do well by doing good.

We are all in this together.

President's Statement

GRI 2-22

DEAR VALUED STAKEHOLDERS,

In 2025, Sunway delivered strong operational and financial performance despite a challenging global landscape shaped by geopolitical tensions, regulatory shifts and evolving sustainability expectations.
Our diverse portfolio of 13 core business divisions continues to be a key strength, enabling us to manage sector-specific volatility while capturing growth opportunities across property, healthcare, construction, retail and other segments.

A notable milestone this year was the signing of a Memorandum of Understanding (MoU) with Mass Rapid Transit Corporation (MRT Corp) for our RM4 billion integrated development in Johor Bahru, located next to the Bukit Chagar Rapid Transit System (RTS) Station. Construction has since commenced and is progressing well.

Together with our Sunway City Iskandar Puteri township, this strengthens our presence at both the Johor-Singapore Causeway and the Malaysia-Singapore Second Link, reinforcing our position as a key gateway between Malaysia and Singapore.

Throughout 2025, we also advanced major developments including the groundbreaking of Sunway Seremban Sentral in Negeri Sembilan and the opening of Sunway Square in Sunway City Kuala Lumpur, further strengthening our portfolio of integrated developments.

DATUK MOHD ANUAR BIN TAIB
President, Sunway Berhad
Chairman of Board Sustainability Committee
Chairman of Management Sustainability Committee
Chairman of Group OHSE Council

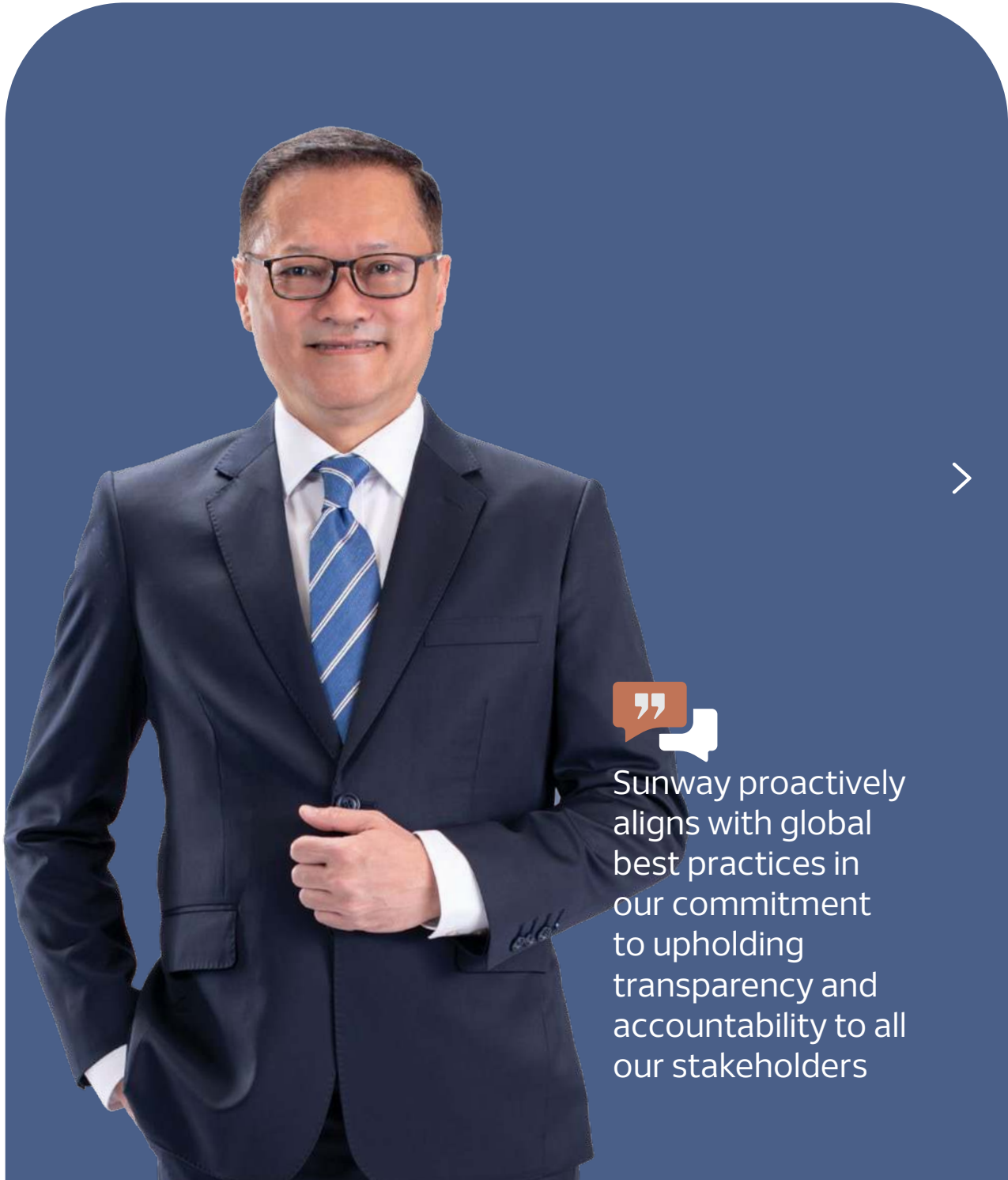

Sunway proactively aligns with global best practices in our commitment to upholding transparency and accountability to all our stakeholders

STRENGTHENING CLIMATE LEADERSHIP

Building on policies established previously, we further embedded environmental accountability across our business divisions.

In 2025, we enhanced our Biodiversity Policy to align with the Taskforce on Nature-related Financial Disclosures (TNFD) requirements. Our Internal Carbon Pricing framework remains a central lever, aligning divisional environmental performance with financial discipline and strengthening readiness for Malaysia's forthcoming carbon tax and global regulatory developments.

Across our portfolio, we intensified efforts to reduce carbon intensity through energy efficiency improvements, optimisation of building systems, and the steady expansion of on-site renewable energy generation.

We continued to prioritise waste diversion and responsible resource use, with performance monitored against clearly defined targets.

These initiatives are complemented by structured oversight through the Management Sustainability Committee and the Board Sustainability Committee, ensuring emissions performance and corrective actions are reviewed at the highest levels of governance.

Beyond our operations, we deepened engagement with suppliers and partners to promote more sustainable practices across our value chain.

In July 2025, the Sunway Institute for Global Strategy and Competitiveness, in collaboration with Global Reporting Initiative (GRI) and the Sunway Centre for Planetary Health, convened a multi-stakeholder focus group discussion at Sunway University to better understand the Environmental, Social and Governance (ESG) landscape facing small and medium enterprises (SMEs) within Malaysian supply chains, while raising awareness among our suppliers on the importance of ESG disclosures.

The discussion identified key gaps and opportunities, informing targeted capacity-building programmes for SMEs and strengthening collaboration to advance sustainable business practices.

KEEPING OUR WORKFORCE SAFE

Our people remain the foundation of our long-term success.
In 2025, we introduced a new format for our mandatory online Occupational Health, Safety and Environment (OHSE) induction course, covering key topics including the responsibilities of employers and employees, hazard and risk identification and incident reporting.

Additionally, our internal ISO 45001:2018 audit programme improved 4.76% from the previous year, achieving a rating of 4.84 out of 5. A total of 12 sites were certified to ISO 45001:2018 certification, and six sites achieved certification for ISO 14001:2015. Throughout the year, we continued to advance diversity, equity and inclusion by strengthening leadership capability and expanding equitable access to development opportunities.

Through the Enhanced Personal & People Leadership Development Journey, we embedded performance coaching practices among our People Leaders, managers who directly lead and develop teams. This is aligned with our Sunway Leadership Competencies matrix, a framework that defines the core behaviours and skills expected of our leaders at every level.

With disciplined utilisation of Human Resources Development Corporation (HRDC) funds and 44 learning hours per employee year-to-date, we reinforced our commitment to accessible, responsible and inclusive workforce development across roles and sites.

SERVING OUR COMMUNITIES

In line with Sunway's commitment to do well by doing good, we gifted more than RM7.3 million through various corporate social responsibility (CSR) initiatives, of which RM6.2 million was contributed to not-for-profit organisations, positively impacting 84,121 beneficiaries nationwide. Employee volunteerism continued to strengthen, with almost 900 of our #SunwayHeroes contributing more than 3,900 hours to activities across our #SunwayforGood pillars, which include community enrichment, education, and healthcare.

This year, we enabled over 5,000 individuals to access health screenings and preventive education, conducted 827 ECG screenings recognised by the Malaysia Book of Records as Malaysia's largest ECG screening event, and collected 583 blood bags, potentially supporting more than 1,700 patients.

On the education front, we refurbished 10 libraries in schools and care centres across Peninsular Malaysia through our Sunway READ (Reading Enhances Aspiration and Drive) programme, providing much-needed access to reading materials for over 4,600 children from underprivileged communities. Reinforcing our belief in equal access to education, we also continued to provide Back-to-School support for students from low-income families, disbursing sponsorships to 535 students to help ease the practical barriers to schooling.

Crisis relief remained central to Sunway's community responsibility. This year, Sunway collaborated closely with the Malaysian Red Crescent Society to support affected families and frontline relief workers, gifting 1,440 hygiene kits to flood-afflicted families across the country. Beyond this, we extended our support to underprivileged communities through the Sunway Food Bank, strengthening food security efforts by delivering grocery boxes to vulnerable households nationwide, helping ease the cost of daily essentials, enabling families to allocate more of their resources towards other critical needs.

STRENGTHENING GOVERNANCE AND ACCOUNTABILITY

We enhanced our disclosures in line with Malaysia's National Sustainability Reporting Framework (NSRF) and International Financial Reporting Standards (IFRS) Sustainability Disclosure Standards, ensuring greater clarity, comparability and alignment with global best practices. This reporting cycle, we started alignment with IFRS S1 standards, beginning with our top three material topics, namely Energy Management, Labour Practices and Standards, and Data Privacy and Cybersecurity.

Across the Group, ESG considerations are increasingly embedded into business operations, performance scorecards and remuneration-linked KPIs.

Sustainability data, climate risks and operational metrics are integrated into strategic planning and capital allocation discussions, ensuring that environmental and social considerations inform business decisions alongside financial performance.

By maintaining rigorous oversight and continuous improvement, we aim to uphold stakeholder trust and position the Group at the forefront of governance excellence in Malaysia's evolving sustainability landscape.

As expectations continue to rise and the transition to a low-carbon economy accelerates, we remain focused on strengthening our governance, advancing climate action, and delivering long-term value for our stakeholders.

Together, these priorities will enable us to advance equitable growth, ensuring that progress is inclusive, future-ready, and aligned with the long-term needs of society.

Sustainability Strategy

GRI 2-22

In line with our commitment to the UN-SDGs and Malaysia's Shared Prosperity Vision 2030 (SPV2030), we continue to strengthen our sustainability strategy to guide meaningful progress in our journey. This strategy outlines how we operate responsibly in both environmental and social dimensions while sustaining long-term economic growth. Beyond embedding ESG considerations into daily operations, it enables us to align profitability with responsible business practices, respond to stakeholder expectations, and contribute to a more sustainable and equitable future.

Our sustainability strategy is complemented by a robust materiality assessment, which is regularly reviewed against evolving global and local trends to ensure relevance and responsiveness to emerging challenges. Through this process, we have identified the sustainability issues most significant to our business and stakeholders, recognising their impact on our ability to create value over the short, medium, and long term. These issues are addressed through our five 2030 Sustainability Goals and Targets, which guide our efforts to meet stakeholder expectations, minimise our environmental footprint, empower our people, and uphold strong governance. Each year, we evaluate our performance against these targets to measure progress and accountability.

In 2025, we continued to strengthen our efforts towards achieving our 2030 Sustainability Goals and Targets, as well as our commitment to Net Zero Carbon Emissions by 2050. Building on the foundations laid in previous years, we deepened our focus on enhancing the quality, consistency and effectiveness of the sustainability practices already embedded across our businesses. During the year, we advanced from establishing frameworks to refining and optimising the solutions that drive meaningful decarbonisation across our portfolios and cities. In parallel, we actively explored new solutions, partnerships and collaborations to accelerate progress, particularly in areas where innovation and cross-sector engagement can deliver greater impact. We also strengthened data quality and improved governance processes across our townships, developments and operations. By scaling proven approaches and pursuing new opportunities, we are better positioned to accelerate our progress along the Net Zero by 2050 Roadmap.

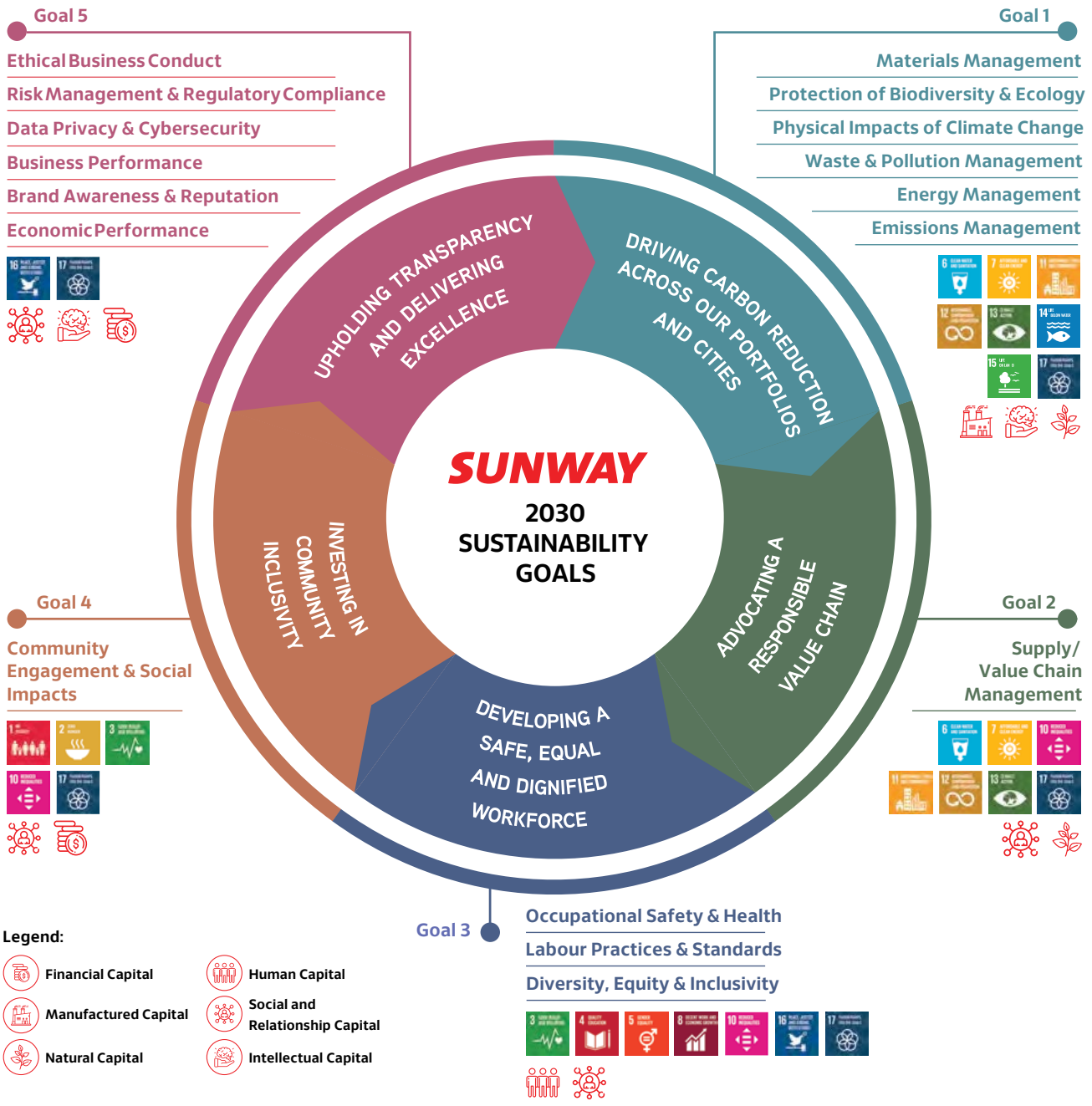

Our Sustainability Scorecard helps us track our performance against our goals and targets which are to be achieved by 2030. In 2021, we started to integrate sustainability components into the Senior Management's performance evaluations, which are linked to remuneration. We continued to link the remuneration for senior executives to ESG performance in 2025, such as improving energy efficiency, increasing renewable energy generation, reducing waste to landfill, managing occupational health and safety performance, and maintaining good ESG ratings.

Goal 1: Driving Carbon Reduction Across Our Portfolios and Cities

SDGs:

2030 Targets	2025 Performance	Progress	Description
Building Energy Intensity (BEI)/Energy Use Intensity (EUI) should stay below the annual targets set for the respective business divisions starting from 2022. (The BEI/EUI targets undergo a reduction of 3.5% to 4% on a y-o-y basis to align with the IPCC target of 45% reduction in carbon emissions by 2030.)	Energy intensity targets and performance (page 52)	○ ● ○	All of the business divisions were able to meet their respective energy intensity targets for 2025, except for the Leisure division.
At least 40% of electricity from renewable energy sources. (5% locally generated, 35% purchased from green sources/ solar farms)	21,828 MWh (5%) of renewable energy was consumed	○ ● ○	The solar energy was generated on-site through photovoltaic (PV) panels installed at our properties, supplemented by renewable energy attributes obtained through RECs.
40% waste diverted from landfills	52% of waste diverted from landfills	○ ○ ●	28,725 tonnes of waste diverted in 2025.
10% reduction in overall water intensity target for managed assets (Baseline year: 2015)	The overall water intensity of managed assets decreased by 35% from 2015.	○ ○ ●	We will continue to strive to increase our reliance on recycled water sources.
Up to 50% reduction in the Company's reliance on municipal water supply through investment in alternative supplies and sources	5% of water supply from non-municipal sources	● ○ ○	In 2025, the total water consumption was 6,133,686 m^3, where 5% (281,705 m^3) of the consumption was sourced from non-municipal water supply.
At least five days of uninterrupted water supply from the onset of a water disruption event via a combination of onsite reserves and/or secured offsite supplies for all properties located within KL/Selangor	Four out of 26 of properties that are not located within Sunway City Kuala Lumpur can sustain themselves for at least five days from the onset of a water disruption event.	● ○ ○	We have a total of 46 properties located within KL/ Selangor, where 20 of the properties are located in Sunway City Kuala Lumpur and are able to sustain themselves during a water disruption event. This is because the properties are piped to the water treatment plant in the city. Hence, we are strengthening the water security of the remaining 26 properties.
All industrial property sites to be ISO 14001:2015 (Environmental Management Systems)-certified	Six out of seven Building Materials sites are ISO 14001:2015 – certified and maintained their certification	○ ● ○	The other industrial sites are progressing towards obtaining the certification.
All ongoing construction sites are ISO 14001:2015 (Environmental Management Systems)-compliant	28 ongoing construction sites are ISO 14001:2015 - compliant	○ ○ ●	We continuously monitor the environmental performance of our ongoing construction sites.

Legend: Progress Tracking ● ○ ○ On track and progressing steadily ○ ● ○ Progressing well ○ ○ ● Progress exceeds expectations

Sustainability Strategy

Goal 2: Advocating A Responsible Value Chain

SDGs:

2030 Targets	2025 Performance	Progress	Description
Review and initiate disclosures of Scope 3 emissions where relevant and applicable	Eight out of 15 Scope 3 emissions categories have been disclosed (page 51)	○ ● ○	We are reviewing the relevance of the remaining Scope 3 emissions categories and strive to expand the emissions coverage.
All suppliers to make disclosures in accordance with ESG standards and framework where relevant and applicable	In progress	○ ● ○	We have enhanced our Supplier Risk Assessment form to incorporate the Simplified ESG Disclosure Guide (SEDG) by Capital Markets Malaysia.

Goal 3: Developing A Safe, Equal and Dignified Workforce

SDGs:

2030 Targets	2025 Performance	Progress	Description
To be within the first quadrant of the DOSH national fatality rate (1.46 fatalities for every 100,000 workers)	Maintained a zero fatality rate	○ ○ ●	We will ensure the continuity of best OHSE practice across all sites to avoid any fatalities at sites.
Reduce the occupational accident rate to 0.95 for every 1,000 workers, which is within quadrant 1 of the DOSH national accident rate	The occupational accident rate stands at 1.2, slightly higher compared to the 2030 target, largely attributed to increased awareness and improved incident reporting across Business Units. Continuous efforts will be undertaken to progressively lower the rate.	○ ● ○	We will ensure the continuity of best OHSE practice across all sites to avoid any accidents at sites.
All business divisions (where relevant and applicable) to be ISO 45001:2018-certified and achieve OHS culture - Level 4 and above	• 12 out of 18 identified sites (67%) are certified to ISO 45001:2018 OHSMS • 100% (33) of the sites achieved 'Achieved' in compliance • 91% (30) of the sites achieved 'Achieved' in best practice	○ ● ○	We have met the target in achieving the interim targets set for 2025.
36 learning and development (L&D) hours per employee (EG1 and above)	44 learning hours per employee	○ ○ ●	The average learning hours per employee increased compared to 2024.

Goal 4: Investing in Community Inclusivity

SDGs:

2030 Targets	2025 Performance	Progress	Description
To reach out and support over two million beneficiaries from 2015 to 2030	More than 84,000 beneficiaries in 2025.	○ ○ ●	> 1.4 million beneficiaries impacted from 2015 to 2025

Goal 5: Upholding Transparency and Delivering Excellence

SDGs:

2030 Targets	2025 Performance	Progress	Description
To maintain our position in the top 10% of the Industry Classification Benchmark (Real Estate) Supersector assessed by FTSE Russell	Achieved top 9% of the Industry Classification Benchmark (Real Estate) Supersector assessed by FTSE Russell	○ ○ ●	We have improved our position from top 10% to top 9% and improved our FTSE rating from 3.8 to 4.0 out of 5.0 from 2024 to 2025.
To achieve and/or maintain low/negligible Sustainalytics ESG Risk Rating	Achieved Low ESG Risk Rating by Sustainalytics	○ ● ○	We will continuously enhance our ESG disclosures and ensure transparent communication of our initiatives.

Sustainability **Governance**

Governance

At Sunway, we are committed to upholding the highest standards of corporate and sustainability governance. Our governance framework is built on the principles of integrity, transparency, and accountability, ensuring that ethical practices are deeply embedded across all levels of decision-making. Guided by a committee comprising diverse expertise, we integrate sustainability considerations into corporate strategy and operations, reinforcing responsible leadership and long-term value creation.

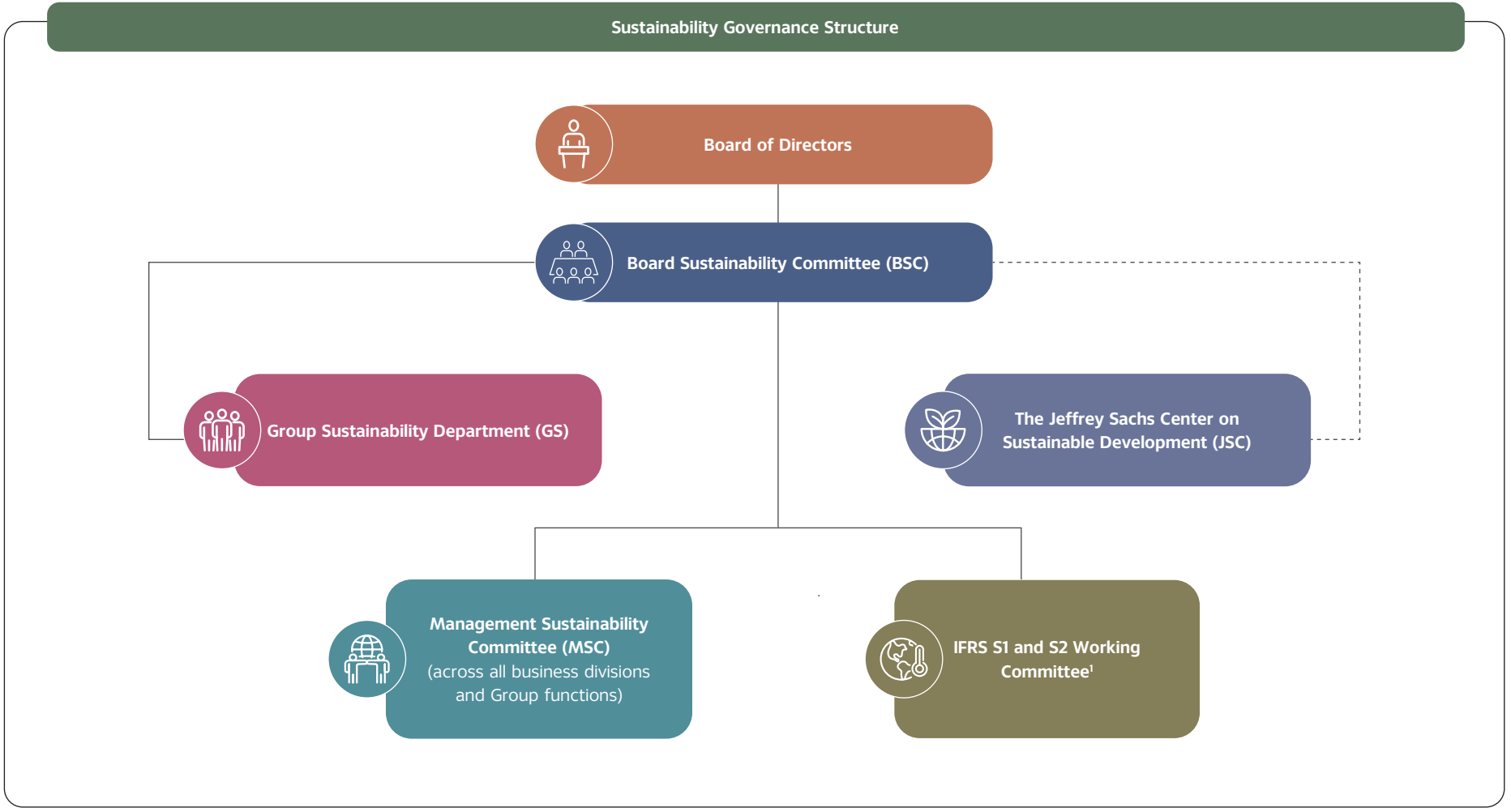

Note:
1. The formation of the Committee was approved on 1st April 2026.

ROLES AND RESPONSIBILITIES

Board of Directors

The Board guides the Company and its subsidiaries, steering them towards the attainment of the Company's goals and objectives. The Board is also accountable for developing and reviewing the strategy, providing directions, core values and corporate governance, while providing oversight of the Company's management. These actions are essential to ensure that the business operates with integrity and adheres to all the relevant rules and regulations.

IFRS S1 and S2 Working Committee

The IFRS S1 and S2 Working Committee, which was formally approved in April 2026, is responsible for the systematic evaluation of sustainability-related risks and opportunities, in close collaboration with the GS team. The Committee is co-chaired by the Chief Financial Officer and the Head of Sustainability, and comprises representatives from the Sustainability, Risk Management and Strategy functions. The Board-level Risk Management Committee is also kept informed of developments by this Committee.

Board Sustainability Committee (BSC)

The BSC is responsible for reviewing, supervising, and making recommendations to the Board on the Company's sustainability strategy, key issues, ESG targets, performance, and progress. The BSC meets at least twice a year to discuss, deliberate, and evaluate Sunway's advancement toward its sustainability goals. Its roles and responsibilities are outlined in the Committee's Terms of Reference.

Group Sustainability Department (GS)

Established in 2017, the GS Department drives the integration of sustainability principles across daily operations. Reporting to the Executive Director of the Chairman's Office, the GS ensures that the Company and Board fulfil regulatory obligations for ESG disclosures through the annual Sustainability Report. The team coordinates the collection, analysis, and interpretation of ESG data, formulates policy recommendations, and proposes Group-wide action plans. It also keeps the BSC and MSC informed of key ESG developments, including climate-related risks, opportunities, and regulatory changes, while supporting all business divisions in achieving their sustainability Key Performance Indicators (KPIs).

The Jeffrey Sachs Center on Sustainable Development (JSC)

The Jeffrey Sachs Center on Sustainable Development (JSC) at Sunway University serves as an advisory panel to the BSC, offering research-driven insights and academic consultation to support informed decision-making. The JSC provides guidance to help the Company mitigate sustainability- and nature-related risks, identify emerging opportunities, and strengthen the integration of sustainability across all operations.

Management Sustainability Committee (MSC)

Comprising Business Division Heads, the MSC is responsible for ensuring that the Company's sustainability strategy, including biodiversity management, and directions set by the BSC are communicated and implemented across all employees and business divisions. The MSC also serves as a platform to gather feedback and address sustainability- and nature-related matters.

Sustainability Governance

BOARD SUSTAINABILITY COMMITTEE

At Sunway, the BSC holds ultimate responsibility for overseeing sustainability-related, nature-related and climate-related risks and opportunities, including setting Sunway's ESG targets and monitoring the Company's progress scorecard. The BSC obtains updates on the Company's sustainability- and nature-related matters from the GS, as well as updates from the Sunway Integrated Properties (SIP) team on Environmental Impact Assessments (EIA), when available. The BSC comprises four Directors from Sunway's Board of Directors, led by Chairperson, Datuk Mohd Anuar bin Taib. In 2025, the BSC convened a total of 2 meetings, deliberating material matters to be included for IFRS S1 disclosures, updates to the GHG reporting boundary, and reviews for Sunway's ESG KPI performance. To ensure the Board keeps abreast with the relevant sustainability knowledge and skillset, the Company regularly conducts training needs analyses and provides the Board with various training programmes covering Net Zero transition, carbon markets & instruments, sustainability reporting, governance, and artificial intelligence (AI). Plans are in place to enhance the BSC's understanding of nature-related issues through collaborative awareness talks with the Jeffrey Sachs Center on Sustainable Development (JSC).

In 2025, the Board members attended trainings related to ESG as follows:

- Climate change and Impact to Our Net Zero Journey
- ESG Matters – Carbon Trading: Navigating Opportunities in Malaysia's Low Carbon Future
- 2025 ACCA Sustainability Conference:
  - Prospects for the Global Green Transition
  - Accounting for carbon related instrument
  - Implementing Sustainability Reporting
- International Sustainability Standards Board (ISSB) Preparer Readiness
- Beyond Compliance: Leading with AI and Sustainability
- ASEAN Workshop on Sustainable Development 2025
- Shaping the Future of ASEAN Business in Sustainability
- Green Technologies – Decarbonising Development in East Asia and Pacific
- Carbon Markets & Transition Credits

For the list of training provided to the Board, please refer to the 2025 Sunway Corporate Governance Report.

Acting as an advisor to the BSC, the JSC provides recommendations on sustainability-related strategy, risk and impact management, as well as metrics and targets.

In 2025, the Company commenced its assessment in alignment with the Taskforce on Nature-related Financial Disclosures (TNFD) framework, with the JSC supporting the process through guidance on nature-related risk identification, strategic considerations and disclosure development.

In support of the Company's broader climate-related risk management efforts, the JSC conducted a Value at Risk (VaR) scenario analysis in 2024 for physical and transition risks, alongside the evaluation of mitigation strategies and climate resilience planning. The analysis covered 70 out of the Company's total portfolio of 106 properties, including detailed assessments of operational facilities and assets across nine states in Malaysia.

Evolving climate risks are continuously tracked through property inspections, maintenance records and climate trend analyses. These insights feed into board-level risk reviews, shaping strategic planning and investment decisions. Climate-related risks are integrated into Sunway's enterprise risk register and assessed alongside operational, financial and strategic risks. This integrated approach ensures that climate resilience informs decisions on capital allocation, insurance coverage and asset acquisition or redevelopment.

Datuk Mohd Anuar bin Taib
Designation: Deputy President (January 2025),
President (January 2026)

Date of appointment: 10 April 2025 **Meeting attendance:** 1/1*

Qualifications:

- Master of Business Administration in International Management from RMIT University, Melbourne, Australia
- Bachelor of Science in Engineering (Mechanical) from Case Western Reserve University, Cleveland, Ohio

Datuk Tong Poh Keow
Designation: Independent Non-Executive Director

Date of appointment: 27 November 2020 **Meeting attendance:** 2/2

Qualifications:

- Chartered Accountant of Malaysian Institute of Accountants (MIA)
- Chartered Accountant of Association of Chartered Certified Accountants, United Kingdom ("UK") (ACCA)
- Chartered Secretaries and Administrators, UK (ICSA)
- Diploma in Commerce from Kolej Tunku Abdul Rahman

** reflects the number of meetings held during the time the Director holds office.*

Name: Datin Paduka Sarena Cheah Yean Tih
Designation: Executive Deputy Chairman

Date of appointment: 27 November 2020 **Meeting attendance:** 2/2

Qualifications:

- Fellow of the Australian Society of Certified Practising Accountants (ASCPA)
- Master in Business Administration from Melbourne Business School
- Bachelor of Commerce (Accounting and Finance) from the University of Western Australia
- Capital Markets Services Representative's Licence (CMSRL) holder

Name: Dr. Philip Yeo Liat Kok
Designation: Senior Independent Non-Executive Director

Date of appointment: 27 November 2020 **Meeting attendance:** 2/2

Qualifications:

- Master in Business Administration from Harvard University
- Master of Science (Systems Engineering) from University of Singapore
- Honorary Doctor of Engineering from University of Toronto, Canada
- Bachelor of Applied Science (Industrial Engineering) from University of Toronto, Canada

Prioritising **Material Issues**

Value Creation Model

GRI 2-22

As a diversified conglomerate, our businesses rely on finite resources to innovate, produce, and deliver value while maintaining healthy returns on capital. While profitability is vital, we place equal emphasis on long-term value creation as the cornerstone of sustainable growth.

Our approach to value creation is reflected in the behaviours and practices that drive excellence across the organisation. The value we create is shaped by our stakeholders, including communities, customers, investors, suppliers, and employees, whose expectations guide our decisions and actions. By taking a long-term view, we balance outcomes and returns to deliver shared benefits for all.

Through clearly defining the value we seek to create and understanding the trade-offs involved, we address inefficiencies, enhance productivity, and optimise resources. This approach strengthens competitiveness and supports sustained value generation across the Company.

STRATEGIES

Exploring mergers and acquisitions opportunities and overseas expansion

Advancing sustainability

Talent management and development

Optimising innovation and technologies to accelerate growth

Maximising value and synergy from the Sunway brand and increased harnessing of business and operational synergy

Increased focus on sustainability and smart cities

Improving cost management and enhancing operational efficiency

Inputs

Financial Capital
- Shareholders' funds: RM15.0 billion
- Cash and cash equivalents: RM4.3 billion
- Total assets: RM31.5 billion

Manufactured Capital
- 3 integrated townships
- Remaining landbank: 2,208 acres
- 13 business sectors

Natural Capital
- Energy consumption from renewable sources: 22 GWh
- Volume of water recycled and treated at our water treatment plant: >113,000 m^3

Human Capital
- Total employees: 14,272 employees
- Total new hires: 3,689 employees
- Average learning hours per employee: 44 hours

Social and Relationship Capital
- Regular engagement with our stakeholders
- Commitment to working with ethical suppliers
- >RM7.3 million in community investment

Intellectual Capital
- Group data consolidation using predictive analytics to identify customer needs
- Strong commitment to cybersecurity and data protection

1 BUILD, OWN, OPERATE

Recurring Income
- Yield optimisation through creation of space and asset enhancement initiatives
- Management of assets to drive operational yield for hospitality, leisure, retail, commercial, healthcare and industrial components, with potential for future REIT injection
- Create a self-sustained township

2 BUILD FOR OTHERS

Project Management and Construction Income
- Generate income from integrated design and construction services contracts, i.e. roads, bridges and rails for external customers
- Providing construction support for the Property Development division and undertaking design-and-build of Group's investment properties

For more information on the capitals, please refer to Sunway Berhad's Integrated Annual Report 2025.

VISION

To be Asia's model corporation in sustainable development; innovating to enrich lives for a better tomorrow

MISSION

- Empowering our people to deliver enhanced value to all stakeholders
- Embracing sustainability in our business processes and decisions
- Attracting and nurturing a talented and progressive workforce for the digital era

VALUES

- Integrity
- Humility
- Excellence

OUR BUSINESS STRENGTHS

- Strong leadership
- Proven expertise and track record
- Good marketplace practices and corporate governance
- Diversified & integrated business group
- International presence
- Strong recurring income
- Strong asset and financial base
- Highly experienced professional talent
- Sustainability at the core

3 BUILD TO SELL

One-off sales of assets and recurring income from selected assets retained by the Group to support a sustainable community/township

- Maximisation of land value through strategic landbanking, master planning and development to balance growth, cash flow and management of inventory

4 STRATEGICALLY SUPPORTED BY ADJACENT BUSINESSES

Sales to Group Divisions and External Customers

- Provision of raw materials, machinery, equipment and technical knowledge, and undertaking R&D in support of infrastructure development

Outputs	Outcomes
• Revenue: RM9.8 billion • Profit before tax: RM1.9 billion	**Financial Capital** • Long-term sustainable value to shareholders • Profitability and business growth
• Dividend per share: 20.5 sen • Property sales: RM3.8 billion • Replenished landbank of about 161 acres in FY2025 • Unveiled Sunway Square Development • Opened the 5th hospital: SMC Ipoh	**Manufactured Capital** • Continuous enrichment of existing townships and developing townships • Contributed to the service industry
• Avoided more than 19,000 tonnes of CO_2e emissions • All our buildings have implemented water crisis SOPs • Diverted 52% of waste from landfills	**Natural Capital** • Mitigated negative environmental impacts through responsible resource management
• Employee retention rate: 86%	**Human Capital** • High-performing workforce and delivery excellence • Job creation
• Total beneficiaries from our community enrichment initiatives: >84,000 • Zero confirmed cases of non-compliance among our supplier	**Social and Relationship Capital** • Contributed to the nation's efforts in community development • Green and responsible procurement
• Achieved good customer satisfaction scores • Sunway Digital Hub is certified with the ISO 27001:2013 international standard and is focused on the Information Security Management System	**Intellectual Capital** • Accelerated digitalisation • Established a resilient modus operandi capable of withstanding crises

Trade-Offs

There are opportunity costs where trade-offs are required. We allocate financial capital to enhance non-financial capitals, ensuring balanced outcomes that generate multiplier effects, creating both extrinsic and intrinsic value for our stakeholders. In 2025, we continued to invest in an environment where our employees can thrive without neglecting their welfare.

Prioritising Material Issues

Materiality

GRI 3-1, 3-2, 3-3

Sunway continuously identifies and reviews sustainability issues that are most relevant to our business and stakeholders to ensure ongoing progress in our sustainable value creation journey. A comprehensive materiality assessment is conducted every few years to align our priorities with evolving sustainability trends, global risks, and industry practices. Our material topics are reviewed annually to ensure continued relevance, address stakeholder concerns, manage risks, and capture new opportunities. As there were no major changes in our organisational boundaries and operations, our assessment conducted in 2024 remains relevant for the Company.

Our 2024 materiality assessment evaluated the significance and impact of key ESG and sustainability topics across Sunway Berhad. The process was enhanced from a single to a double materiality approach, aligning with current sustainability standards and reporting frameworks. Through stakeholder surveys, we gathered feedback from both internal and external stakeholders to better understand the ESG impacts of our business and Sunway's position in advancing sustainability. By assessing both the "inside-out" (our impacts on the environment and society) and "outside-in" (how sustainability factors affect our business) perspectives, we identified the ESG issues most material to Sunway and our stakeholders. Through this assessment, associated impacts, risks, and opportunities of each issue were mapped out. The final findings were reviewed, approved, and endorsed by the BSC.

Our double materiality assessment involved a three-step process:

Phase 1

Discover and Frame

Building a foundation to identify key ESG issues and areas of interest, providing strategic insights for actionable planning

- ESG issue audit
- Stakeholder mapping
- ESG issue list creation

Phase 2

Uncover

Understanding the needs and concerns of Sunway's stakeholders to gather the most salient insights and drivers, in addition to addressing existing gaps and assessing impact

- Survey creation and dissemination
- Impact assessment
- Data analysis and materiality matrix

Phase 3

Strategise and Activate

Integrating the findings into business needs and developing action plans to address the most material ESG issues

- Strategic integration

KEY HIGHLIGHTS

A double materiality assessment evaluates material issues based on two dimensions: the importance of Sunway's impact on people and the planet, according to external stakeholders, as well as the material issues' financial impact on Sunway, according to internal stakeholders.

The assessment found that stakeholders deemed the following material issues as Sunway's critical priorities:

- Business performance
- Data privacy & cybersecurity
- Energy management
- Ethical business conduct
- Labour practices & standards
- Occupational safety & health
- Risk management & regulatory compliance

Following the materiality assessment, we increased the number of material issues from 14 to 17 as a result of the removal and redefining of six existing material issues and the addition of nine new material topics. These issues were categorised into three different tiers – higher importance, mid importance and lower importance respectively.

While the assessment showed that material issues under the governance and social pillars as most urgent to Sunway, we remain dedicated to prioritising environmental issues and will persist in advancing our Goal 1: Driving Carbon Reduction Across Our Portfolios and Cities.

Discover and Frame

Identification of Material Issues

Regulatory Requirements

External Risks | **Internal Risks**

Global Megatrends | **UN Sustainable Development Goals (UN-SDGs)** | **Intergovernmental Panel on Climate Change (IPCC)** | **Doughnut Economics** | **Planetary Health**

Regulatory Requirements

We prioritise meeting national regulatory requirements in our report. Since 2015, we have been reporting our sustainability performance in a standalone Sustainability Report on an annual basis, in compliance with the Main Market Listing Requirements of Bursa Malaysia (MMLR). Following Bursa Malaysia's enhancement of the MMLR sustainability reporting requirements and introduction of nine common sustainability matters and several sector-specific sustainability matters, we have disclosed against all the required sustainability matters.

Following the implementation of the NSRF on 1 January 2025, this Sustainability Report has been prepared in alignment with IFRS S1 and S2 to ensure consistency with the disclosure requirements.

Risks

We identify and manage both internal and external risks using the Company's robust risk management framework. We have incorporated ESG risks into the Company's internal risk focus areas, which consist of external, people, financial, digital infrastructure, climate, environmental and social.

We stay updated with globally recognised sustainability indices, rating and ranking tools to identify emerging risks and our exposure to sector-specific risks relevant to our organisation as a conglomerate. This includes referring to FTSE Russell, Sustainalytics and S&P Global.

Global Sustainability Landscape

To ensure alignment with the global sustainability landscape, our materiality assessment considers global megatrends or issues that could influence our business directly or indirectly. We aligned the findings of our assessment with the 17 UN-SDGs and employed the Doughnut Economics Framework, which aims to provide a safe and just space for humanity without adversely affecting the natural ecosystems, essentially balancing human needs with planetary boundaries. Additionally, we referred to the IPCC Report and aligned our material issues with the global risks identified in the Global Risks Report by the World Economic Forum.

Stakeholders Engagement

We identified our stakeholders, dividing them into internal and external stakeholder groups for the purpose of our double materiality assessment, which determines how material issues should be prioritised. Internal stakeholders will determine their importance based on their financial impact on Sunway, while external stakeholders will rank the urgency of these material issues based on the importance of the organisation's impact on society and the environment.

We gathered feedback from our stakeholders through an online survey as well as in-depth interviews and focus-group discussions with C-Suites to obtain their insights. The insights from our stakeholders were collated from these exercises and were used to identify pertinent material issues. While stakeholder feedback generally helps to inform our decision-making, sustainability strategy development and initiative implementation, it is not the sole decision-making tool for the Company. We remain resolute in our commitment to advancing our five sustainability goals in pursuit of a sustainable future for all.

Prioritising Material Issues

Stakeholder Mapping

Next, we mapped our stakeholder groups, dividing them into internal and external stakeholders for the purposes of the two types of evaluations performed under the double materiality assessment.

Internal Stakeholders

- Employees
- Senior Management
- Board of Directors

External Stakeholders

- Customers, Clients, Unit Holders and General Public
- Suppliers
- Analysts and Financiers
- Regulators and Local Authorities
- Media and non-governmental organisations (NGOs)

EESG Material Issues

Through careful alignment with current trends and the evolving sustainability landscape, we identified material issues that address stakeholder expectations and driving sustainable value creation.

Economic
- Economic performance
- Indirect economic business performance
- Supply/value chain management

Environmental
- Emissions management
- Energy management
- Materials management
- Protection of biodiversity & ecology
- Physical impacts of climate change
- Waste & pollution management

Social
- Community engagement & social impacts
- Diversity, equity & inclusivity
- Labour practices & standards
- Occupational safety & health

Governance
- Brand awareness & reputation
- Data privacy & cybersecurity
- Ethical business conduct
- Risk management & regulatory compliance

Uncover

Survey Creation and Dissemination

An online survey was conducted with 505 respondents representing Sunway Berhad's diverse stakeholder groups to identify and prioritise the ESG issues most significant to both our business and stakeholders. Using a five-point scale, mean scores were calculated to determine the top issues under each ESG pillar.

To complement the survey findings, in-depth interviews and focus group discussions were held with members of the C-Suite to gather additional perspectives from within the Company. Overall, stakeholders placed the greatest importance on the governance and social pillars, followed closely by the economic and environmental pillars.

Impact Assessment

We benchmarked our findings against the best practices of both local and international industry peers. The assessment showed that Sunway not only aligns with these best practices but is also viewed by stakeholders as performing above industry standards, particularly in the governance and environmental pillars. This reflects our strong commitment to advancing positive environmental and social outcomes through proactive initiatives that support local communities and promote environmental sustainability.

Data Analysis and Materiality Matrix

Following the benchmarking exercise, the identified material issues were mapped onto a materiality matrix with two key dimensions: the importance of each issue's impact on people and the planet, as evaluated by external stakeholders, and its financial significance to Sunway, as assessed by internal stakeholders.

Materiality Matrix

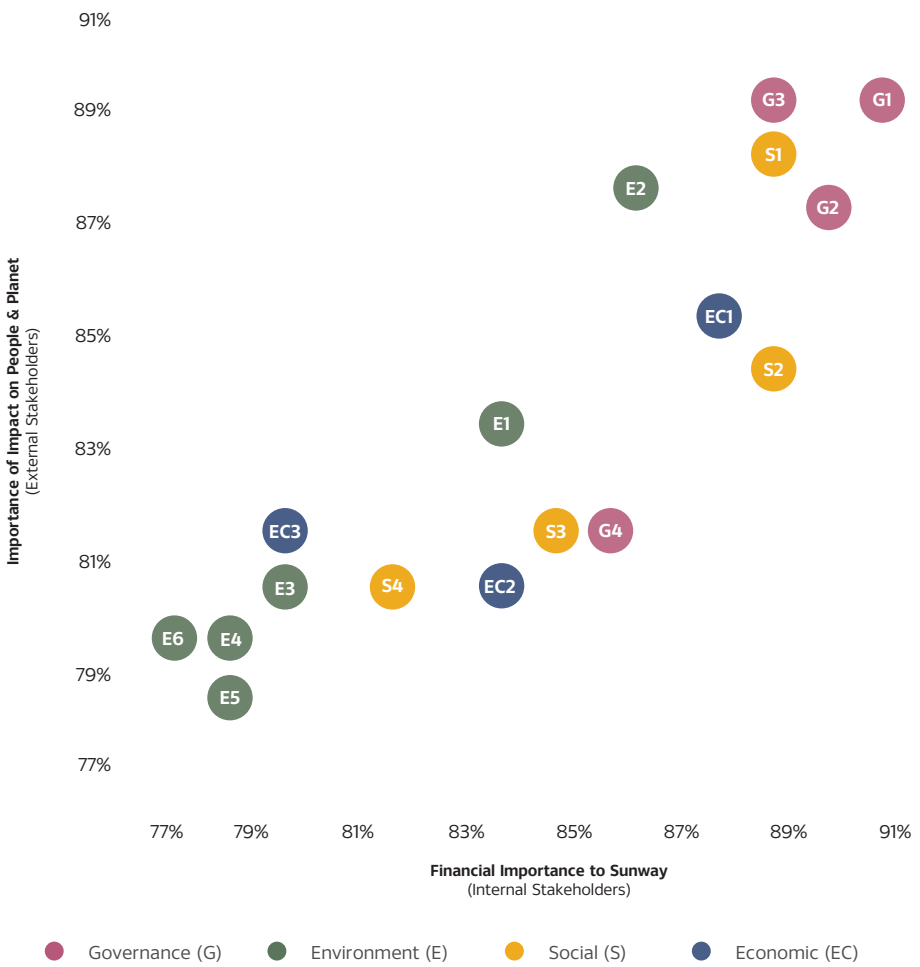

- Alignment of material issues along the diagonal signifies the degree of shared priorities between internal and external stakeholders.
- Shade gradations of a circular radius indicate the level of importance of a material issue. The darker the shade, the more important the issue.

Higher Importance		Changes from 2022 to 2024	
G1	Ethical Business Conduct	New	Key issues to prioritise and improve visibility among stakeholders
G2	Risk Management & Regulatory Compliance	New	
G3	Data Privacy & Cybersecurity	New	
S1	Occupational Safety & Health	Previously known as Group standards and operating procedures, retained in same tier	
S2	Labour Practices & Standards	New	
EC1	Business Performance	Previously known as Company's financial performance, retained in same tier	
E2	Energy Management	New	
Medium Importance		**Changes from 2022 to 2024**	Key issues to keep track and improve performance
G4	Brand Awareness & Reputation	Down one tier	
S3	Diversity, Equity & Inclusivity	New	
E1	Waste & Pollution Management	Previously known as Pollution management, retained in same tier	
EC2	Economic Performance	Previously known as Macroeconomic issues, retained in same tier	
S4	Community Engagement & Social Impacts	Previously known as Community investment, retained in same tier	
EC3	Supply/Value Chain Management	New	
E3	Emissions Management	Previously known as Pollution (emissions), up one tier	
Lower Importance		**Changes from 2022 to 2024**	Key issues to keep track and carry on momentum
E4	Materials Management	Previously known as Resource management (materials), retained in same tier	
E5	Protection of Biodiversity & Ecology	New	
E6	Physical Impacts of Climate Change	New	

Prioritising Material Issues

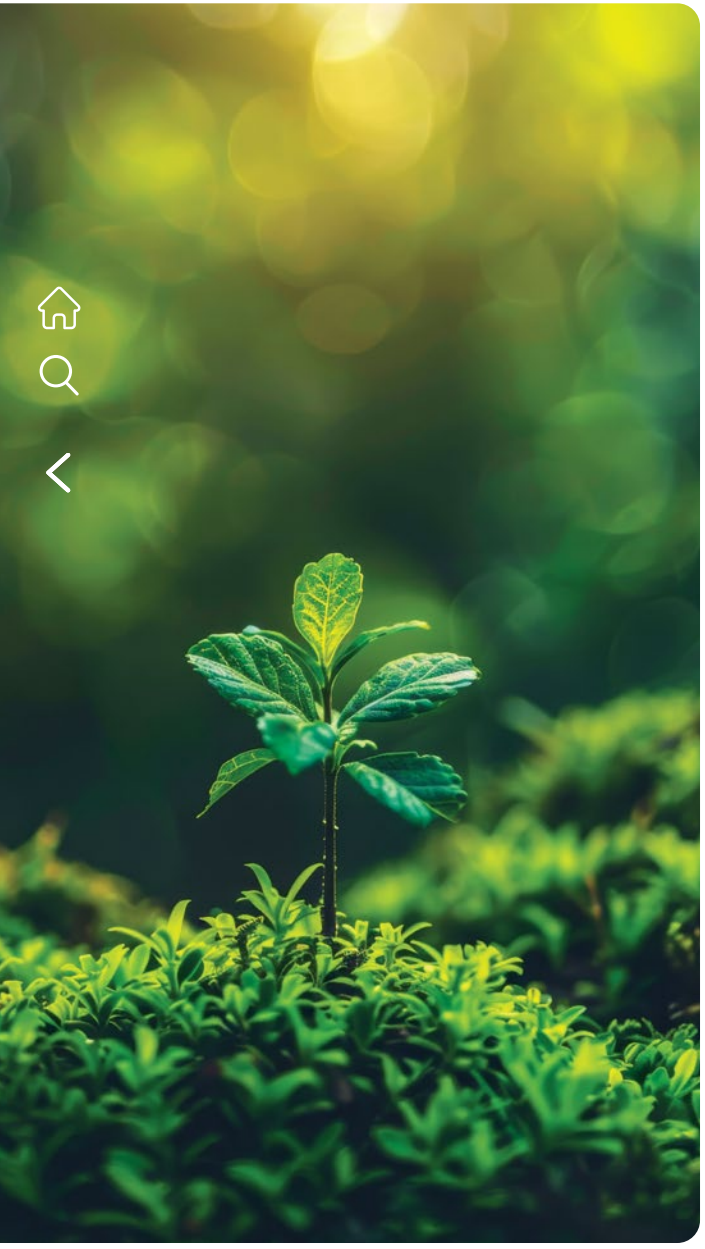

While several material matters were assessed as having higher importance in the materiality assessment, the final selection of S1 topics was refined through management judgement to prioritise themes with the most significant strategic relevance and cross-cutting impact. In this process, certain closely related matters were considered under broader thematic areas to avoid duplication and ensure clearer focus in reporting. For example, aspects of Occupational Safety and Health were considered within the broader scope of Labour Practices & Standards, while elements of Ethical Business Conduct and Risk Management & Regulatory Compliance are embedded within existing governance and risk oversight mechanisms.

Based on this approach, Data Privacy & Cybersecurity, Labour Practices & Standards, and Energy Management were identified as the key S1 topics. The material topic of Physical Impacts of Climate Change is addressed separately under IFRS S2 disclosures.

	IFRS S1			IFRS S2
Material Issue	Energy Management	Labour Practices & Standards	Data Privacy & Cybersecurity	Physical Impacts of Climate Change
ERM Risk	Value Chain Risks	Human Capital Risks	Infrastructure Risks - Digital	External Risks

These topics represent sustainability-related risks and opportunities that are most relevant to the Company's prospects and are reasonably expected to influence the decisions of users of general purpose financial reports. They were further evaluated based on their alignment with the Company's business model, strategic priorities, and risk profile, as well as the likelihood and magnitude of potential financial impacts across the short, medium, and long term. In line with IFRS S1 and S2 requirements, the associated risks and opportunities were assessed through the Company's Enterprise Risk Management (ERM) framework to support integration into strategic planning and operational decision-making. The remaining topics continue to be monitored and will be periodically reassessed through the Company's sustainability governance and risk management processes.

For more information on Risk Management, refer to page 35 of this report.

Sunway's 17 Material Issues and Their Definitions

1
2
3
4
5
6
7
8
9
10
11
12
13
14
15
16
17

Prioritising Material Issues

Stakeholder Engagement

GRI 2-29, 3-3

Stakeholders are individuals and groups who are both influenced by and have an influence on Sunway's activities. Their perspectives are vital to our decision-making process, helping us make informed choices and design strategies that address their needs and expectations. We strive to build long-term, positive relationships with all stakeholders through consistent engagement, both formal and informal. These interactions enable us to identify and respond to material issues, understand emerging risks and opportunities, and take meaningful action to address stakeholder concerns.

Stakeholder Groups

Board of Directors
- Employee engagement programmes
- Learning and development

Customers, Clients, Unit Holders and General Public
- Customer satisfaction surveys
- Events and activities
- Loyalty programmes

Analysts and Financiers
- Annual general meeting
- Meetings
- Support engagements

Senior Management
- Employee engagement training and programmes
- Learning and development
- Town halls by Senior Management

Media and Non-Governmental Organisations (NGOs)
- Community engagement
- Corporate advertisements

Regulators and Local Authorities
- Meetings
- Report submissions
- Site inspections and/or audits
- Site visits

Employees
- Employee engagement training and programmes
- Learning and development
- Town halls by Senior Management

Suppliers
- Feedback forms
- Meetings
- Support engagements
- Tenders and bidding

Legend: ● Annually ● Throughout the year

Goal 1 Driving Carbon Reduction Across Our Portfolios and Cities

As we progress toward a more sustainable future for all, we continue to drive carbon reduction across our portfolios and cities by integrating ESG considerations into our business strategy, operations, and assets. Our goal is to create liveable, integrated developments that harness technology, innovation, and connectivity while minimising environmental impact to build resilient and sustainable communities.

Material Issues

- Physical Impacts of Climate Change
- Materials Management
- Emissions Management
- Energy Management
- Waste & Pollution Management
- Protection of Biodiversity & Ecology

ESG Factors

Environmental

GRI Standards

301, 302, 303, 304, 305, 306

Stakeholder Groups

Global Risks

- Biodiversity loss and ecosystem collapse
- Critical change to Earth systems
- Extreme weather events
- Natural resource shortages
- Non-weather-related natural disasters
- Pollution

Risks

- Carbon tax will increase operational expenses for assets, products or services with high carbon emissions
- Lack of preparation to comply with new climate-related regulations
- Potential damage to physical assets, financial losses and business disruptions caused by insufficient climate adaptation and mitigation measures
- Higher operational costs and the risk of scarcity due to inefficient water and waste management
- Biodiversity depletion and ecosystem collapse from natural resource destruction
- Financial penalties or legal actions caused by non-compliance with environmental regulations

Opportunities

- Implementing a robust climate change strategy for business continuity
- Establishing a strong presence in low-carbon solutions market to meet growing demand
- Enhancing water management and ensuring waste reduction to lower operational cost
- Implementing measures to prevent and mitigate biodiversity loss
- Implementing effective pollution management to minimise environmental footprint of operations

Stakeholder Priorities and Concerns

- Ensuring timely, transparent communication on Sunway's business operations and environmental impacts
- Addressing physical and transitional climate change risks
- Prioritising transit-oriented and integrated developments
- Focusing on improving energy and water consumption efficiency
- Investing in innovative, cleaner and more advanced technologies
- Implementing strategies for managing business operations and their impacts on the natural habitat and biodiversity
- Undertaking initiatives to reduce waste generation and divert waste from landfills
- Ensuring proper waste and effluent management to prevent environmental pollution and protect public health

Our Responses

- Enhanced our Climate Report by transitioning from TCFD to IFRS S2 (Climate-Related Disclosures), which involves quantifying our financial impact of climate change on our assets
- Strengthened climate action through an ICP framework
- Implemented energy and water saving initiatives for reduced consumption and environmental impacts
- Invested in renewable energy to decrease GHG emissions and our carbon footprint
- Deployed sustainable water supply systems, including a water treatment plant and rainwater harvesting, to lessen reliance on municipal water supply
- Complied with Sunway's Biodiversity Policy on integrating biodiversity considerations into business activities and decision-making processes
- Complied with Sunway's Green Township and Building Policies that address community needs while minimising environmental and societal impacts in areas surrounding built environments
- Committed to building integrated developments that support urban revitalisation and brownfield redevelopment
- Adopted a waste management hierarchy to prevent and minimise waste
- Complied with Sunway's Sustainable Events Management Policy to support event organisers in planning and executing successful events while managing their impact on the environment and local community
- Monitored effluents, air emissions and noise pollution at relevant sites

Prioritising Material Issues

Goal 2 Advocating A Responsible Value Chain

Ongoing supply chain challenges are expected to increase the cost of living, placing additional pressure on vulnerable communities, particularly in markets dependent on imports. In response, we remain committed to embedding sustainability within our supply chain as a core driver of value creation. Our engagement with suppliers, vendors, tenants, and customers is guided by responsible procurement practices and a shared commitment to ESG principles. Strategic digitalisation initiatives further strengthen the resilience, transparency, and sustainability of our operations and supply chain.

Material Issues
- Supply/Value Chain Management

ESG Factors
Environmental, Economic, Social and Governance

GRI Standards
204, 301, 308, 407, 408, 414, 416, 417

Stakeholder Groups

Global Risks
- Concentration of strategic resources and technologies
- Disruptions to a systemically important supply chain
- Disruptions to critical infrastructure
- Inflation
- Talent and/or labour shortages
- Geoeconomic confrontation
- Erosion of human rights and/or civic freedoms
- Lack of economic opportunity or unemployment

Risks
- Inability to address stakeholder demand for sustainable materials could lead to smaller market share
- Material scarcity may cause supply chain disruptions
- Non-compliance of suppliers and contractors with Sunway's ethical principles and safety culture may lead to operational disruptions

Opportunities
- Selecting sustainable materials enhances Sunway's brand image and attracts environmentally conscious customers and investors
- Implementing strong procurement governance attracts and retains credible and skilled suppliers and contractors
- Consistent supplier assessments, including environmental and social considerations, uphold the company's commitment to high standards in environmental and social aspects
- Regular customer engagements enable us to continuously improve our products and services, meeting customer expectations

Stakeholder Priorities and Concerns
- Ensuring resources are efficiently managed to prevent supply chain disruptions
- Adapting to changing consumer behaviour and preferences for more eco-friendly and green products and services
- Ensuring socially responsible business practices throughout the supply chain (e.g. labour standards and practices, human rights, freedom of association)
- Delivering products and services of exceptional quality

Our Responses
- Complied with Sunway's Sustainable Procurement Policy to set out the rules and guidelines for our procurement processes and communicate our ESG expectations to suppliers and vendors
- Remain guided by Sunway's Supplier Code of Conduct to ensure suppliers' adherence to applicable laws, rules, codes and regulations
- Formulated an embodied carbon emissions roadmap to mitigate the environmental footprint of our products
- Digitalised operations and implemented decarbonisation efforts in our supply chain
- Mandated suppliers' and vendors' commitment to respecting human rights based on the UN Guiding Principles on Business and Human Rights, UN Global Compact (UNGC) Principles and acknowledging the International Labour Organisation's (ILO) eight fundamental conventions

Goal 3 Developing A Safe, Equal and Dignified Workforce

We remain steadfast in fostering a safe, equitable, and dignified workplace that supports livelihoods and strengthens the Company's long-term sustainability. By prioritising the health, safety, and well-being of our people, we enhance talent attraction and retention while driving productivity and engagement. In parallel, we continue to develop capable leaders within Sunway, building their skills and establishing a strong talent pipeline to meet future organisational needs.

Material Issues
- Occupational safety & health
- Labour practices & standards
- Diversity, equity & inclusivity

ESG Factors
Social

GRI Standards
202, 401, 403, 404, 405, 406, 407, 408, 409, 410, 411, 419

Stakeholder Groups

Global Risks
- Decline in health and well-being
- Erosion of human rights and/or civic freedoms
- Inequality
- Infectious diseases
- Insufficient public infrastructure and social protections
- Lack of economic opportunity or unemployment
- Talent and/or labour shortages

Risks
- Disengaged and under-skilled employees are less productive
- Insufficient benefits and remuneration lower employee motivation
- Workplace accidents and injuries lower productivity while causing legal consequences, such as penalties, and reputational damage
- Violations of human rights lead to regulatory penalties, while negatively influencing employee retention and culture
- Discriminatory employment practices damage the company's reputation

Opportunities
- Effective talent development and upskilling programmes, alongside attractive benefits packages, allow us to retain and attract the best industry talents, fostering a culture of high performance
- Cultivating a strong culture of workplace safety within a conducive working environment enhances employees' well-being and productivity
- Enforcing robust human rights practices reinforces Sunway's reputation as a responsible employer
- Nurturing an inclusive, diverse and empowering work culture attracts talents and harnesses diverse perspectives that improve decision-making

Stakeholder Priorities and Concerns
- Offering attractive benefits, competitive remuneration, career development and progression opportunities
- Emphasising work-life balance throughout the Company
- Ensuring the work environment remains conducive and safe for both employees and contractors
- Adhering to social laws and regulations in compliance with standards
- Protecting the rights of all our employees
- Instilling fairness, inclusivity and non-discrimination in the work culture

Our Responses
- Implemented family-friendly policies and provided attractive benefits
- Promoted work-life balance through health and wellness activities
- Continued supporting employees in their learning and development journey to ensure they continue to perform well and deliver excellence
- Enforced the Occupational Health, Safety and Environment (OHSE) Policy supported by a five-year OHSE Strategy to foster a secure and healthy work environment
- Established a Human Rights Policy to protect, uphold and respect human rights throughout our operations
- Complied with Sunway's Diversity and Inclusion Policy that demonstrates our dedication to fostering a culture that appreciates and respects diversity
- Kept a zero-tolerance stance against discrimination regardless of race, religion, gender, age, disability and nationality

Prioritising Material Issues

Goal 4 Investing in Community Inclusivity

With the rising cost of living placing greater strain on vulnerable communities, many risk being left behind in areas such as education and healthcare. Through our #SunwayforGood initiatives, we are committed to making a meaningful difference by uplifting the well-being of the underserved and underprivileged. Our efforts focus on empowerment programmes that nurture thriving communities and provide essential relief to those most in need.

Material Issues

- Community engagement & social impacts

ESG Factors

Social

GRI Standard

203, 413

Stakeholder Groups

Global Risks

- Decline in health and well-being
- Inequality
- Insufficient public infrastructure and social protections
- Lack of economic opportunity/ unemployment
- Societal polarisation

Risks

- Business activities that negatively impact local communities endanger Sunway's social licence to operate
- Misalignment between community needs and programme design could limit effectiveness, reducing long-term value creation and stakeholder trust.
- Uneven distribution of community investments across regions or groups may lead to perceptions of bias or exclusion, affecting brand trust.
- Limited investment in community development may result in missed opportunities to nurture future talent and support local workforce readiness

Opportunities

- Regularly conducting community impact programmes enhances Sunway's relationship with local communities
- Regular engagement and needs-based programme design ensure initiatives remain relevant, impactful and value-enhancing.
- Inclusive and well-distributed programmes enhance brand trust and reinforce Sunway's commitment to equitable development.
- Education and empowerment programmes help build a sustainable talent pipeline while enhancing employee engagement and purpose.

Stakeholder Priorities and Concerns

- Undertaking impactful CSR activities to help local communities
- Addressing the impacts of the worsening cost-of-living crisis through significant programmes

Our Responses

- Continued implementing #SunwayforGood CSR initiatives to enrich and empower local communities

Goal 5 Upholding Transparency and Delivering Excellence

Our commitment to transparency and excellence forms the foundation of our sustainable value creation. This pursuit is supported by a strong culture of compliance and robust corporate governance that underpins ethical business conduct across all operations. We actively engage with regulators and key stakeholders, expanding our network of collaborative partnerships to stay aligned with evolving laws and frameworks. At the same time, we continue to advance our sustainability agenda through initiatives such as sustainable financing and responsible business practices.

Material Issues

- Data privacy & cybersecurity
- Economic performance
- Risk management & regulatory compliance
- Ethical business conduct
- Brand awareness & reputation
- Business performance

ESG Factors

- Economic, Governance

GRI Standard

201, 203, 205, 206, 406, 418

Stakeholder Groups

Global Risks

- Asset bubble burst
- Concentration of strategic resources and technologies
- Crime and illicit economic activity
- Debt
- Disruptions to critical infrastructure
- Economic downturn
- Inflation
- Adverse outcomes of AI technologies
- Adverse outcomes of frontier technologies
- Censorship and surveillance
- Cyber espionage and warfare
- Misinformation and disinformation
- Online harms

Risks

- Significant risks may arise from economic uncertainties or recessions, impacting employment, income levels and business performance
- Supply chain disruptions resulting from geopolitical events, natural disasters or global crises can influence production and distribution
- The evolution of regulations or heightened regulatory scrutiny may give rise to compliance challenges, affecting operations and profitability
- Inadequate corporate governance practices can potentially damage Sunway's reputation and image
- The occurrence of cyberattacks, such as the unauthorised access to customer data, can result in a loss of customer trust and harm to Sunway's reputation
- Poor financial performance affects business continuity, resulting in missed investment opportunities
- Shifting investor preferences and market dynamics can steer investors away from companies with poor financial and sustainability performance

Opportunities

- Consistent and strong economic growth creates favourable conditions for business expansion and success
- The stability of financial markets bolsters investor confidence
- Developing resilient supply chains can improve organisational flexibility and mitigate the effects of disruptions
- Effective corporate governance practices enhance Sunway's reputation as a trustworthy company among stakeholders
- Leveraging sustainable financing to support responsible business practices and align with the growing expectations of consumers and investors on environmental and social considerations.

Stakeholder Priorities and Concerns

- Macroeconomic factors like economic growth and inflation influencing business and financial performance
- Inflation rates affecting financing costs
- Policy and regulatory changes posing risks of potentially adverse impacts on business
- Enforcing policies and requirements set by relevant agencies or professional bodies
- Ensuring business is conducted ethically, professionally and transparently
- Strengthening data protection through enforcing policies and enhancing systems

Our Responses

- Engaged in proactive investor relations activities to connect with the investment community
- Leveraged sustainability-linked loans and sustainability sukuk by partnering with financial institutions
- Enacted careful cost management and proactive capital management measures
- Ensured adherence to all applicable laws and regulations while upholding high corporate governance standards
- Established robust corporate governance by implementing rigorous policies
- Implemented and maintained robust IT security systems to protect data privacy and defend against cyber threats and attacks
- Implemented proper product marketing and labelling while maintaining engagement with customers

Goal 1

Driving Carbon Reduction Across Our Portfolios and Cities

35 | Risk Management
36 | Climate Report
46 | Net Zero Roadmap
55 | Adapting to Climate Change
57 | Sunway Cities' Portfolio
61 | Managing our Environmental Impact
72 | Impact Story

GRI 3-3, 201-2, 302-1, 302-2, 302-3, 302-4, 302-5, 303-1, 303-2, 303-3, 303-4, 303-5, 305-1, 305-2, 305-3, 305-4, 305-5, 305-6, 305-7, 306-1, 306-2, 306-3, 306-4, 306-5

In pursuit of a more sustainable future for all, Sunway is driving carbon reduction across our portfolios and cities by incorporating ESG considerations into its business strategy and operations. The Company seeks to build liveable integrated developments where technology, innovation, connectivity and sustainability converge, while minimising the negative environmental impacts of these developments as much as possible.

Capitals

Material Issues

- Materials Management
- Protection of Biodiversity & Ecology
- Physical Impacts of Climate Change
- Waste & Pollution Management
- Energy Management
- Emissions Management

Activities

- Decarbonisation initiatives
- Transit-oriented development
- Energy- and water-efficient projects
- Responsible water and waste management practices

Value Created

- Efficient energy and water management
- Reduced waste to landfills
- Well-connected communities

Aligned with UN SDGs

6 CLEAN WATER AND SANITATION
7 AFFORDABLE AND CLEAN ENERGY
11 SUSTAINABLE CITIES AND COMMUNITIES
12 RESPONSIBLE CONSUMPTION AND PRODUCTION
13 CLIMATE ACTION
14 LIFE BELOW WATER
15 LIFE ON LAND
17 PARTNERSHIPS FOR THE GOALS

Transformation 3: Energy Decarbonisation and Sustainable Industry

Transformation 4: Sustainable Food, Land, Water and Oceans

Transformation 5: Sustainable Cities and Communities

Risk Management

In 2025, robust risk management has become even more integral to our strategic and operational landscape, guiding how we anticipate, respond to, and adapt to emerging challenges for the benefit of our stakeholders. Operating across high-risk sectors such as property, construction, building materials, and quarry, we face direct exposure to evolving climate, regulatory, and market dynamics. The convergence of rising energy costs, potential carbon-pricing mechanisms, tightening sustainability reporting requirements, and heightened stakeholder expectations has made effective governance more critical than ever.

ENTERPRISE RISK MANAGEMENT (ERM)

Our ERM framework is a cornerstone of our management approach, guiding the assessment and management of climate- and sustainability-related risks that support long-term resilience. By embedding these considerations across all business activities and processes, we strengthen our ability to anticipate and respond to uncertainties, protect asset performance, and capture opportunities arising from the global transition toward a low-carbon, sustainable economy.

To ensure coherence between our Sustainability Report and Integrated Annual Report (IAR), we have aligned sustainability-related risks disclosed under IFRS S1 and S2 with the Company's principal risk categories within our ERM framework. This integrated mapping strengthens oversight at Board and management levels, ensuring that financial and sustainability risks are assessed holistically rather than in isolation.

OUR ERM PROCESS

Sunway's ERM framework is supported by the Group Risk & Compliance Department, which works closely with business divisions to ensure consistent application of risk policies and alignment with strategic objectives. Material risks such as climate-related and sustainability risks are integrated into the Company's risk register and reviewed periodically to ensure responsiveness to changing conditions. As climate and extreme weather events in Malaysia continue to evolve, low-probability and high-impact phenomena such as earthquakes and tsunamis have been added into our risk management framework.

Guided by the ISO 31000:2018 Risk Management Guidelines and aligned with industry best practices, the framework enables us to proactively manage potential risks, optimise costs, and strengthen the Company's reputation. Our ERM framework integrates the following core principles through a structured process that ensures risks are systematically identified, assessed, mitigated, and monitored:

Identification of business risks → **Measurement of the identified business risks** → **Mitigating controls to manage risks, in accordance with the Company's policies and strategies** → **Monitoring the effectiveness of risks mitigating controls**

For more information on our ERM, please refer to Sunway Berhad's Integrated Annual Report 2025.

TIME HORIZONS

The Company's time horizons, applicable to both IFRS S1 and IFRS S2 disclosures, are determined by the scale and pace of actions required to achieve our climate commitments. The short-term period (now to 2027) focuses on implementing immediate, high-impact solutions to reduce emissions and strengthen operational efficiency. The medium-term horizon is defined from 2028 to 2034, marking the milestone by which we aim to halve our emissions and accelerate decarbonisation across our operations. Beyond 2034, the long-term period centres on advancing offset strategies and technologies, such as carbon capture and storage, together with investments in large-scale renewable energy, to achieve our net zero target by 2050.

Time Horizon	Period	Description
Short Term	1-3 years (2025-2027)	Focuses on immediate actions and tactical decisions to address pressing climate-related risks and opportunities, ensuring operational resilience and compliance with near-term regulatory requirements
Medium Term	4-7 years (2028-2034)	Linked to Sunway Berhad's midrange strategic planning, including capital allocation for infrastructure investments, technological upgrades and implementation of climate adaptation and mitigation strategies
Long Term	>7 years (Beyond 2034)	Aligned with Sunway Berhad's vision for sustainable growth, addressing structural transformations, and long-range asset planning aligned with global climate targets and industry trends

Global temperatures are expected to remain at or near record highs between 2025 and 2029. According to the World Meteorological Organisation (WMO), each year within this period is projected to be between 1.2°C and 1.9°C warmer than the 1850–1900 pre-industrial average. There is an estimated 86% likelihood that at least one year will surpass the 1.5°C threshold, and about a 70% chance that the five-year average will exceed 1.5°C above pre-industrial levels.[1] These projections, coupled with the emissions gap assessment, underscore the growing disconnect between current national commitments and the Paris Agreement goals. Even with full implementation of existing Nationally Determined Contributions, global warming is now projected at 2.3–2.5°C this century, with current policies tracking closer to 2.8°C, leaving the world significantly off course to limit warming to well below 2°C.[2] As a result, the climate system is entering a period of heightened risk. The likelihood of intensified heatwaves, extreme rainfall, prolonged droughts, accelerated ice melt, and rising sea levels is expected to increase significantly in the coming years.

SUSTAINING OUR CLIMATE JOURNEY BACKED BY GLOBAL STANDARDS

Sunway remains steadfast in its commitment to mitigating climate risks, strengthening resilience, and advancing sustainable growth in line with the Paris Agreement and Malaysia's aspiration to achieve Net Zero Carbon Emissions by 2050. Driving carbon reduction across our portfolios and cities is central to this commitment, reflecting our dedication to adapting to climate change and fostering long-term resilience. As the urgency to reduce global emissions intensifies, we have strengthened our climate action efforts and implemented tangible measures to advance our Net Zero Carbon Emissions by 2050 goal, aligned with the global ambition to limit warming to 1.5°C.

Reflecting the global climate landscape, Malaysia is already experiencing the effects of rising temperatures, heavier rainfall, prolonged droughts, and coastal flooding. In alignment with the National Adaptation Plan (MyNAP), the country is prioritising resilience-building initiatives to safeguard critical sectors such as urban development, water resources, and public health[3]. These priorities strongly align with Sunway's core operations in property development, construction, and infrastructure management. While increased rainfall and heat stress pose risks to assets and operations, they also create opportunities to strengthen climate-responsive design, enhance operational efficiency, and build greater adaptive capacity across our developments.

In response to these growing challenges, the Company has expanded its Net Zero 2050 target to include emissions from tenants' energy consumption under Scope 3 (Category 13), as part of its interim goal to halve total emissions by 2030. This reinforces accountability across all business divisions and strengthens

Sunway's contribution to Malaysia's low-carbon transition. We have introduced our ICP Framework, the first of its kind at the corporate level in Malaysia, and it remains central to embedding climate considerations in business decisions. For 2025, Sunway's ICP rate is set at RM15 per tonne of CO_2e emissions, with incentives of RM15 per tonne of CO_2e emissions avoided through renewable energy generation and RM150 per tonne of CO_2e avoided by diversion of waste. By assigning a monetary value to carbon, the framework guides investment and operational planning while funding initiatives that reduce emissions intensity. In 2025, the mechanism continued to incentivise low-carbon projects such as renewable energy deployment and energy-efficiency upgrades, further solidifying our commitment to a sustainable, climate-resilient future.

Beyond emissions reduction, Sunway recognises that climate and nature are interlinked. Through early alignment with the TNFD, the Company is now integrating nature-related risks and dependencies into its strategic planning to strengthen ecosystem and business resilience.

Note:

1. World Meteorological Organisation, Global Annual to Decadal Climate Update (2025–2029), 28 May 2025.
2. United Nations Environment Programme, Emissions Gap Report 2025.
3. "National Adaptation Plan Will Complement the Delayed Climate Change Act", The Edge Malaysia, 15 October 2025.

Climate-Related Risks and Opportunities

We integrate climate-related risks and opportunities (CROs) into our overall risk management framework to strengthen long-term asset resilience and ensure business continuity. Embedding these considerations into our core processes enhances our ability to anticipate and respond to emerging challenges, protecting asset performance and sustaining value over time. Our analysis was conducted by consolidating Sunway's business divisions into a single framework, rather than separating into 'Build', 'Own' and 'Operate' categories, which better represents the interconnectedness of CROs across the value chain. As a result, the Company has a unified emissions reduction strategy, allowing us to collectively tackle embodied and operational carbon challenges.

Financial exposure to climate risks remains low relative to asset value, with regulatory-driven energy cost hikes identified as a key focus area. To address this, we are expanding solar investments and advancing energy efficiency initiatives to reduce long-term costs and carbon emissions. Supported by a structured mitigation framework and continuous sustainability efforts, we are well-positioned to strengthen resilience and capture opportunities arising from the transition to a low-carbon economy.

OUR CRO METHODOLOGY

Both physical and transition risks are assessed to provide a holistic understanding of potential impacts across our operations. Risks are prioritised based on financial exposure, asset importance, and tenant vulnerability. Properties identified as high-risk are addressed through immediate mitigation measures, while lower-risk assets are closely monitored and reviewed regularly. Evolving climate risks are tracked through ongoing inspections, maintenance reports, and climate data updates, with findings incorporated into Board-level risk reviews to guide strategic and investment decisions.

Climate risks form an integral part of our broader risk register and are evaluated alongside operational, financial, and strategic factors. This approach ensures that climate resilience remains a key consideration in capital allocation, insurance coverage, and decisions related to asset acquisition, redevelopment, and long-term planning.

We recognise the importance of enhancing the robustness and comparability of our disclosures and are progressively strengthening our data collection systems, internal processes, and analytical capabilities. These efforts are aimed at improving data quality and coverage, enabling a gradual transition from qualitative assessments to more consistent and decision-useful quantitative disclosures over time.

IDENTIFICATION OF CLIMATE RISKS AND OPPORTUNITIES

- Key stakeholders, primarily property managers, were engaged.
- Data on hazards of physical risks were collected through site visits, historical records and climate projections. Transition risks were analysed through research.
- Physical site visits were conducted for 70 properties to confirm the previous findings and identify new issues on-site.
- Risks and opportunities were classified into short-term, medium-term and long-term horizons.
- The results of the identification process were integrated into Sunway's decision-making and planning processes to enhance resilience and optimise asset performance.

VALUE AT RISK (VaR)

As an extension of Sunway Berhad's ERM framework, the Company applies quantitative tools such as Value-at-Risk (VaR) analysis to translate strategic and sustainability risks into measurable financial terms. This enables a clearer understanding of how evolving climate and market dynamics could affect asset value, cash flows, and long-term business resilience. VaR assessments serve as a bridge between enterprise-level risk governance and asset-level financial planning, ensuring that climate considerations are integrated into investment, operational, and mitigation strategies.

Building on the foundation established through VaR scenario analyses initiated in 2021, Sunway has deepened its understanding of how climate factors affect asset performance and financial stability. In 2024, the Company enhanced the identification and quantification of CROs by assessing the potential financial implications of climate change on its portfolio of properties. Consistent with the IFRS S2 Climate-related Disclosures, the study covered physical and transition risks, mitigation strategies, and climate-resilience planning across 70 properties of the Company's total 106 assets in Malaysia, at the time of assessment. The assessment encompassed operating facilities and real-estate assets in nine states nationwide, using both historical data and future climate projections. It evaluated exposure and adaptive capacity over the short, medium, and long terms, addressing a range of factors such as temperature extremes, flood susceptibility, energy-cost volatility, regulatory change, and shifts in investor and tenant expectations.

PHYSICAL RISK

In Malaysia, the two primary physical risks with potential material impacts on properties are sea level rise (SLR) and increased rainfall intensity. SLR can contribute to more frequent coastal flooding, while heavier rainfall can lead to flash floods and water seepage in buildings. Rainfall-related risks, including riverine and rainfall-driven flooding, are prioritised as they can be more readily quantified, enabling a clearer assessment of potential costs and financial implications for mitigation and adaptation measures.

Scenario Analysis

We utilised the following methodology to conduct a scenario analysis and assess the material physical risks for Sunway's properties:

Step 1: **Reviewed the recent scientific forecast of SLR and rainfall intensity up to 2100**

We defined the worst-case scenario for Southeast Asia using data from the Intergovernmental Panel on Climate Change (IPCC) Sixth Assessment Report (2021) and the WGI Interactive Atlas (2023). These datasets provided projections on temperature anomalies, precipitation changes, and sea level rise, allowing us to assess potential impacts on Sunway's properties and operations.

For this analysis, we adopted the IPCC's Shared Socioeconomic Pathway 5-8.5 (SSP5-8.5) scenario, which reflects a future with minimal climate mitigation and continued dependence on fossil fuels. Under this pathway, annual global carbon emissions could exceed 120 gigatonnes by 2100, leading to a median global temperature increase of approximately 4.4°C above pre-industrial levels. This scenario projects severe climate impacts, including intensified heatwaves, heavier rainfall, and significant sea level rise.

This scenario is relevant for assessing Sunway's climate resilience as it tests the robustness of long-lived assets under extreme physical risk conditions. It provides a conservative benchmark for stress-testing mitigation and adaptation measures, informs long-term infrastructure and capital planning, and ensures that risk assessments consider a broad range of plausible climate futures. In line with the Paris Agreement, lower-emissions pathways such as the SSP1-1.9 scenario may be considered in future analyses to capture scenarios characterised by lower physical risks and higher transition risks under an orderly transition.

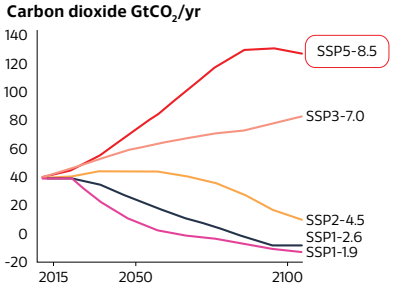

Scenario	Near term, 2021-2040		Medium term, 2041-2060		Long term, 2081-2100	
	Best estimate (°C)	Very likely range (°C)	Best estimate (°C)	Very likely range (°C)	Best estimate (°C)	Very likely range (°C)
SSP1-1.9	1.5	1.2 to 1.7	1.6	1.2 to 2.0	1.4	1.0 to 1.8
SSP1-2.6	1.5	1.2 to 1.8	1.7	1.3 to 2.2	1.8	1.3 to 2.4
SSP2-4.5	1.5	1.2 to 1.8	2.0	1.6 to 2.5	2.7	2.1 to 3.5
SSP3-7.0	1.5	1.2 to 1.8	2.1	1.7 to 2.6	3.6	2.8 to 4.6
SSP5-8.5	1.5	1.3 to 1.9	2.4	1.9 to 3.0	4.4	3.3 to 5.7

Under the scenario SSP5-8.5, we assessed projections for sea level rise (SLR) and maximum one-day precipitation in Southeast Asia based on IPCC models. SLR projections range between 0.4 and 1.1 metres for the period 2081 to 2100, with 0.7 metres adopted as the median SLR VaR parameter to evaluate property resilience. For maximum one-day precipitation, projections indicate an increase of 6.7% to 46.6% over the same period compared to the 1995–2014 baseline, signalling greater exposure to extreme rainfall and associated flood risks.

To maintain a balanced and realistic risk assessment, we adopted 16.9%, the median value of the projected increases, as the VaR parameter. In previous assessments, worst-case scenarios were used to stress-test property resilience under extreme conditions. The current approach focuses on median projections to reflect the most probable climate outcomes, allowing for more practical and efficient resource allocation. This shift enhances alignment with stakeholder expectations while ensuring our framework remains robust, data-driven, and grounded in real-world climate trends.

Step 2: **Identified the elevation of each property vis-à-vis sea level and location relative to the coast and river**

We assessed the elevation of each property relative to sea level using online topographic tools such as FloodMap and Climate Central. The proximity of each site to coastal and riverine areas was determined using Google Earth to evaluate exposure to SLR risks. Properties were considered at risk of flooding if SLR reached 0.7 metres or 1.1 metres, based on the adopted scenario parameters. Assets located in areas without direct ground contact were excluded from the SLR assessment.

Step 3: **Conducted flood map analysis to evaluate potential inundation scenarios and risks across the portfolio**

Topography served as the key factor in the flood analysis, with particular attention given to identifying localised depressions, or bluespots. The capacity of each bluespot to retain rainfall and its corresponding depth were analysed and compared against historical Average Recurrence Intervals (ARI) for rainfall events. This approach allowed us to estimate the likelihood of flooding within defined timeframes, (less than 50 years, between 50 and 100 years, and beyond 100 years) providing a clearer understanding of site-specific flood risks.

Step 4: **Obtained flooding and other rain-intensity-induced events (e.g. water seepage in buildings), historical occurrence record and damage cost for each property from the property managers**

Historical records of flood occurrences and associated damage costs were collected from property managers to assess localised flood risks. This data provided insight into the likelihood of future events based on past incidences and local site characteristics. It also informed estimates of the potential financial impact and repair costs that may arise from flooding or other rain-intensity-related events, supporting more accurate risk quantification and mitigation planning.

Findings of the Scenario Analysis

Sunway does not have any assets or business activities that face existential threats from climate change. Sea level rise poses minimal risk to our properties, while direct rainfall damage and riverine flooding present moderate risks, particularly for retail and hospitality assets. Annual maintenance costs from rainfall-related impacts are estimated at RM13 million representing 0.09% of asset value, while potential flood-related costs could reach RM379 million, or 2.64% of asset value. Taking into account the non-material exposure to climate risk and our robust mitigation measures ensuring long-term operational resilience, none of our existing assets require redeployment, repurposing, or decommissioning.

	High Risk	Medium Risk	Low Risk
Sea Level Rise - Chronic Physical Risk Long term			
	<2 metres above mean sea level (Ground floor)	2-10 metres above mean sea level	>10 metres above mean sea level
Number of Properties Impacted	1	2	64
These properties were assessed based on key factors such as elevation above mean sea level to determine risk levels and were found with low vulnerability to SLR due to their limited exposure and proactive mitigation measures. Three properties have zero exposure to SLR risks due to their elevated starting levels.			
Direct Rainfall Damage – Acute Physical Risk Short term to long term			
	Average yearly cost of repair from rainfall is >RM100,000 and above 1% of total asset value	Average yearly cost of repair from rainfall is >RM20,000	Average yearly cost of repair from rainfall is <RM20,000
Number of Properties Impacted	3	24	43
These properties were assessed based on criteria such as average annual repair costs from rainfall damage. The estimated total annual maintenance cost from direct rainfall damage is RM13 million. approximately 0.09% of the total appraised value of Sunway Berhad's properties. The relatively low percentage suggests that while rainfall damage incurs costs, its financial impact on the overall portfolio remains minimal.			
Riverine/Rainfall Driven Flooding – Acute Physical Risk Short term to long term			
	• The property is in close proximity to localised depressions which can be filled under normal rainy conditions. OR • The property has experienced water ponding or flooding history particularly during heavy rainfall events (e.g. once in 4 to 7 years).	• The property is adjacent to larger localised depressions where rainfall events between once in 50 and once in 100 years could cause flooding. OR • The property has experienced moderate flooding, such as inundation in basements or localised depressions.	• The property is located in an area with adequate drainage and low probability of rainfall-driven flooding (once in more than 100 years).
Number of Properties Impacted	26	16	25
The properties were assessed based on proximity to localised depressions, historical flooding patterns and drainage capacity. The estimated potential flood-related costs for the assessed properties are approximately RM379 million or 2.64% of their appraised value, if flooding were to occur. While not all properties in Sunway Berhad's portfolio are susceptible to flooding, and such events have been infrequent, the historical impact of floods highlights the need for ongoing monitoring and targeted mitigation strategies to manage the potential risk. Despite the low likelihood of future occurrences, the frequency of extreme weather events is expected to increase as climate change progresses. Three properties have zero exposure to riverine/rainfall-driven flooding risks due to their elevated starting levels.			

SEA LEVEL RISE RISK

Long term

Arises from the properties' locations and their elevation relative to mean sea level.

Legend: Financial Position Financial Performance Cash Flow

Changes in Financial Performance and Cash Flows

Long Term

No Sunway properties are at direct risk of sea level rise. As such, there is a low impact of this risk on the financial position and performance in Sunway Berhad's overall portfolio over the short, medium and long term.

Mitigation Strategies

No properties have been identified as requiring significant attention or major mitigation measures in response to sea level rise.

Current Effects

- Property Value: Reduced value for coastal flood-prone properties
- Higher Costs: Increased maintenance and insurance premiums
- Tenant Disruptions: Risk of tenant relocations and lower occupancy

Anticipated Effects

- Capital Expenditures: Investments in flood mitigation and infrastructure upgrades
- Regulatory Compliance: Need for sustainability measures and climate resilience
- Revenue Impact: Potential declines in rental income and occupancy
- Reputation: Proactive climate measures could enhance brand value
- Investment Shifts: Focus may shift to more climate-resilient properties

DIRECT RAINFALL DAMAGE RISK

Short term to long term

Arises from structural vulnerabilities of the property, including insufficient waterproofing, cracks in roofs and walls, and water accumulation on flat roofs.

Legend: Financial Position | Financial Performance | Cash Flow

Changes in Financial Performance and Cash Flows

Short Term	Medium Term	Long Term
Increased repair costs for waterproofing, cracks and water accumulation. Minor impact on property value.	Ongoing repairs, potential moderate decline in property valuation, more resources allocated to manage risks	Significant repair costs, severe property value impairment, major resource allocation affecting asset stability
Minor profitability impact due to immediate repairs and resource allocation	Higher repair costs and impairments reduce profitability, ongoing resource allocation affects performance	Notable profitability declines if vulnerabilities remain unaddressed, sustained resource allocation weakens performance
Slight cash flow strain from initial repairs and improvements	Increased strain from higher repair costs and mitigation efforts	Major liquidity challenges due to large-scale structural improvements

Mitigation Strategies

Investing in resilience (waterproofing) may incur initial costs but will save long-term costs by reducing repairs, stabilising property values, and improving financial performance and cash flow.

Direct Mitigation and Adaptation Efforts

Investing in resilience (waterproofing) may incur initial costs but will save long-term by reducing repairs, stabilising property values, and improving financial performance and cash flow. Some Sunway properties have already enhanced or are planning to upgrade their waterproofing systems. This includes reinforcing walls, windows and roofs to prevent water seepage, as well as sealing cracks in these areas.

Indirect Mitigation and Adaptation Efforts

Regular maintenance and building repairs including enhancing waterproofing and drainage systems are also taken. For leased properties, the Sunway team actively collaborates with property owners, sharing expertise and recommendations to implement long-term solutions. Additionally, Sunway encourages property owners to adopt preventive measures, such as structural reinforcements and regular inspections, to minimise future risks and disruptions.

Current Effects

- During the financial year, water leakage rectification works were undertaken at selected office properties:
  - Menara Sunway: RM245,000
  - Sunway Pinnacle: RM80,000
- These costs, totalling RM325,000, were recognised under Sunway REIT's operating expenses. An estimated 0.05% per annum effect has been considered for anticipated future impacts associated with water leakage risks.

Anticipated Effects

- Total annual maintenance costs due to rainfall damage are estimated at RM13 million (0.09% of asset value), while potential flood-related costs could reach RM379 million (2.64% of asset value) if flooding were to occur. While not all properties in Sunway Berhad's portfolio are susceptible to flooding, and such events have been infrequent, the historical impact of floods highlights the need for ongoing monitoring and targeted mitigation strategies to manage the potential risk. Despite the low likelihood of future occurrences, the frequency of extreme weather events is expected to increase as climate change progresses.
- Addressing these risks is expected to increase appeal among ESG-conscious investors and tenants.

RIVERINE/RAINFALL-DRIVEN FLOODING RISK

Short term to long term

Arises from the properties' locations and the design limitations of their drainage and gutter systems.

Legend: Financial Position | Financial Performance | Cash Flow

Changes in Financial Performance and Cash Flows

Short Term	Medium Term	Long Term
Increased repair costs for waterproofing, cracks and water accumulation. Minor impact on property value.	Ongoing repairs, potential moderate decline in property valuation, more resources allocated to manage risks	Significant repair costs, severe property value impairment, major resource allocation affecting asset stability
Minor profitability impact due to immediate repairs and resource allocation	Higher repair costs and impairments reduce profitability, ongoing resource allocation affects performance	Notable profitability declines if vulnerabilities remain unaddressed, sustained resource allocation weakens performance
Slight cash flow strain from initial repairs and improvements	Increased strain from higher repair costs and mitigation efforts	Major liquidity challenges due to large-scale structural improvements

Mitigation Strategies

Investing in flood resilience (e.g. flood barriers, drainage improvements) may incur initial costs but will save long-term costs by reducing repair needs, stabilising property values, and improving financial performance and cash flow

Direct Mitigation and Adaptation Efforts

To better manage excess water and reduce flood risk, many properties have implemented measures such as sump pits, submersible pumps and regular maintenance of drainage and gutter systems. Some properties are also planning to expand their drainage systems to further improve flood resilience.

Indirect Mitigation and Adaptation Efforts

Actively collaborating with local governments to address flooding issues caused by inadequate drainage systems. These efforts aim to minimise traffic disruptions affecting visitors to Sunway Big Box Retail and Sunway Big Box Hotel in Johor and Sunway Winstar Kuching in Sarawak.

Current Effects

- Increased Maintenance Costs: Frequent repairs due to inadequate drainage and gutter systems
- Reputation Risk: Frequent water issues may harm reputation, affecting tenant retention and leasing

Anticipated Effects

- Rising Repair Costs: Increased repair expenses as climate risks like heavy rainfall and flooding worsen
- Capital Allocation for Upgrades: Significant investments needed for drainage and gutter system improvements
- Value Chain Impact: Specialised contractors and stricter building codes may affect supply chains and future property strategies
- Portfolio Shift: Long-term properties with outdated systems may be phased out for more resilient assets

TRANSITION RISK

Transition risk refers to the financial and operational challenges that emerge from the global shift toward a low-carbon economy, driven by changes in policy, technology, market dynamics, and stakeholder expectations. For Sunway, the primary transition risks relate to potential policy changes affecting electricity costs and reputational risks associated with land development. While the financial exposure from electricity costs remains low relative to asset value, increases in tariffs could impact the viability of certain operations. Technology risks are minimal, and market risks arising from changing travel and shopping behaviours are considered low. Reputational risks remain low and are primarily associated with potential impacts to physical assets arising from unforeseen environmental, criminal or accidental events beyond the Company's control. In the unlikely case of these events occurring, the reputational risk is mainly borne by the operator of the leased property. As for projects within our control, environmental concerns related to Sunway City Iskandar Puteri may give rise to reputational considerations, which the Company continues to monitor through proactive engagement and responsible management practices.

All operational units and properties are exposed to the possibility of higher electricity tariffs, particularly if the current voluntary GET becomes mandatory for commercial entities. The estimated implementation cost of the mandatory GET as of FY2025 is RM12.3 million which would raise the Company's total electricity cost from RM110 million to approximately RM122 million. Among identified risks, this represents the most significant climate-related financial exposure for Sunway in terms of combined value-at-risk and likelihood of occurrence, surpassing major flood events (low likelihood but high damage potential) and rainfall-related roof damage (high likelihood but low financial impact).

Scenario Analysis

The study identified Sunway's primary transition risks as potential increases in electricity costs arising from policy changes and the financial implications of refraining from land development to preserve its reputation. Transition risks were evaluated at the organisational level across four key categories:

Policy and Legal

Evaluated Sunway's exposure to evolving environmental regulations, carbon pricing mechanisms and compliance requirements at both national and global levels.

The main transition risk identified for Sunway is policy change related to electricity costs, encompassing both direct and indirect impacts. Direct risks stem from evolving solar energy installation requirements, while indirect risks arise from potential increases in Tenaga Nasional Berhad (TNB) tariffs should the GET become mandatory, particularly affecting Sunway-operated properties.

In 2025, our renewable energy consumption amounted to 22 gigawatt-hours (GWh). This indicates that solar power contributed approximately 5% of the Company's total electricity consumption. The Company's annual electricity expenditure was estimated at RM110 million with solar energy generation savings of about RM1.4 million.

Policy-related risks are expected to rise as electricity prices increase due to higher fossil fuel costs and the possible mandatory implementation of the GET. While this would elevate operating costs, it would also lead to a significant reduction in the Company's carbon footprint, which is largely derived from grid electricity consumption. The total financial exposure to policy and legal transition risks is estimated at RM12.3 million or 11% of the Company's current electricity cost — representing the most significant and likely climate-related financial risk faced by Sunway. Additionally, a similar tariff mechanism may be introduced in the future for water usage, which could present a new policy-driven cost consideration.

Technology

Assessed Sunway's readiness to adopt low-carbon technologies, including the feasibility of energy-efficient upgrades and renewable energy integration

Sunway has very low transitional risk from technology changes for at least the next five to ten years due to its business model, which is primarily based on the purchase and leasing out of real estate, primarily commercial property.

Market

Analysed shifts in market demand for sustainable properties, tenant preferences and investor expectations for environmentally responsible practices

Sunway's business model has low market transitional risk, as lessons learnt from the previous lockdown have prepared the organisation to pivot and adapt swiftly to changes should there be another occurrence of pandemic-driven lockdowns.

Reputation

Reviewed potential impacts on Sunway's brand and stakeholder trust due to sustainability performance or lack thereof

Overall, Sunway's assets are assessed to have low reputational risk, supported by established governance, compliance with regulatory requirements, and responsible operating practices. Reputational impacts are generally limited, except in cases of unforeseen accidental or criminal incidents beyond the Company's control, where accountability would primarily rest with the operator of the leased property.

Within this broader context, Sunway maintains awareness of environmental sensitivities associated with developments in Johor, including areas near the Pendas River. These considerations are managed through responsible land use, adherence to environmental and development regulations, and ongoing stakeholder engagement to ensure transparency and alignment with community expectations.

POLICY AND LEGAL RISK

Medium term to long term

The highest transition risk to Sunway's business model is the expected future cost of regulations on electricity and water usage, as national tariffs are expected to increase to expand the national renewable energy system in order to reach the national net zero targets.

Legend: Financial Position | Financial Performance | Cash Flow

Medium to Long Term

Changes in Financial Performance and Cash Flows

The risk of policy changes affecting cash flow during the reporting period remains low. However, in the next reporting period, Sunway may experience higher annual electricity costs if the government's recent 14.2% increase in the base tariff is applied across all tariffs. Over the longer term, rising electricity and water tariffs could affect the Company's cash flow and overall financial performance.

Effects

Sunway's electricity costs are expected to increase by approximately RM12.3 million or 11% from a base of RM110 million based on a benchmark GET add-on of 5 sen/kWh. A similar proportional increase may apply to water tariffs should water treatment plants transition to renewable energy.

Mitigation Strategies

Direct Mitigation and Adaptation Efforts

Renewable energy solutions have been deployed across various properties, currently supplying about 5% of total electricity consumption. To address water-related risks, additional measures such as expanding rainwater harvesting systems could help reduce exposure to rising water costs.

Indirect Mitigation and Adaptation Efforts

Energy efficiency campaigns are implemented across Sunway's properties to lower energy use per unit area, supported by a penalty mechanism linked to the Company's ICP for underperformance. Water-related mitigation is primarily supported through operations of Sunway's water treatment plant, which serves as a key water source for Bandar Sunway properties.

REPUTATION RISK

Short term to long term

Sunway may face potential reputation and stakeholder perception risk arising from environmental sensitivities associated with the Sunway City Iskandar Puteri (SCIP) project area adjacent to the Pendas River.

Legend: Financial Position Financial Performance Cash Flow

Short to Long Term

Changes in Financial Performance and Cash Flows

Initial concerns related to banking financing were addressed through transparent and proactive engagement, resulting in no subsequent issues with other financial institutions. With clearer understanding established and ongoing open communication, similar risks are not expected to recur.

Effects

There are no significant effects on Sunway's business model and value chain.

Mitigation Strategies

- Efforts have been taken to mitigate flooding as a reputational risk, such as improving sump pumps in carparks.
- In SCIP, developing a strategy to mitigate the environmental damage to the mangrove area would also be an indirect effort to mitigate climate change effects such as flooding.

Net Zero Roadmap

Sunway's primary pathway to achieving net-zero carbon emissions by 2050 is to fully decarbonise its energy use through enhanced energy efficiency, transitioning from fossil-fuel vehicles to electric vehicles, expanding solar installations and purchasing renewable energy from the national grid, all of which present climate-related opportunities for the Company. We have installed solar panels across 34 properties, representing a total capital expenditure (CAPEX) of nearly RM30 million.

Target-Setting Methodology

- Aligned with a 1.5°C pathway consistent with the goals of the Paris Agreement.
- Baseline based on alignment with IPCC, stating global CO_2 emissions should decline by about 45% by 2030 relative to 2010 levels.
- BEI values guided by industry benchmarks such as the GBI and Singapore's BCA Benchmarking Report form the basis for deriving the emissions baseline.
- Progress is reviewed annually through ICP mechanisms.

Strategies

ON TRACK TOWARDS ACHIEVING 2030 TARGETS

We have set future value goals and 2030 targets to drive carbon reduction across our portfolios and cities.

Strategic Framework:

- Decarbonisation
- Resource management
- Pollution management

SUNWAY'S NET ZERO CARBON EMISSIONS BY 2050 ROADMAP

ACCELERATING DECARBONISATION

Implementation:

Internal Carbon Pricing
- Emissions avoidance (Energy efficiency improvement, waste diversion)
- Energy substitution (Renewable energy)

Engaging with stakeholders to reduce Scope 3 emissions
- Upstream - Suppliers (Sustainable procurement and supply chain practices)
- Downstream - Tenants (Green leases)

2021
- Supported the recommendations of the **Task Force on Climate-related Financial Disclosures (TCFD)**
- Committed to setting near-term science-based emissions reduction targets aligned with a **1.5°C pathway under the Paris Agreement.**
- Introduced the **nation's first internal Carbon Pricing** framework

2022
- Introduced the **Green Lease** Partnership Programme
- Submitted reports on climate change and water security to the **Carbon Disclosure Project (CDP)**
- Embarked on **sustainable financing** to accelerate ESG transformation

2023
- Introduced **incentives** under the Internal Carbon Pricing framework for renewable energy and waste diversion
- Established an **embodied carbon emissions roadmap** for Building Materials and Quarry products
- Launched a **black soldier fly composting site** to tackle food waste

Business as usual
Net zero pathway

2010

Targets

Annual	By 2030	By 2050
Reduce Scope 2 and Scope 3* GHG emission intensity (tonnes CO_2e/m^2/year) at 3.5-4.0% annually through to 2030 using FY2022 as the baseline. * Scope 3 emissions only consist of emissions from tenants' energy consumption which are categorised under Category 13: Downstream Leased Assets.	Source at least 40% of the total electricity consumption from renewable energy sources (5% locally generated, 35% purchased from green sources/solar farms) by 2030	Achieve Net Zero GHG emissions across Scope 1, Scope 2 and Scope 3 emissions by 2050

GETTING TO NET ZERO

- To achieve net zero carbon emissions by 2050, we plan to focus on carbon offset technology and have invested in a research centre for carbon dioxide capture and utilisation.
- Carbon offset is the last resort after we have maximised our resources.

Implementation:

- Carbon capture and storage
- Investment in large-scale renewable energy

Global temperature is estimated to rise between 4.0°C and 5.0°C above pre-industrial levels without any mitigation efforts.

2024-2025

- Initiated efforts to evaluate and align with **IFRS S1 and S2**
- Installed more than 15 MWp of **rooftop solar PV** cells as of 2025
- Sunway Hotels & Resorts partnered with Saxon Renewables to launch a guest voluntary carbon offset programme, supporting certified climate and conservation projects across Southeast Asia

2030

By 2030, we will reduce our residual emissions by **45%.**

2050

Global warming is limited to 1.5°C with mitigation efforts, in line with the Paris Agreement goal.

Net Zero Roadmap

CLIMATE RESILIENCE

Sunway adopts a proactive approach to adjusting its strategy and business model in response to climate change across the short, medium and long term. The Company's strong financial position and stable cash flow enable climate-risk mitigation without material strain. Short-term actions, such as drainage upgrades and routine maintenance, are budgeted annually, while medium- to long-term capital is reserved for major resilience projects to ensure sustained protection of assets across all sectors.

There is no significant risk of material adjustments to the Company's financial statements expected within the next annual reporting period, and Sunway faces no material technology- or market-driven transition risks to its business model. Rooftop damage from heavy rainfall poses a greater cost risk than flooding, which remains largely theoretical. Most rooftops across Sunway properties will require enhanced mitigation measures to address current and future water seepage, an issue expected to worsen over the next 80 years as rainfall intensity increases by 16%.

Sunway's forward-looking approach protects asset value and supports long-term growth in a changing climate. The Company continues to prioritise investments in flood prevention and sustainable building practices and plans to adopt nature-based solutions and climate-adaptive designs to enhance resilience and attract sustainability-oriented tenants and investors. A key part of this strategy is the inclusion of climate-risk assessments in all new property acquisitions and the long-term plan for each business division to monitor the need to purchase TNB's Green Electricity Tariff (GET) as part of Sunway's commitment to achieving net zero by 2050.

Metrics and Targets

Emissions Reduction Targets

We are committed to accelerating our efforts to reduce residual emissions through improved energy efficiency and a transition to cleaner energy sources. Our managed assets and industrial sites are projected to remain within their reduction targets, achieving annual decreases of 3.5% to 4% in BEI and EUI up to 2030. This aligns with the IPCC goal of a 45% reduction in carbon emissions by 2030, as well as Malaysia's Nationally Determined Contribution (NDC) to lower carbon intensity per GDP by 45% from 2005 levels.

To improve energy efficiency, we have established energy intensity targets for our managed assets that account for both purchased electricity and renewable energy consumption. We benchmark our energy intensity baselines against recognised industry standards such as the Green Building Index (GBI) and Singapore's Building and Construction Authority (BCA) Benchmarking Report. In addition, we have set emissions intensity targets covering Scope 2 and 3* emissions, excluding renewable energy consumption as part of our transition to cleaner sources. Following a review of the latest benchmarking data, we have updated the energy intensity targets for our Healthcare division beginning in 2025, with 2024 performance recalculated based on the revised methodology.

Sunway is committed to ensuring that all buildings completed from 2025 onwards obtain green building certification, such as GreenRE and GBI. This commitment aligns with our broader climate goals and supports efforts to reduce electricity consumption and enhance energy efficiency across our developments.

To advance our ambition of achieving net zero carbon emissions by 2050, with an interim target of reducing GHG emissions by 45% by 2030, we have implemented a carbon pricing framework alongside a comprehensive climate strategy that includes:

- Expanding solar adoption across multiple business divisions to reduce dependence on fossil fuel-based electricity.
- Enhancing operational efficiency to lower energy use and emissions.
- Conducting risk assessments and mitigation planning to address both physical and transition risks associated with climate change.

In 2025, nearly all business divisions achieved their GHG emissions intensity targets, with the exception of the Leisure division, which faced operational challenges in reducing emissions. The following initiatives reaffirm Sunway's commitment to achieving its 2030 and 2050 emissions reduction targets, while ensuring continued alignment with global climate action frameworks and national regulatory requirements:

- ICP which assigns a monetary value to carbon emissions to guide investment and operational decisions.
- Renewable energy expansion, through the continuous installation of solar systems across our properties.
- Energy efficiency enhancements, implemented throughout our buildings and operations.

Emissions Calculation Methodology

Sunway's GHG inventory is prepared in accordance with the GHG Protocol Corporate Accounting and Reporting Standard and covers Scope 1, Scope 2, while Scope 3 emissions are calculated in accordance with the GHG Protocol Corporate Value Chain (Scope 3) Accounting and Reporting Standard. Our organisational boundary is defined based on financial control, and is periodically reviewed to reflect our latest ownership structure and level of operational influence across business units. In FY2025, Sunway Berhad expanded its boundary to include its subsidiary, Sunway Construction, in emissions calculations.

Sunway's GHG accounting framework emphasises transparency, completeness, and consistency, supported by periodic boundary reviews to reflect changes in ownership. Emissions are calculated using activity data and standardised emission factors sourced from the Malaysian Energy Commission and the UK Department for Environment, Food and Rural Affairs (DEFRA).

In 2025, we continued to strengthen data quality and consistency across business divisions by applying harmonised methodologies and verified data. The Company has disclosed Scope 1 and Scope 2 emissions, as well as eight of the 15 Scope 3 categories determined to be relevant to our operations, providing a clearer and more comprehensive view of emissions across our core business areas. The financial control approach will be applied consistently across future reporting periods, supporting comparability and reinforcing alignment with the objectives of IFRS S2.

Entity Type	Treatment in Sunway Berhad's Scope 1 & 2	Treatment in Sunway Berhad's Scope 3
Parent (Sunway Berhad)	100% of consolidated emissions	100% of relevant upstream and downstream categories included
Subsidiaries	100% of consolidated emissions	100% of relevant upstream and downstream categories included
Associates	Not included	Included under Category 15 (Investments), based on the Company's equity share (%) of the investee's total Scope 1, Scope 2 and Scope 3 emissions

Net Zero Roadmap

Our Performance

The increase in emissions from 2022 to 2025 is primarily due to the inclusion of Sunway Construction and Sunway REIT. The year-on-year rise in Scope 3 emissions reflects broader category coverage, while the higher Scope 2 emissions avoidance in 2025 is driven by renewable energy generation from Sunway Construction.

TOTAL CO_2e EMISSIONS AND CO_2e EMISSIONS AVOIDANCE BY YEAR

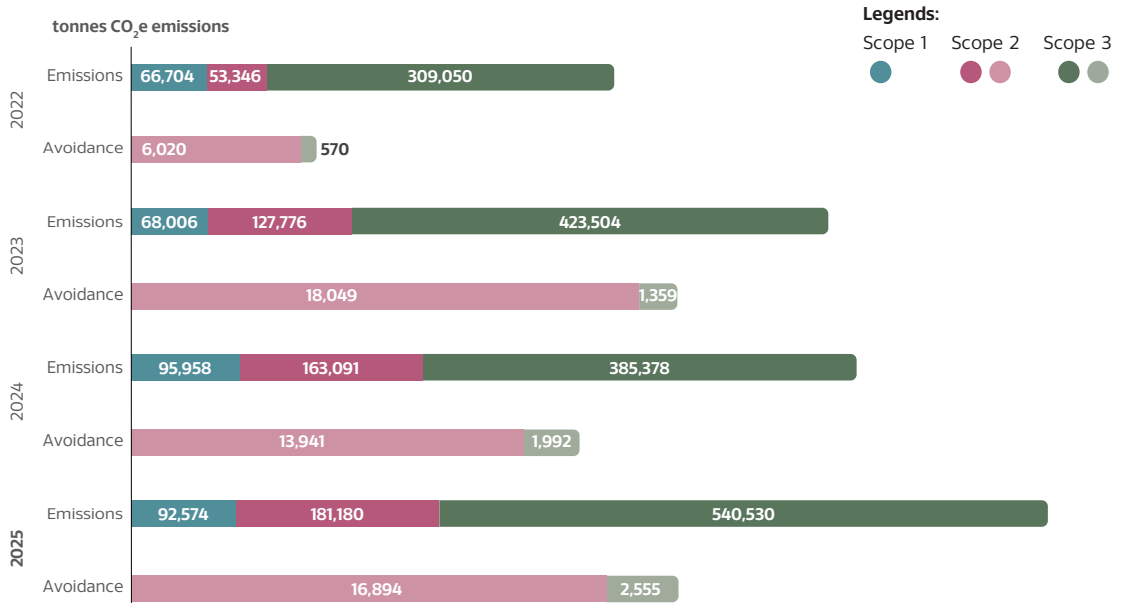

Emission Avoidance

Renewable Energy	**16,894** tonnes CO_2e emissions
Purchased goods and services	**1,976** tonnes CO_2e emissions
Waste diverted from operations	**579** tonnes CO_2e emissions
Carbon sequestrated from 274,562 trees in Sunway townships[1]	**5,766** tonnes CO_2e emissions

[1] One tree absorbs approximately 21 kg of CO_2e

TOTAL CO_2e EMISSIONS IN 2025 (SCOPES 1, 2 AND 3)

Company facilities
88,434
tonnes CO_2e emissions

Purchased electricity (national grid)
181,180
tonnes CO_2e emissions

Company vehicles
4,140
tonnes CO_2e emissions

-6,117
tonnes CO_2e emissions from carbon offsets

-17,607
tonnes CO_2e emissions from carbon offsets

Category 1: Purchased goods and services
354,886
tonnes CO_2e emissions

Category 4: Upstream transportation and distribution
1,658
tonnes CO_2e emissions

Category 5: Waste generated in operations
10,379
tonnes CO_2e emissions

Category 6: Business travel
2,801
tonnes CO_2e emissions

Category 7: Employee commuting
14,677
tonnes CO_2e emissions

Category 9: Downstream transportation and distribution
2,110
tonnes CO_2e emissions

Category 13: Downstream leased assets
50,221
tonnes CO_2e emissions

Category 15: Investments
103,797
tonnes CO_2e emissions

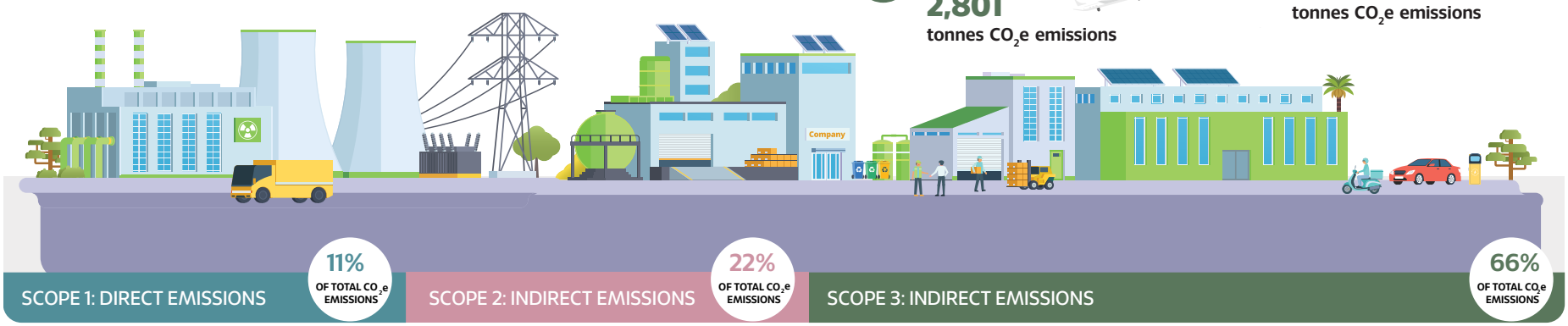

Note: Figures stated may not add up due to rounding of decimals.

Net Zero Roadmap

Emissions Reduction Targets

We are determined to step up our efforts to reduce our residual emissions by improving energy efficiency and transitioning to cleaner energy. Our managed assets and industrial sites are expected to remain below the targets set, which are reduced annually by 3.5% to 4% up to 2030, in line with the IPCC target of a 45% reduction in carbon emissions by 2030. This is also in line with Malaysia's NDC to reduce carbon intensity against gross domestic product by 45% by 2030 relative to 2005 levels.

We benchmark our energy intensity target baseline against industry guidelines such as the GB and Singapore's Building and Construction Authority (BCA) Benchmarking Report. In addition, we have also set emissions intensity targets that include Scope 2 and 3* emissions. Energy consumption from renewable energy is excluded from our emissions intensity performance as we transition towards the use of cleaner energy.

Energy Intensity Targets

Business Division	Unit	Target									Performance
		2022	2023	2024	2025	2026	2027	2028	2029	2030	2025
Office	kWh/m²	150	144	138	**133**	127	122	117	113	108	**120**
Retail		350	336	323	**310**	297	285	274	263	252	**258**
Hospitality		290	278	231	**222**	213	205	197	189	181	**188**
Healthcare		342	328	315	**329**	316	303	291	279	268	**296**
Student & Healthcare Residence		104	100	96	**92**	88	85	81	78	75	**82**
Leisure	kWh/person	7.02	6.78	6.54	**6.31**	6.09	5.88	5.67	5.47	5.28	**8.57**

Emissions Intensity Targets

Business Division		Unit	Target									Performance
			2022	2023	2024	2025	2026	2027	2028	2029	2030	2025
Office		tonnes CO_2e/m^2	0.146	0.141	0.135	**0.130**	0.124	0.119	0.115	0.110	0.106	**0.089**
Retail			0.297	0.286	0.274	**0.263**	0.253	0.243	0.233	0.224	0.215	**0.199**
Hospitality			0.254	0.244	0.233	**0.223**	0.214	0.206	0.198	0.190	0.182	**0.147**
Healthcare			0.255	0.245	0.235	**0.246**	0.236	0.226	0.217	0.209	0.200	**0.230**
Student & Healthcare Residence			0.130	0.125	0.120	**0.115**	0.111	0.106	0.102	0.098	0.094	**0.064**
Leisure		tonnes CO_2e/person	0.0053	0.0051	0.0050	**0.0048**	0.0046	0.0045	0.0043	0.0041	0.0040	**0.0064**
Building Materials	Sunway Paving Solutions	tonnes CO_2e/ '000 m²	1.92	1.85	1.79	**1.73**	1.67	1.61	1.55	1.50	1.44	**1.18**
	Sunway Spun Pile	tonnes CO_2e/tonnes	0.0160	0.0154	0.0149	**0.0143**	0.0138	0.0134	0.0129	0.0124	0.0120	**0.0087**
	Sunway VCP		0.80	0.77	0.74	**0.72**	0.69	0.67	0.64	0.62	0.60	**0.66**
Quarry	Premix Products		0.049	0.047	0.044	**0.043**	0.041	0.040	0.038	0.037	0.036	**0.030**
	Quarry Products		0.00191	0.00184	0.00178	**0.00172**	0.00166	0.00160	0.00154	0.00149	0.00144	**0.00133**

Note:

1. Sunway REIT and Sunway Construction targets and performance are reported in their respective FY2025 sustainability report/statement.

* Scope 3 emissions only consist of emissions from tenants' energy consumption which are categorised under Category 13: Downstream Leased Assets.

Scope 1, 2 and 3 Emissions Intensity (tonnes CO_2e/RM'000)

Overall Company

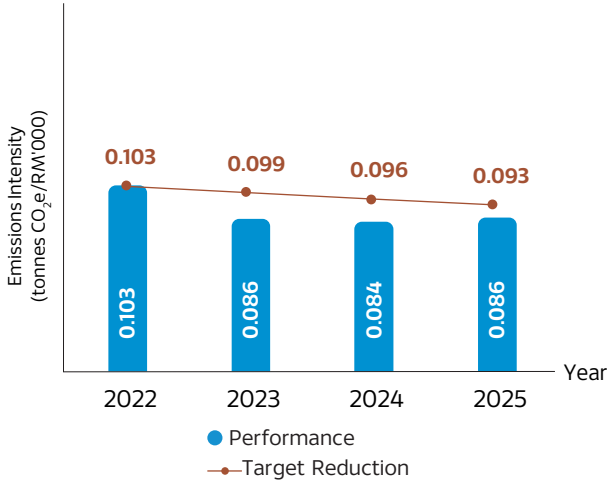

Scope 1, 2 and 3 Emissions Intensity by Business Divisions for 2025 (tonnes CO_2e/RM'000)

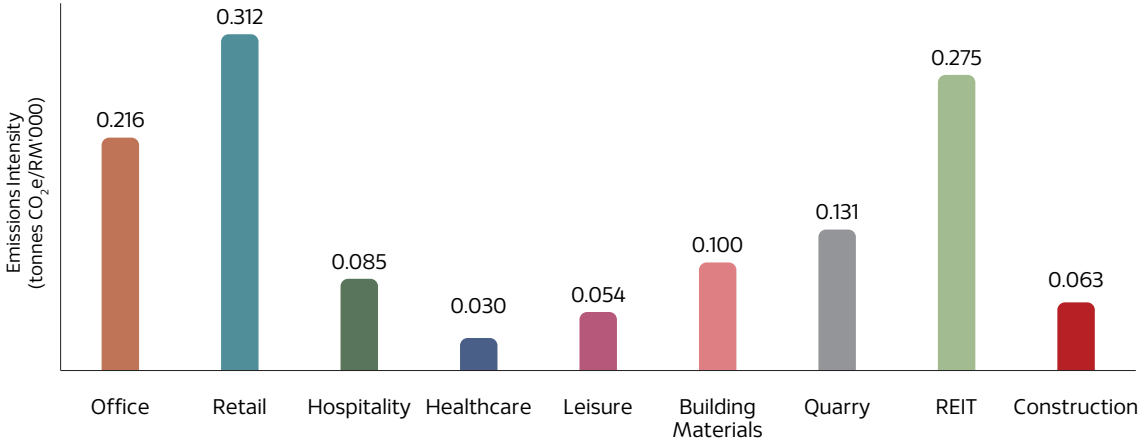

REIT

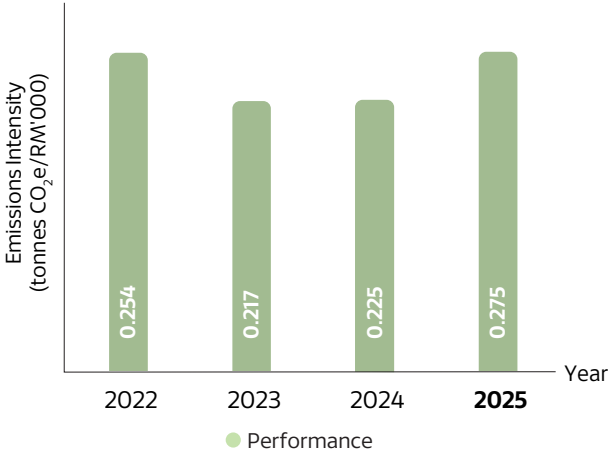

Construction

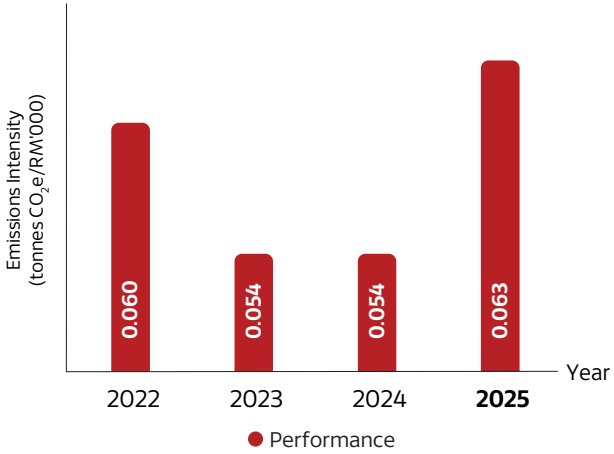

Notes:
1 Target reduction for Sunway REIT and Sunway Construction can be referred in their respective sustainability report/statement.
2. Scope 3 emissions consists of emissions from tenants' energy consumption, categorised under Category 13: Downstream Leased Assets and Sunway REIT's emissions, categorised under Category 15: Investments.
3. Sunway Construction's total emissions include only Scope 1 and Scope 2.

Net Zero Roadmap

Scope 1, 2 and 3 Emissions Intensity (tonnes CO_2e/RM'000)

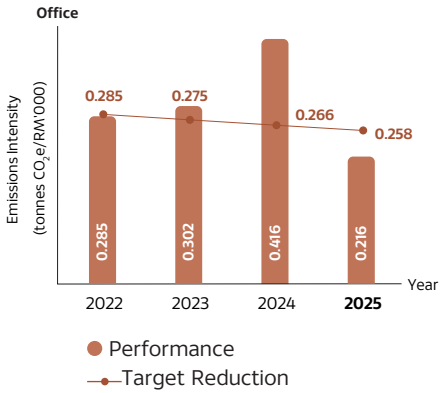

Emissions intensity decreased by 24% from 2022

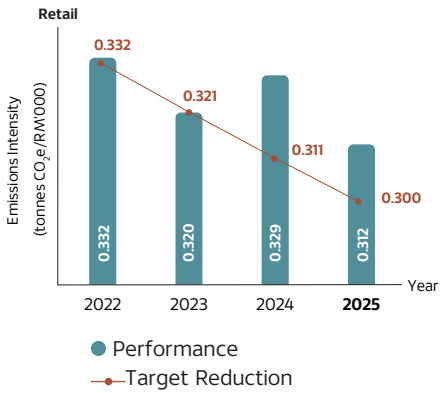

Emissions intensity decreased by 6% from 2022

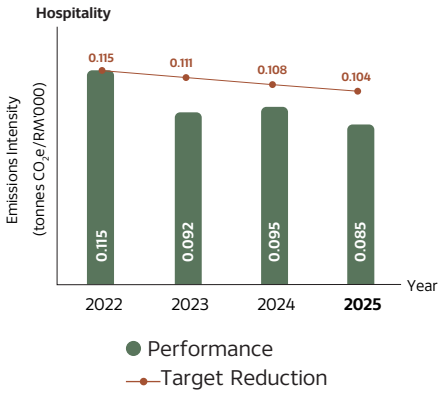

Emissions intensity decreased by 26% from 2022

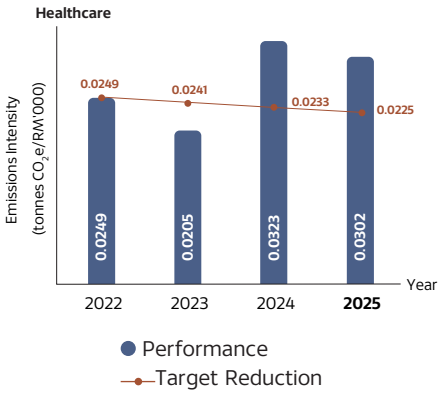

Emissions intensity increased by 21% from 2022

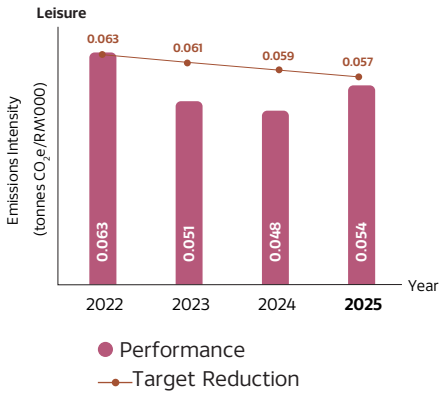

Emissions intensity decreased by 14% from 2022

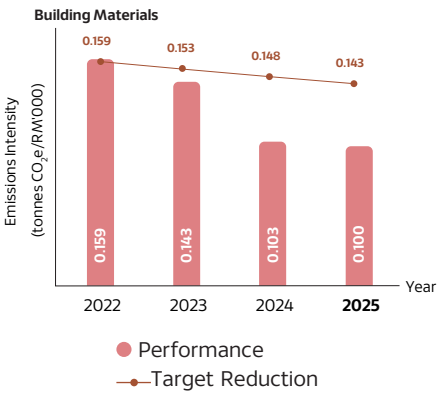

Emissions intensity decreased by 37% from 2022

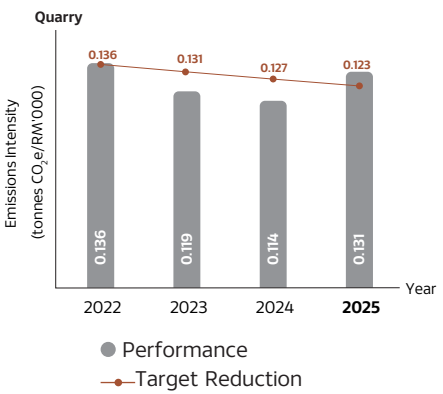

Emissions intensity decreased by 3% from 2022

Notes:

1. Company refers to the following business divisions: Office, Retail, Leisure, Hospitality, Healthcare, Building Materials and Quarry.
2. Quarry only includes Sunway Quarry Industries.
3. Emissions per revenue are based on the latest available data, with a 3.3% target reduction applied. Figures reflect the most current information at the time of reporting and may be refined as part of ongoing data improvement efforts.

Adapting to **Climate Change**

GRI 3-3, 203-1, 203-2, 304-1, 304-2, 304-3

The World Bank projects that nearly 70% of the global population will live in cities by 2050[1]. With this rapid urbanisation come both opportunities and challenges. Research published in Nature Cities has shown that intensified urbanisation can worsen extreme droughts by creating drier conditions that suppress light rainfall and heighten local water stress[2]. Yet, as more than 80% of global GDP is generated in urban areas, well-managed urbanisation presents immense potential to drive sustainable growth through innovation, productivity, and inclusive development[3].

At Sunway, we recognise urbanisation as a defining megatrend that must be approached responsibly. As we continue to build a harmonious and inclusive future, we remain focused on addressing social and economic challenges such as climate change and resource constraints. Our commitment lies in developing sustainable townships and integrated communities that adapt to a changing climate while fostering resilience, inclusivity, and shared prosperity for all.



[1, 3] *Urban Development, n.d, World Bank*
[2] *Huang et. al., 2024, Nature Cities*

BUILDING SUSTAINABLE CITIES & TOWNSHIPS

Sunway is committed to ensuring that all new buildings and townships developed from 2025 onwards achieve green certification, reducing the overall environmental impact of the built environment. Beyond our own developments, we aim to inspire other projects across the region to adopt sustainable practices that prioritise preservation, conservation, restoration, and rehabilitation.

To minimise environmental and social impacts, we have established policies that guide responsible development and promote regeneration of surrounding areas. Through these efforts, we strive to create spaces that not only meet community needs but also enhance environmental quality and long-term urban resilience.

Principles of Conduct

Green Township Policy & Green Building Policy

- Integrating sustainable practices in development, operations and management, from the conceptualisation process up to the design, construction, operation and maintenance of buildings and infrastructure
- Designing and producing built environment that facilitates healthy lifestyles and emphasises the well-being of the community

For more information about our Green Building Policy, visit: https://www.sunway.com.my/wp-content/uploads/2025/04/Sunway-Berhad-Green-Building-Policy-240425.pdf

For more information about our Green Township Policy, visit: https://www.sunway.com.my/wp-content/uploads/2023/04/Sunway-Berhad-Green-Township-Policy.pdf

Biodiversity Policy

- Complying with all relevant environmental legislation and obligations imposed by governments or regulators
- Integrating biodiversity considerations in internal strategic and decision-making processes of the Company, as well as in the analysis, management and reporting of long-term risks
- Applying the principle of mitigation hierarchy (avoiding, minimising, restoring and compensating as a last resort) in negative impacts, for all phases of our businesses/projects
- Avoiding or reducing deforestation associated with our activities and supply chain
- Maintaining natural water bodies to serve as retention ponds to mitigate flooding and enable aquatic creatures to thrive

For more information about our Biodiversity Policy visit: https://www.sunway.com.my/wp-content/uploads/2025/04/Sunway-Berhad-Biodiversity-Policy-240425.pdf

Adapting to Climate Change

BUILDING RESILIENT CITIES

We outline our approach to sustainable development, which entails designing and constructing green buildings and townships, reducing negative impacts to the local ecology and biodiversity, as well as establishing standard operating procedures for:

BIODIVERSITY CONSERVATION
Optimising land use, conserving green areas, reducing impact on the environment, protecting natural hydrological systems and water bodies, and reducing water pollutants

OTHER GREEN FEATURES
Incorporate any other green features that will enable environmental data in the building to be recorded, tracked and monitored for performance improvement

GREEN CONSTRUCTION MANAGEMENT
Practising waste separation at source, minimising construction waste, reducing material usage by recycling and refurbishing materials for infrastructure works, conserving resources in construction and reducing site sedimentation and pollution

ENERGY EFFICIENCY
Utilisation of renewable energy, energy-efficient technologies and efficient management of energy usage in buildings and facilities

BUSINESS AND INNOVATION
Generating opportunities and collaborations for businesses in the public-private sector and promoting the use of innovative and sustainable solutions to reduce carbon emissions

SUSTAINABLE MATERIALS
Encourage and promote the use of sustainable building materials to reduce demand for virgin materials and reduce waste

INDOOR ENVIRONMENTAL QUALITY
Design for minimum Indoor Air Quality (IAQ) performance in buildings to ensure comfort and well-being of building occupants

WATER MANAGEMENT
Utilisation of water-efficient fixtures and efficient management of water usage in buildings and facilities

SOCIAL COHESION AND COMMUNITY PLANNING
Provision of inclusive facilities within walking distance, robust security system, facilities for the disabled and an extensive range of facilities to support the communities' educational, social and economic needs

TRANSPORTATION AND CONNECTIVITY
Providing pedestrian walkways to reduce the use of vehicles and promoting well-connected internal and external roads and linkages, as well as sustainable public transportation facilities

Sunway Cities' **Portfolio**

GRI 3-3, 203-1, 203-2, 304-1, 304-2, 304-3

SUNWAY CITY KUALA LUMPUR

Inception date	Inception size	Classification
1986	**800 acres**	**Brownfield**

PEDESTRIAN INFRASTRUCTURE

- 100% walkable with elevated walkways and underground connectivity

LOW-CARBON EMISSIONS VEHICLE SUPPORT

- Electric vehicle parking bays are provided at Sunway Pyramid Mall, Menara Sunway, Sunway Square, Sunway University, Sunway Pinnacle and SMC at Sunway City Kuala Lumpur

40%	22	31,179	142,291
Greenscapes & bluescapes	Bird species	Native plants	Adaptive plants

TOWNSHIP AWARDS & RECOGNITIONS

- The Edge Malaysia Property Excellence Award 2025 for Master Plan Excellence
- Subang Jaya City Council (MBSJ) Low Carbon City Awards 2021 – Diamond recognition
- Malaysia Green Building Council (MGBC) 10th Anniversary 2019 – Top 10 Green Buildings of the Decade Award
- Malaysia Institute of Planners Low Carbon City Award 2017
- IDC Smart City Asia Pacific Awards (SCAPA) 2017 – Top Smart City Initiative (Asia Pacific), Smart Buildings category
- StarProperty.my Awards 2016 – Best Township with 'The Five Elements Development' Award
- Malaysia's First GBI-Certified Township 2012 – Silver rating

SAFE CITY

- More than 10,000 CCTVs
- 4 tourist police officers
- Integrated with Crime Prevention Through Environmental Design (CPTED)
- 14 patrol cars
- No-smoking zones
- Close to 900 auxiliary and plainclothes police and security guards

SUNWAY CITY IPOH

Inception date	Inception size	Classification
1995	**1,346 acres**	**Greenfield and Brownfield**

PEDESTRIAN INFRASTRUCTURE

- 100% walkable

55% Greenscapes & bluescapes[1]	20 acres Sunway Organic Farm[2]

TOWNSHIP AWARDS & RECOGNITIONS

- FIABCI Prix d'Excellence Award – 2015 World Gold Winner, Resort Category (Lost World of Tambun); 2012 Resort Category (The Banjaran Hotsprings Retreat)
- FIABCI Malaysia Property Award – 2014 Resort Category (Lost World of Tambun); 2010 Best Master Plan Township; 2011 Resort Category (The Banjaran Hotsprings Retreat)
- The Edge Property Excellence Award – 2024 Master Plan Excellence (Sunway Property Ipoh); 2011 PAM Green Excellence Award (The Banjaran Hotsprings Retreat)
- The Edge Malaysia's Outstanding Sustainable Resort 2020 – The Banjaran Hotsprings Retreat
- The Star Best Holiday Homes 2020 – Onsen Suites
- Mayor's Landscape Award 2013 – By the Mayor of Ipoh

SAFE CITY

- 510 CCTVs
- Auxiliary police
- Patrol cars
- No-smoking zones
- Integrated with Crime Prevention Through Environmental Design (CPTED)

[1] *Preserved in the form of natural mountains, lakes, geothermal hot springs and landscaped buffer zones next to hills*

[2] *Types of fruits and vegetables: durian, rambutan, okra, water spinach, corn, choy sum, cucumber, purple spinach*

Sunway Cities' Portfolio

SUNWAY CITY ISKANDAR PUTERI

Inception date: **2012** | Inception size: **2,000 acres** | Classification: **Greenfield**

PEDESTRIAN INFRASTRUCTURE

- Ground walkway

LOW-CARBON EMISSIONS VEHICLE SUPPORT

- Electric vehicle parking bays are provided at Sunway Big Box Retail Park, Sunway Citrine Hub, Sunway GRID Residence and X Park Sunway City Iskandar Puteri, Starbucks Drive Thru, Wisma Sunway Big Box and Sunway Big Box Hotel

40%	30	>534,000
Greenscapes & bluescapes	Species of birds and mammals	Trees and shrubs planted

TOWNSHIP AWARDS & RECOGNITIONS

- GBI-Certified Township 2019 – Silver rating
- Malaysia Green Building Council's Leadership in Sustainability Awards 2020
- StarProperty Awards 2021 – The Earth Conscious Award
- Green Accord Initiative Award (GAIA) 2021/2022 – Green Townships (Sunway City Iskandar Puteri) and Model Green Commercial & Industrial Buildings (Sunway GRID)
- 19th Annual Best Deal & Solution Awards & ESG Awards 2025 - Best Sustainability & Best ESG Financing in Asia 2025
- Jom Hijau Landscape Competition 2023 – Best Recreational Park (Majlis Bandaraya Iskandar Puteri)
- FIABCI Malaysia Property Award – 2023 Masterplan Category (Sunway City Iskandar Puteri)
- The Edge Best Managed & Sustainable Property Award 2023 – Gold, Below 10 Years Multiple-Owned Strata Residential Category (Sunway Emerald Residence)
- Johor Smart City Award 2024 – Private Sector Category
- Low Carbon City Award 2024 – Masterplan Design 5 Diamonds
- Low Carbon City Award 2024 & 2025 – Zone Category 5 Diamonds
- Low Carbon City Award 2025 – Partner Category 5 Diamonds (Sunway Big Box Retail, Wisma Sunway Big Box & Sunway Big Box Hotel)
- Star Property Real Estate Developer Awards 2025 – Best Comprehensive Township Award
- PLANMalaysia Smart Township Malaysia 2025 Awards – Platinum
- First MARC Gold -graded township in Malaysia (2025)

SAFE CITY

- More than 1,000 CCTVs
- Auxiliary police
- No-smoking zones
- Integrated with Crime Prevention Through Environmental Design (CPTED)
- 2 patrol cars
- 2 patrol bikes
- 2 bicycles
- 3 NineBots

Legend:

- Residential
- Education
- Retail
- Leisure
- Commercial
- Hospitality
- Healthcare
- Transit-Oriented Development
- Free Commercial Zone

Certified Green Townships and Buildings

We continue to enhance and upgrade our townships and buildings by incorporating sustainability practices and elements into our development to build more sustainable cities. We are pleased to report that as of 2025, 2 of our townships and 69 buildings attained green certifications.

CENTRAL		
Type	**Property**	**Green Certification**
Township	Sunway City Kuala Lumpur	GBI - Silver (Planning Assessment)
Residential (New/ Upcoming)	Jernih Residence	GreenRE - Silver (Provisional Cert)
	Sunway Cochrane	GreenRE - Gold (Provisional Cert)
	Sunway D'Hill	GreenRE - Gold (Provisional Cert)
	Sunway Flora Phase 1	GreenRE - Platinum (Provisional Cert)
	Sunway Flora Phase 2	GreenRE - Gold (Provisional Cert)
	Sunway Serene Phase 2	GreenRE - Gold (Provisional Cert)
	Sunway Velocity 3	GreenRE - Gold (Provisional Cert)
Residential (Built)	Sunway Alishan	GreenRE - Gold (Provisional Cert)
	Sunway Artessa	GreenRE - Gold (Provisional Cert)
	Sunway Belfield	GreenRE - Platinum
	Sunway Avila	GreenRE - Gold
	Sunway GEOlake Residence	GreenRE - Gold
	Sunway Nexis - SOHO	GreenMark - Gold (Provisional Cert)
	Sunway Palazzio	GreenMark - Gold
	Sunway Rymba Hills	GreenMark - Gold (Provisional Cert)
	Sunway Serene	GreenRE - Gold (Provisional Cert)
	Sunway SPK 3 Harmoni	GreenMark - Gold (Provisional Cert)
	Sunway Velocity TWO (Tower A & B)	GreenRE - Gold
	Sunway Velocity TWO (Tower C & D)	GreenRE - Gold
	Sunway Vivaldi - Clubhouse	GreenMark - Certified (Provisional Cert)
Non-Residential (New/ Upcoming)	Sunway Enterprise Park Phase 2	GreenRE - Silver (Provisional Cert)
	Sunway Medical Centre Velocity Tower B	GreenRE - Silver (Provisional Cert)
	Sunway Pier	GreenRE - Silver (Provisional Cert)
	Sunway Square Mall (Sunway CP2) - Retail and Cinema	GreenRE - Platinum (Provisional Cert)
	Sunway Square - Sunway University & Jeffrey Cheah Performing Arts Centre	GreenRE - Gold (Provisional Cert)
	Sunway Square - Office Tower 1	GreenRE - Platinum (Provisional Cert)
		LEED - Gold
	Sunway Square - Office Tower 2	GreenRE - Platinum (Provisional Cert)
		LEED - Gold

CENTRAL		
Type	**Property**	**Green Certification**
Non-Residential (Existing)	Sunway College Campus - North & South Building	GreenRE - Platinum
	Sunway Geo Tower	GreenRE - Bronze
	Sunway International School SCKL	GreenRE - Platinum
	Sunway Lagoon Hotel	GreenMark - Gold (Provisional Cert)
		GBI - Certified (Design Assessment)
	Sunway Medical Centre Damansara	GreenRE - Gold (Provisional Cert)
	Sunway Medical Centre Phase 4	GreenRE - Bronze (Provisional Cert)
	Sunway Pinnacle	GBI - Certified (CVA)
		GreenMark - Gold
	Sunway Putra Hotel	GreenRE - Gold
	Sunway Putra Mall	GreenRE - Gold
	Sunway Putra Tower	GreenRE - Platinum
	Sunway Pyramid Hotel	GreenRE - Platinum
	Sunway REIT Hypermarket - Putra Heights	GreenRE - Silver
	Sunway REIT Hypermarket - Ulu Kelang	GreenRE - Silver
	Sunway Resort Hotel	GreenRE - Platinum
	Sunway University - New University Block	GreenRE - Platinum
	Sunway Velocity TWO Office Tower	GreenRE - Platinum
	Sunway Visio Office	GreenRE - Silver

NORTHERN		
Type	**Property**	**Green Certification**
Residential (New/ Upcoming)	Sunway Bayu	GreenRE - Gold (Provisional Cert)
	Sunway Wellesley Serene Villas	GreenRE - Bronze (Provisional Cert)
	Wellesley 3A1	GreenRE - Gold (Provisional Cert)
Residential (Built)	Sunway Dora	GreenRE - Silver
	Sunway MontBleu (Ipoh)	GreenMark - Gold (Provisional Cert)
	Sunway Onsen Suites	GreenRE - Silver
Non-Residential (Existing)	Sunway Carnival Mall (New Wing)	GreenMark - Gold (Provisional Cert)
		GreenRE - Gold
	Sunway Medical Centre Ipoh	GreenRE - Silver (Provisional Cert)
	Sunway Medical Centre Penang	GBI - Certified (Design Assessment)
	Sunway Property @ Anson Road	GBI - Certified (Design Assessment)

Sunway Cities' Portfolio

SOUTHERN		
Type	**Property**	**Green Certification**
Township	Sunway City Iskandar Puteri	GBI - Silver (Planning Assessment)
Residential (New/ Upcoming)	Sunway Aviana	GreenRE - Silver (Provisional Cert)
	Sunway Lenang Heights (Manor & Lavie)	GreenRE - Silver (Provisional Cert)
	Sunway Lakehills	CASBEE - 5 Stars (PDA Cert)
	Sunway Lenang Heights (Phase 6)	GreenRE - Silver (Provisional Cert)
	Sunway Majestic	CASBEE - 5 Stars (PDA Cert)
	Sunway Maple	GreenRE - Platinum (Provisional Cert)
Residential (Built)	Sunway GRID Residence	GreenRE - Gold
Non-Residential (New/ Upcoming)	Equalbase 103 Warehouse 3	GreenRE - Gold (Provisional Cert)
	Equalbase 103 Warehouse 312	GreenRE - Gold (Provisional Cert)
Non-Residential (Existing)	SJK(C) Cheah Fah	GreenRE - Platinum (Provisional Cert)
	Sunway Big Box Retail Park	GreenRE - Bronze
	Sunway Citrine Hub	GreenRE - Bronze
	Sunway Grid Hub	GreenRE - Silver (Provisional Cert)
	Sunway Southern Region Office	GBI - Certified (CVA)
	Sunway Wisma Big Box	GreenRE - Gold

Integrated Urban Regeneration

Urban regeneration is central to our vision of building sustainable and inclusive cities, particularly as greenfield opportunities become increasingly limited. At Sunway, we champion urban regeneration by developing integrated projects within brownfield areas and enhancing existing developments through improved connectivity and integrated transport systems.

By revitalising older buildings and urban spaces, we help preserve inner-city communities, rejuvenate underutilised assets, and create vibrant, thriving environments that sustain economic activity and social cohesion. Notable examples of our successful urban regeneration initiatives include Sunway Velocity and Sunway Putra, both of which exemplify our commitment to transforming existing spaces into dynamic, future-ready communities.

Sunway Velocity – Breathing Life into Downtown Kuala Lumpur

Sunway Velocity demonstrates our approach to regenerating underutilised urban land into a well-connected, mixed-use township. Built on a formerly fragmented site, the development integrates retail, healthcare, education, hospitality, offices, and residences, supported by strong public transport connectivity. The precinct continues to evolve through seamless pedestrian connectivity across the Sunway Velocity ecosystem. An integrated network of covered link bridges connects Sunway Velocity Mall with Sunway Velocity TWO and the upcoming Sunway Velocity 3, with connectivity extending to MRT Cochrane Station and the future Sunway Cochrane development.

Sunway Putra – Restoring Kuala Lumpur's Urban Heritage

Sunway Putra reflects our commitment to rejuvenating established city assets through adaptive reuse and thoughtful refurbishment. By revitalising a decades-old development within Kuala Lumpur's Diamond Triangle, we have reintroduced a dynamic mix of hospitality, retail, and office spaces that serve both local communities and visitors. Ongoing upgrades ensure the development remains inclusive, functional, and responsive to evolving urban needs.

ENERGY MANAGEMENT

Energy is a major component of Sunway's operating costs, with electricity expenses amounting to RM110 million annually. As the largest source of GHG emissions, energy use remains a key focus area in Sunway's sustainability strategy. The Retail division records the highest emissions intensity per RM earned, while the Building Materials division faces growing pressure to decarbonise due to the carbon-intensive nature of cement, steel, and concrete. Market demand for low-carbon materials such as green cement and recycled aggregates from developers and government projects further reinforces the need for greener operations and products. Energy management was ranked among Sunway's top seven material issues in the 2024 materiality assessment, driving resource allocation and mitigation priorities.

We have been consistent in our efforts to effectively manage the environmental footprint of our operations and activities. This includes investing in clean technology to transition towards renewable energy and further improving our energy, water and waste management, and adopting best practices in pollution control while actively promoting circular economy principles. In addition, we actively explore new solutions to reduce energy consumption and optimise operational efficiency across our operations.

Scenario Analysis Methodology

Energy-management risks and opportunities are identified and assessed through a structured process that combines utility-billing records, energy audits, and continuous monitoring across all owned and managed property-investment assets. To enhance data accuracy, the Company has introduced automated data-validation routines.

Sunway's energy risk management centres on catering to the following demands:

1. **Demand for green operations** – ensuring that investment properties such as malls, offices, and hotels progress toward Net Zero operations to meet future tenant and customer expectations.
2. **Demand for green products** – reducing cradle-to-gate embodied carbon in production processes to maintain competitiveness and meet growing market demand for low-carbon building materials, especially in our trading and manufacturing division.

Risks and Opportunities

Energy-related risks are fully integrated into the ERM Framework as value chain risks, with oversight provided by the Board Risk Committee, following escalation by the Group Risk Management Department. Further deliberation of the energy risks and opportunities is conducted through internal discussions involving the Company's risk, finance, and sustainability teams.

Managing our Environmental Impact

Time Horizon	Risks	Opportunities	Changes in Financial Performance and Cash Flow	Mitigation Strategies
Short Term	• Rising utility costs may increase operating expenses and reduce overall profitability. • Power failure could result in adverse operational and financial impact to divisions such as Retail and Healthcare.	Implementing energy-saving initiatives and consumption of renewable energy can lower operational expenses and strengthen resilience against energy price fluctuations.	Early gains from LED retrofits, chiller optimisation, and rooftop solar will free up working capital for reinvestment in low-carbon initiatives or to reduce short-term debt. Continued expansion of renewable energy, targeting 40% by 2030, is expected to generate cumulative savings of around RM80 million by the Company.	• Improving energy efficiency and substituting with cleaner energy. • Back-up generators and uninterrupted power supply systems ensure continuous power supply to essential equipment/areas • Ensure disaster recovery procedures are in place to ensure safety and security measures are not impacted
Medium Term	Inefficient energy management and lack of low-carbon transition planning could lead to ESG non-compliance and exposure to higher operating and reputational risks.	Proactive investment in sustainable energy management systems supports compliance with green building standards, enhances brand reputation and provides access to green/transition financing programmes.	Enhanced energy performance to achieve green building certifications will further support higher leasing rates and lower vacancy rates across office, retail, and hospitality assets. Sunway Berhad's sustainable finance commitments (>RM500 million) are linked to sustainability targets, including BEI. Achieving BEI targets drives direct energy cost savings and may unlock financing incentives.	Continuous implementation and enhancement of the Group's ICP mechanism and Green Lease Partnership Programme to incentivise energy efficiency and low-carbon operations.
Long Term	Rising energy consumption and carbon emissions may hinder achievement of net zero and emission intensity targets, and increase exposure to future carbon pricing or regulatory penalties.	Long-term asset value preservation through adoption of low-carbon energy solutions.	Improved energy resilience insulates the Company from rising grid tariffs and carbon pricing, smoothing cash-flow volatility.	Improve energy performance through efficiency measures and low-carbon technologies, complemented by carbon offsets or CCUS where feasible, to stay on track with emission intensity targets.

Current Effects

- Utilities spend of RM110 million in FY2025 (1% of revenue).
- Capital allocation: Nearly RM30 million invested in solar PV installation as of FY2025.

Anticipated Effects

- Implementation of the mandatory GET is estimated to cost the Company RM12.3 million.
- Physical climate stress, such as heat waves, may increase cooling loads by 3–5% by 2030, requiring resilience investments in HVAC systems and building envelope upgrades.
- Opportunities to differentiate our assets remain strong, as green-certified buildings command 3–5% higher rental premiums and lower vacancy rates, enhancing asset valuations within our property investment portfolio.
- No sudden or unexpected costs are anticipated.
- With a target to reduce energy consumption by 4% year-on-year, potential annual savings are estimated at RM1.8 million, translating to total projected savings of over RM10 million between 2025 and 2030.

Strategies

Sunway Berhad has embedded energy management into its core business strategy to enhance efficiency and reduce emissions. The Company employs a systematic approach that includes real-time monitoring of chiller and HVAC systems, continuous tracking through building management systems, and regular energy audits to identify opportunities to save energy. Energy performance is monitored under the ICP framework, with reductions in energy intensity aligned to Company-wide GHG emission targets. Sunway also applies lifecycle cost analysis when upgrading energy-intensive equipment, prioritising long-term efficiency and resilience over short-term savings.

Energy Efficiency

The implementation of the following energy efficiency initiatives is an ongoing effort across our operations:

- Replacing conventional lights with LED lights
- Upgrading old electrical appliances and parts with newer, efficient ones
- Installing or replacing large appliances such as chillers, Air Handling Units (AHU), lifts and transformers
- Optimising air-conditioning temperatures to save energy
- Fixing motion sensors to detect movement and adjust lighting accordingly
- Turning off lights and reducing lighting at set hours every day
- Renovating buildings to maximise natural light and ventilation
- Applying Building Energy Management System (BEMS)
- Utilising smart meter systems

Low-Carbon Energy Alternatives

Switch to cleaner fuels for business divisions with high energy consumption.

- Use of natural gas (NG) in kiln firing for Building Materials division
- Use of NG to heat aggregates in the Quarry division.

Energy Conservation

- Raising awareness to minimise energy consumption through Earth Hour participation and quizzes.
- Optimising daily energy usage at all our properties according to occupancy and tenant utilisation.

Renewable Energy

- Since 2018, we have been installing solar panels in our buildings to generate clean energy, cutting grid consumption by 5%. In 2025, we installed solar panels in 34 assets, generating 22 GWh renewable energy and avoiding more than 16,800 tCO_2e emissions.

Metrics and Targets

We monitor our energy performance through BEI and EUI across our business divisions. We have set year-on-year reduction targets of 4% from the 2022 base year through to 2030. The targets and corresponding performance are presented on page 52.

Managing our Environmental Impact

ENERGY CONSUMPTION

To support our energy reduction targets, we are stepping up efforts to reduce residual emissions by improving energy efficiency and transitioning to cleaner energy sources. In addition, we have established emissions intensity targets covering Scope 2 and Scope 3 emissions, as we advance towards cleaner energy use.

Total Energy Consumption (MWh) By Business Division in 2025

Purchased Electricity
417,969 MWh

Diesel
85,182 MWh

Renewable Energy
21,828 MWh

Light Fuel Oil (LFO)
164,922 MWh

Liquefied Petroleum Gas (LPG)
23,110 MWh

Natural Gas (NG)
146,891 MWh

Total:
859,902 MWh

Note:
1. Figures stated may not add up due to rounding of decimals.
* Renewable energy includes solar PV generation and purchase of GET.

Retail	62,221 MWh	4,300 MWh	5 MWh	4,341 MWh	17,441 MWh
Hospitality	49,554 MWh	1,091 MWh	42 MWh	8,991 MWh	2,290 MWh
Healthcare	78,548 MWh	625 MWh	249 MWh	668 MWh	90 MWh
Office	14,361 MWh	34 MWh			
Leisure	15,751 MWh	395 MWh	55 MWh	61 MWh	
Student & Healthcare Residence	12,383 MWh	200 MWh			
Building Materials	9,980 MWh	2,386 MWh	5,348 MWh	110,794 MWh	
Trading & Manufacturing	2,021 MWh				
Quarry	18,705 MWh	24,773 MWh	164,922 MWh	6,272 MWh	
REIT	126,372 MWh	5,572 MWh	36 MWh	15,826 MWh	3,228 MWh
Construction	28,073 MWh	7,225 MWh	54,672 MWh		

Total Energy Consumption (%) By Business Division

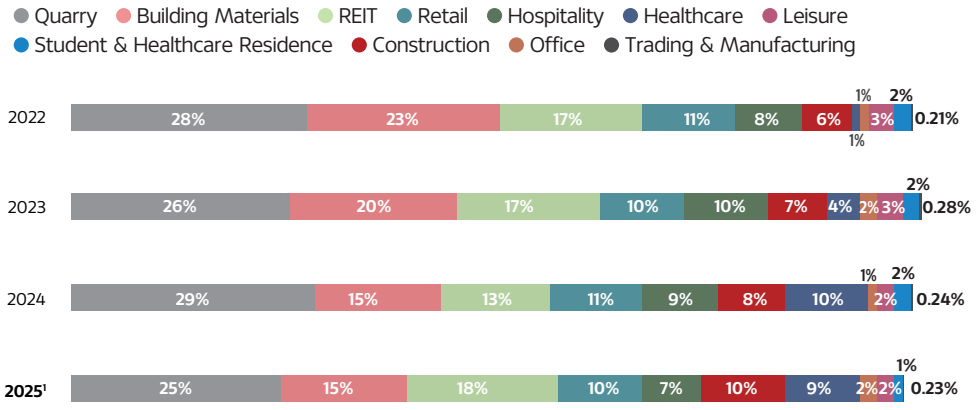

Note:
[1] New properties added: Sunway V2 Tower

ENERGY USE INTENSITY (MWh/RM'000)

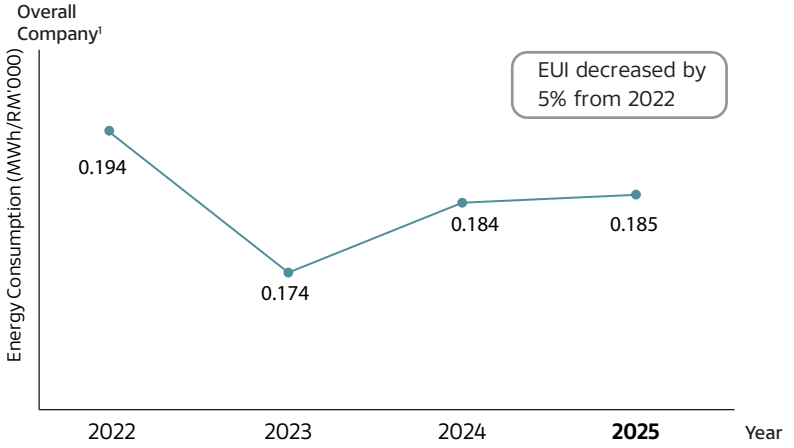

Note:
[1] Includes the following business divisions: Office, Retail, Hospitality, Healthcare, Leisure, Building Materials, Quarry, Sunway REIT and Sunway Construction.

MAINTAINING WATER SECURITY

While our properties are not located in water-stressed regions, many of our business operations depend on water, a finite resource that must be carefully managed. Our Water Management Policy governs water use and security across the Company, outlining strategies to manage disruptions and optimise alternative water sources to ensure business continuity during shortages.

MUNICIPAL POTABLE WATER

Air Selangor, one of our key municipal water providers, routinely monitors the quality of both raw and treated water by testing samples at ISO 17025-accredited laboratories.

WATER CONSERVATION MEASURES

All business divisions are required to implement water-saving initiatives, including the installation of motion sensor taps and waterless urinals, as well as regular maintenance checks to detect leaks in taps and pipes.

WATER CRISIS SOP

Sunway-managed properties and operational sites have water crisis SOPs in place to address potential shortages. These SOPs outline emergency response plans designed to minimise disruptions and maintain operational continuity during water supply interruptions.

LAKE WATER TREATMENT PLANT

At our water treatment plant in Sunway South Quay, Sunway City Kuala Lumpur, we use a combination of ultrafiltration and reverse osmosis processes to ensure that the water meets potable quality standards. The facility converts excess water from the Sunway South Quay lake, which has served as a catchment area since 2019, into potable water. The treated water is supplied to various commercial buildings within Sunway City Kuala Lumpur, providing an alternative water source that reduces reliance on municipal supply and serves as a backup during shortages We also utilise water from the plant for non-essential activities such as landscaping and cleaning.

GROUNDWATER

At selected assets, groundwater continues to be utilised for operational purposes, along with the cleaning of common walkways and landscape maintenance.

RAINWATER HARVESTING

Our properties have rainwater harvesting tanks which collect water for activities such as flushing toilets, cleaning outdoor areas and watering the landscape.

WATER CONSUMPTION

The total water consumption in 2025 increased by 7% from 2024, reflecting improved data collection across new properties and sites. To further optimise water management, we continue to utilise alternative sources such as rainwater and lake water for non-essential activities, reducing reliance on municipal potable water.

WATER DISCHARGE

Wastewater from our properties is treated by Indah Water Konsortium, Malaysia's national wastewater treatment and sanitation service provider. We monitor water discharge data through monthly utility bills, as wastewater is channelled directly into the municipal sewerage system.

Other Strategies

Additional water efficiency initiatives have also been implemented across the Company. At Sunway XFarms pesticide-free vertical hydroponic systems use closed-loop water recirculation to optimise water use and minimise runoff while supporting local food production.

At Lost World of Tambun, a clay pipe cooling system has been introduced, where natural water flow through clay pipes helps maintain lower temperatures in certain areas. This passive cooling method reduces the need for frequent water replacement, minimising water wastage.

WATER CONSUMPTION

Total water consumption increased by 7% compared to 2024, primarily due to the inclusion of additional properties within our reporting boundary. Enhancements to our monitoring systems have also improved the accuracy of water usage tracking, particularly at locations that were previously unrecorded. To strengthen water stewardship, we continue to utilise alternative sources such as rainwater and lake water for non-potable purposes, thereby reducing reliance on municipal water supply.

Total Water Consumption (m^3) By Business Division In 2025

Municipal Potable Water
5,851,981 m^3

Water Treatment Plant
113,061 m^3

Rainwater Harvesting
89,582 m^3

Groundwater
73,661 m^3

Lake Water
5,401 m^3

Total:
6,133,686 m^3

Retail	2,278,891 m^3	6,375 m^3	3,631 m^3
Hospitality	1,043,065 m^3	38,368 m^3	2,109 m^3
Healthcare	551,951 m^3	804 m^3	
Education	398,802 m^3	21,471 m^3	9,442 m^3
Office	380,134 m^3	21,637 m^3	4,001 m^3
Leisure	711,710 m^3	2,772 m^3	1,327 m^3	22 m^3	68 m^3
Student & Healthcare Residence	361,657 m^3	22,439 m^3	68,267 m^3	216 m^3
Building Materials	38,012 m^3	73,423 m^3	
Trading & Manufacturing	25,479 m^3		
Quarry	62,280 m^3		
Landscape Watering (Sunway City Kuala Lumpur)	5,333 m^3		

Total Water Consumption (%) By Business Division

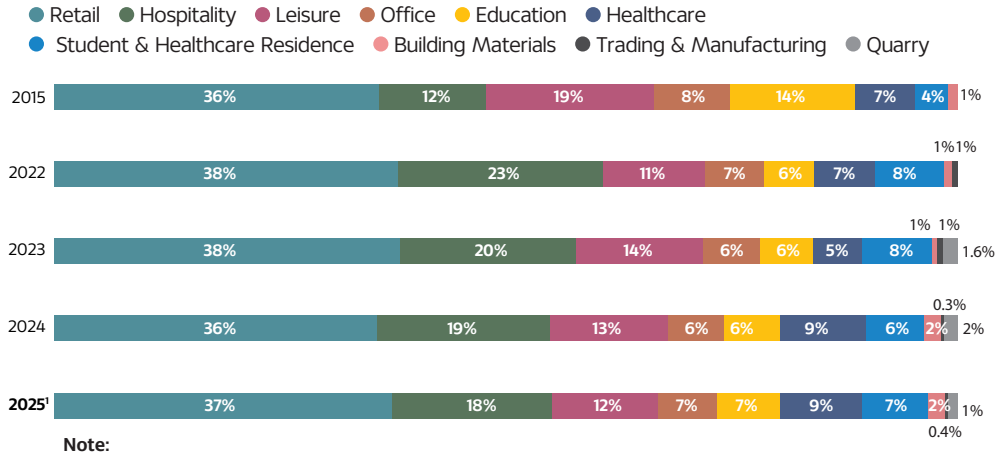

Note:
Ongoing construction sites are excluded.

[1] New properties added: Sunway Kluang Mall, Sunway 163 Mall, and Sunway V2 Tower

WATER USE INTENSITY (m^3/RM'000)

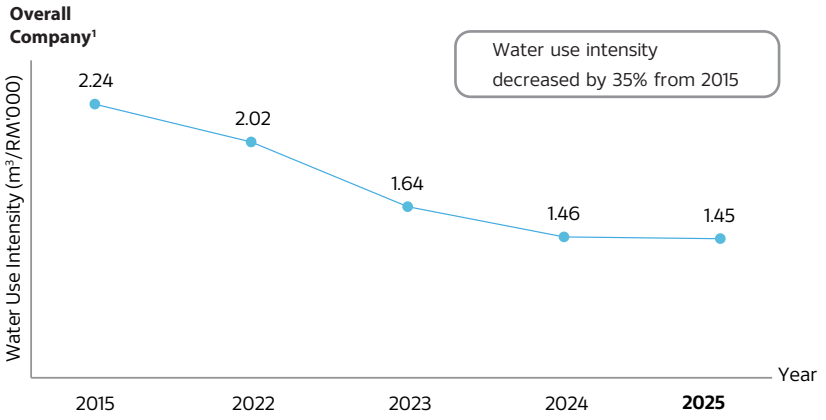

Note:

[1] Includes the following business divisions: Office, Retail, Hospitality, Education, Healthcare and Student & Healthcare Residence.

WASTE MANAGEMENT

At Sunway, we are committed to reducing our environmental impact through effective waste management practices that encompass proper handling, storage, collection, transportation, treatment, and disposal.

Our waste management framework addresses two main categories of waste: hazardous and non-hazardous. We comply with the Environmental Quality Act 1974 and Solid Waste and Public Cleansing Management Act 2007 to manage both categories of waste. Beyond ensuring proper waste handling, we aim to minimise unnecessary waste generation and divert as much waste as possible from landfills. In line with our commitment to a circular economy, we apply responsible and innovative approaches guided by our six-tier waste management hierarchy, which provides a structured guide for responsible waste management, emphasising waste diversion and environmentally sound disposal.

Our approach prioritises the prevention and reduction of waste generation, followed by reuse and recycling to conserve resources. We also focus on recovery initiatives to extract value from discarded materials and extend their lifecycle. Only when all other options have been exhausted do we proceed with responsible disposal, ensuring it remains a last resort. This comprehensive approach enables us to manage waste efficiently across our operations while continually reducing our overall environmental footprint.

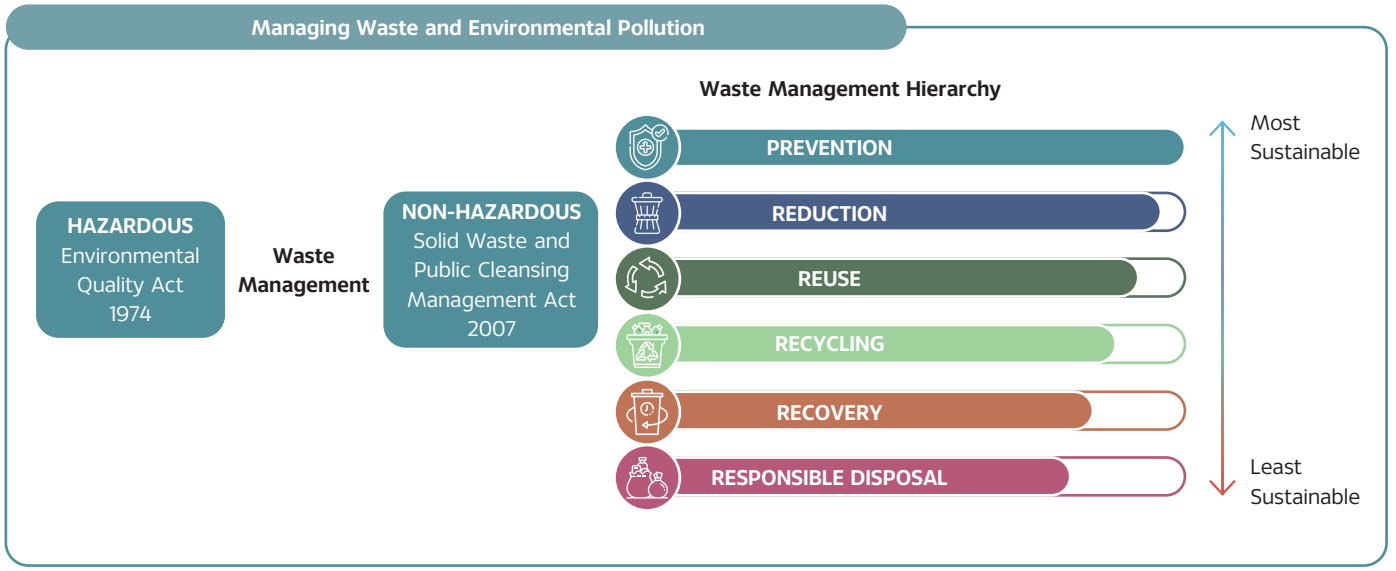

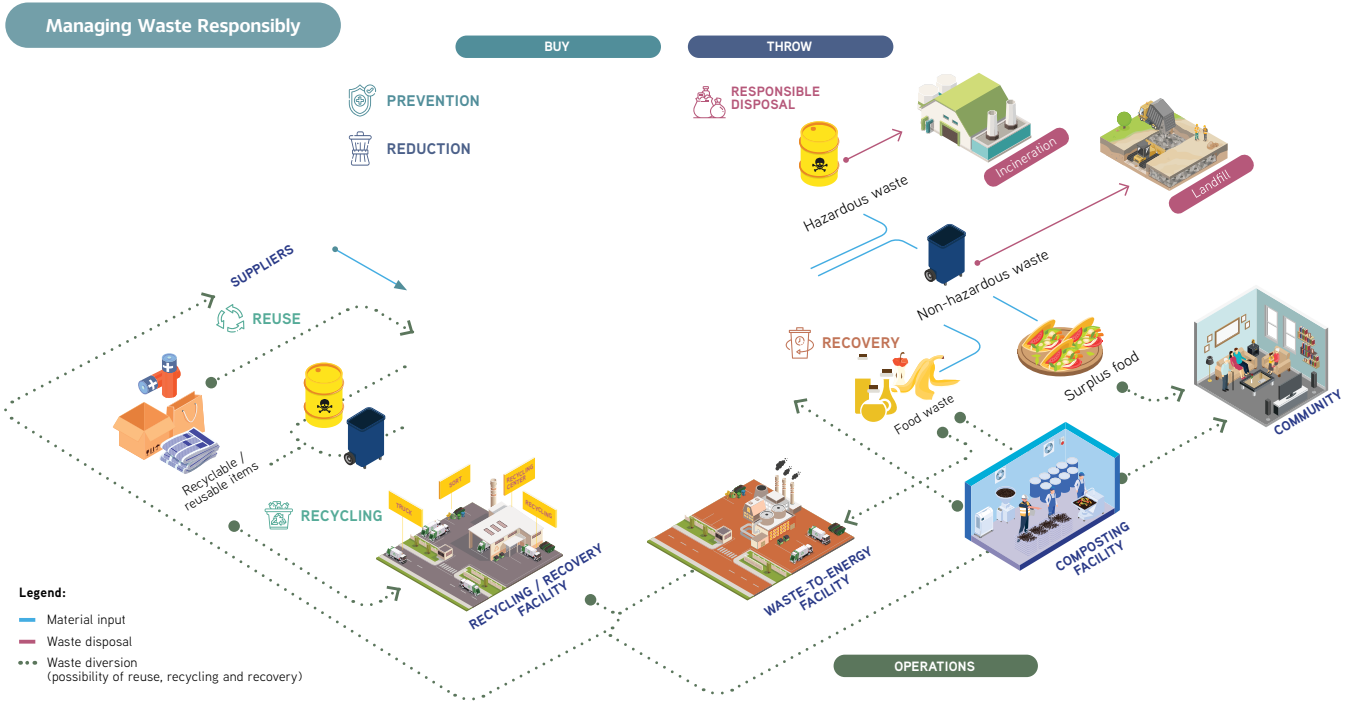

Managing our Environmental Impact

Prevention

We place strong emphasis on waste prevention as the first step in our waste management process, as it helps eliminate waste generation at the source. This involves reducing or avoiding the purchase of single-use materials and opting for sustainable alternatives whenever new materials are required. Our suppliers play a key role in this effort by advising on the availability of environmentally friendly options.

Across our operations, we are committed to phasing out single-use plastic items by 2030 by progressively adopting greener alternatives:

- Replacing plastic toothbrushes with compostable bamboo alternatives and plastic toothpaste with chewable toothpaste in Sunway Resort Hotel.
- Substituting plastic laundry baskets with rattan ones
- Providing refillable shampoo, soap, and conditioner dispensers instead of single-use toiletries
- Sunway Big Box Retail has committed to phasing out single-use plastic.

This initiative reduces environmental impact while encouraging more sustainable practices among guests, reinforcing our commitment to responsible and environmentally conscious operations complementing the Leisure division's Zero Plastics policy, which requires tenants and F&B operators to eliminate plastic packaging and encourages employees to bring their own food and drink containers. At SMC Velocity, rewashable white laundry bags are used in place of disposable plastic ones for handling used linen, reducing the use of approximately 5,000 plastic bags per month.

Reduction

We prioritise the use of sustainable materials across our operations to minimise environmental impact and support resource efficiency. At SMC Sunway City Kuala Lumpur, plastic use is reduced through the replacement of plastic laundry bags with eco-OXO alginate bags for isolation linens, which are biodegradable, semi-soluble, and safe for drainage systems. At SMC Velocity, food waste is minimised by offering patients flexible portion options, while furniture refurbishment is prioritised over replacement to extend asset lifespan and reduce material consumption.

Reuse

Our business divisions prioritise the reuse and repurposing of materials to reduce waste and extend product lifecycles. This includes reusing festive decorations and furniture wherever possible, with items refurbished, resold to contractors, or responsibly disposed of only when beyond repair or reuse.

Across our Hospitality, Retail, Theme Park, and Office operations, waste reduction efforts focus on extending material life cycles through recycling and repurposing initiatives. These include "Bin it With Kloth", a collaboration with Kloth Malaysia to responsibly recycle used clothing and linens, as well as the repurposing of end-of-life linen items for operational use. In October 2025, the Building Materials division further strengthened waste reduction practices with the investment in a concrete crusher machine to convert old concrete into recycled aggregates for production use.

Recycling

Embracing efficient recycling methods, we collaborate with various stakeholder groups to foster a collective commitment to environmental sustainability.



Note:
1. Waste breakdown applies only to Sunway Berhad properties.

Employees

- In conjunction with World Earth Day, Sunway Hotel Georgetown, Sunway Hotel Seberang Jaya, and Sunway Velocity Hotel set up collection stations for employees to drop off recyclable items. Sunway Resort Hotel also organised activities on recycling to educate employees while collecting e-waste items.
- The Trading and Manufacturing division, which manages heavy equipment, materials, and hardware, recycled cardboard, paper, wire rope, and plastic.
- Sunway Putra Hotel implemented an efficient system to collect, sort, and recycle used mineral water bottles.
- Sunway Putra Tower and Sunway Tower organised annual recycling drives for e-waste, fabric, and paper.
- Sunway Geo continued its year-round paper recycling initiative.
- All developments in Sunway City Iskandar Puteri, including Sunway Hotel Big Box, Sunway Big Box Retail, Sunway Iskandar International School, and residential areas have weekly collection of recyclable items.

Local Councils and Authorities

- The Hospitality division worked with local councils to collect rubbish and recyclables from areas surrounding its hotels. This included collaboration with Subang Jaya City Council (MBSJ) for Sunway City Kuala Lumpur hotels, Penang Island City Council (MBPP) for Sunway Hotel Georgetown, Seberang Perai City Council (MBSP) for Sunway Hotel Seberang Jaya, and Iskandar Puteri City Council (MBIP) for Sunway Hotel Big Box.
- Wisma Sunway Big Box collaborated with the Iskandar Puteri City Council (MBIP) to organise Drive to Save - a Waste To Wealth (WTW) programme that enables the community to send recyclables via drive-thrus at all MBIP administrative areas. The programme also aims to educate the community on waste separation and the actions they can take to protect the environment.

Other Organisations and Companies

- Sunway Resort Hotel and Sunway Pyramid Hotel maintained their participation in the Nespresso Capsule Recycling initiative to collect and recycle used Nespresso capsules.

Recovery

We collect, treat and transform waste materials into valuable products or sources of energy to minimise waste disposal in landfills or incinerators. We aim to reduce our impact on landfill waste, preserve valuable resources and mitigate environmental pollution.

Surplus Food

Food donation
2 tonnes

Sunway City Kuala Lumpur Hotels has been donating surplus food through Sunway's #ZEROFOODWASTAGE initiative in collaboration with Kechara Soup Kitchen.

Waste to Energy

Used cooking oil
37 tonnes

Sunway Hospitality division and Sunway City Iskandar Puteri collaborated with FatHopes Energy and Nespalm Sdn Bhd respectively to repurpose used cooking oil (UCO) generated from daily cooking and operations. The collection of UCO has helped significantly in reducing the strain on the sewer system and preventing environmental contamination. The Sunway community and residents were encouraged to contribute their UCO to FatHopes Energy in exchange for cash rewards facilitated through Sunway Super App's points collection system. Nespalm also hosts monthly buy-backs of UCO, providing a monetary push to encourage residents to recycle UCO.

Compost

Compost produced
13 tonnes

Food waste collected
157 tonnes

Sunway Pyramid Mall, Sunway Resort Hotel and Sunway University continued to utilise the food composting machines to turn food waste into compost. Meanwhile, Sunway Lagoon Theme Park continued a food waste composting initiative using black soldier flies (BSF) with Entomal Biotech.

Note:

[1] Waste breakdown applies only to Sunway Berhad properties.

Reducing Food Waste with Black Soldier Flies

At Sunway Lagoon Theme Park, food waste is converted into valuable resources through a collaboration with Entomal Biotech using BSF composting. The BSF larvae efficiently decompose various types of food waste, including those that are typically challenging to process such as meat, dairy, and citrus. The larvae are later repurposed as animal feed, while the nutrient-rich frass is used as fertiliser for landscaping. In 2025, this initiative successfully diverted close to 13 tonnes of food waste from landfills, contributing to a more circular and sustainable waste management system.

Continuing our Collaboration with The Salvation Army (TSA)

Now in its third year, the partnership includes Sunway's sponsorship of TSA's multifunctional premises, which serve as the central hub for sorting and managing donations collected from various collection points. Items are categorised for donation, recycling, or responsible disposal.

The facility also accommodates TSA's processing, warehousing, retail, and administrative operations, as well as activities carried out with other NGOs and volunteers. Through the "Pay it Forward by Upcycling" initiative, Sunway employees contribute new, preloved, and unused items at a collection point in Menara Sunway.

Sunway's continued support enables TSA's social enterprise arm, Red Shield Industries (RSI), to operate its Family Thrift Stores, which recycle and resell in-kind donations to generate funds for the NGO's community programmes. These initiatives provide holistic care through residential homes for young people, facilities for the elderly, daycare centres, kindergartens, and community service centres.

Managing our Environmental Impact

Responsible Disposal

Waste disposal is treated as a last resort after all possibilities for reuse, recycling, and recovery have been fully explored. When disposal is necessary, we ensure it is carried out responsibly and in full compliance with local laws and regulations through appointed and licensed contractors. Scheduled waste is managed in accordance with the Environmental Quality (Scheduled Wastes) Regulations, with all handling and treatment performed by certified contractors. For example, in our Healthcare division, clinical waste and chemical materials are disposed of in designated facilities that fully comply with Department of Environment (DOE) regulations and guidelines, managed by authorised clinical waste disposal providers.

Types of Waste		Waste Management Process	
Hazardous Waste	Scheduled Waste 1,342 tonnes	Diverted Waste 75 tonnes	Recycling 75 tonnes
		Disposed Waste 1,268 tonnes	Responsible Disposal 1,268 tonnes
Non-hazardous Waste	Solid Waste 12,195 tonnes	Diverted Waste 945 tonnes	Recycling 748 tonnes
			Paper 342 tonnes
			Fabric 88 tonnes
			Plastic 44 tonnes
			Glass 4 tonnes
			Metal 266 tonnes
			Organic 4 tonnes
			Recovery 197 tonnes
			Food Donation 2 tonnes
			Food Waste 157 tonnes
			Used Cooking Oil 37 tonnes
		Disposed Waste 11,176 tonnes	Responsible Disposal 11,176 tonnes

Note:
1. Waste breakdown only applies to Sunway Berhad properties.
2. Figures stated may not add up due to rounding of decimals.

Total Waste Generated By Business Division

Retail	4,241 tonnes	196 tonnes
Hospitality	2,088 tonnes	150 tonnes
Office	89 tonnes	11 tonnes
Healthcare	1,959 tonnes	297 tonnes
Leisure	1,321 tonnes	54 tonnes
Student & Healthcare Residence	402 tonnes	
Building Materials	276 tonnes	307 tonnes
Quarry	1 tonne	3 tonnes
Trading & Manufacturing	798 tonnes	1 tonne
REIT	6,416 tonnes	937 tonnes
Construction	8,652 tonnes	26,769 tonnes

Disposed Waste (Landfill)
26,243 tonnes

Diverted Waste
28,725 tonnes

Total: **54,968 tonnes**

Scheduled Waste
1,268 tonnes 75 tonnes

Construction / Industrial Waste:
2,641 tonnes 42,236 tonnes

Note:
1. Breakdown of Scheduled Waste and Construction Waste/Industrial Waste only include Sunway Berhad Properties.
2. Figures stated may not add up due to rounding of decimals.

POLLUTION MANAGEMENT AND CONTROL

At Sunway, pollution control is an integral part of our broader commitment to environmental stewardship. We aim to minimise both the actual and potential negative impacts of our business activities by managing pollution across all operations. Recognising that ineffective pollution control can affect our licence to operate and expose us to reputational, legal, and financial risks, we maintain strict compliance with local environmental regulations.

Our pollution management efforts include regular monitoring, inspections, and the implementation of preventive and mitigation measures. These involve tracking sediment, effluents, emissions, and noise levels to ensure they remain within the limits set by regulatory authorities.

To minimise the environmental impact of our operations, all business divisions adhere to the Environmental Quality Act 1974 and maintain strict pollution control measures. These include regular monitoring of effluents, air quality, and noise levels to evaluate environmental conditions, ensure regulatory compliance, and assess the effectiveness of our initiatives.

Given the nature of their activities, the Property Development, Quarry, and Building Materials divisions face higher exposure to potential environmental risks. In response, these divisions have established comprehensive monitoring systems to track and manage effluent quality, air emissions, and noise levels. Monitoring frequency varies by site and project scale, ensuring that controls remain appropriate and effective. Any potential non-compliance is addressed immediately, with all complaints, investigations, and corrective actions thoroughly documented.

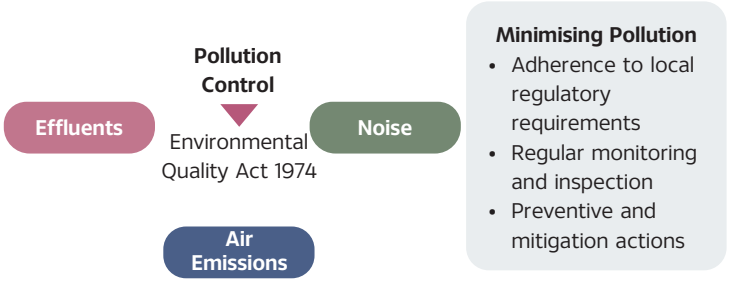

Across the Property Development, Quarry, and Building Materials operations, we implement industry best practices to prevent and mitigate environmental impacts, reinforcing our commitment to responsible and sustainable operations:

	Sediment	Effluents	Air Emissions	Noise Pollution
Property Development	Execute Erosion Sediment Control Plan: • Channel water from sites into on-site drains leading to silt traps or filters before release • Minimise the risk of trapped sediment and chemical spills through the establishment of bunds, spill traps and sediment tanks at sites • Prevent sediment run-off by shielding exposed slopes with protective or plastic covers	Not relevant	• Install wash troughs to prevent dust pollution from vehicles • Carry out water browsing to manage dust particles from construction works • Ensure vehicles move within the speed limits to reduce air emissions	• Control the construction activity within the permissible allowed timing which has been approved • Working beyond allowed timing is not permitted
Quarry	• Prevent interaction between groundwater, surface water and mine faces • Divert stormwater away from quarry operations and reduce earthwork activities during heavy rainfall • Use hydroseeding to prevent erosion	• Ensure wastewater is treated and safe for discharging to prevent pollution	• Ban open burning at all work sites • Impose a speed limit and install warning signs at sites • Deter dust particle pollution from lorries by utilising load covers	• Place silencers on equipment and screen houses
Building Materials	Not relevant	• Manage and ensure effluent discharge remains within acceptable limits by using filter membranes	• Ensure regular maintenance routine for air filters • Frequent observation of material transfer process to maintain functional filters and prevention of dust leakage	• Build localised insulators and containment compartments for machinery

Note:
In addition to the operational control measures, Property Development requires its contractors to implement daily, monthly and quarterly environmental monitoring during the construction stage. Data is entered into the dashboard, which is used to oversee all construction projects within our supply chain.

Impact Story

Sunway's Sustainability Data Management Journey

Over the past decade, sustainability reporting has evolved from a largely voluntary, narrative exercise into a core element of corporate governance, risk management, and investment decision-making, with growing expectations for data accuracy, consistency, and auditability.

For property and infrastructure companies, credible environmental data now underpins climate target-setting, transition planning, and investor confidence. However, this shift has also exposed persistent structural challenges across the sector, including fragmented data sources, inconsistent methodologies, limited portfolio-wide visibility, and systems not designed for robust GHG accounting. As Sunway's sustainability reporting expanded in scale and complexity across its diversified portfolio, the Company encountered many of these similar challenges, prompting a more structured and data-driven approach to sustainability data management.

Contributed by:

Claudia Cheah
Sunway Group Sustainability

Kiritharen KrishnaKumar
Sunway Group Sustainability

With 13 business divisions and a geographically diverse asset portfolio, the Company initially relied on Excel-based templates and shared folders to collect electricity, water, waste, and fuel data. While functional, this approach limited standardisation, slowed consolidation, constrained auditability, and made it difficult to expand coverage to emerging Scope 3 categories. As reporting expectations increased, particularly in relation to embodied carbon in property development and tenant-level utility consumption in property management, it became clear that a more structured and scalable approach was required.

In response to these challenges, Sunway reframed its approach to sustainability data. Rather than treating data collection as a compliance-driven reporting obligation, the Company positioned sustainability data as a core enabler of credible target-setting, operational improvement, and long-term climate risk management—shifting the focus from disclosure alone to decision-useful information that supports both day-to-day performance and long-term transition planning.

ESTABLISHING CLEAR REPORTING BOUNDARIES AND BASELINES

Sunway's initial priority was to define a consistent and defensible reporting boundary. Working closely with its Group Internal Audit Department (GIAD) function, the Company mapped its operational and investment footprint in alignment with the GHG Protocol, Malaysia's National Sustainability Reporting Framework, and IFRS requirements. From FY2025 onwards, Sunway adopted the financial control approach to ensure emissions are reported consistent with financial reporting practices.

For new developments and acquisitions, a stabilisation period is applied before inclusion in the inventory to ensure that operational data is sufficiently reliable and representative. This approach enables meaningful year-on-year comparisons, even as the Company's portfolio continues to expand under its build-own-operate model.

Sunway aligned its emissions baseline with the IPCC reference year of 2010 and committed to a 45% reduction in emissions intensity by 2030, progressing towards net-zero emissions by 2050. These targets are consistent with Malaysia's NDC and provide a long-term framework for internal planning and performance management.

In setting our targets, we determined that intensity targets would best reflect our performance alongside portfolio growth. Tracking energy and emissions per unit activity shows our improved efficiency even as the portfolio expands, providing a fair, consistent measurement across our various asset types and geographies. That being said, we recognise that reporting by intensity alone may hide the bigger picture, hence we report absolute emissions as well to ensure improvements are not solely due to portfolio changes.

DEVELOPING A PLATFORM ALIGNED WITH OPERATIONAL REALITIES

As Sunway's sustainability reporting matured in scope and complexity, the Company progressively explored and evaluated a range of commercial sustainability reporting and data collection platforms. While these solutions offered standardised functionalities, many were not sufficiently adaptable to Sunway's diversified operating structure, asset mix, and internal workflows. Cost scalability also became a consideration as reporting expanded across a growing portfolio.

As a result, Sunway developed an in-house sustainability data management platform. The system was designed around the actual workflows of property, operations, and finance teams, using real utility bills, invoices, meter records, and contractor documentation as the basis for data fields and validation rules. Business units were actively involved in testing and refinement during development, contributing feedback on data definitions, system navigation, and reporting outputs. This iterative process helped ensure that the platform was intuitive, practical, and capable of supporting timely and accurate submissions across a diverse portfolio.

The development of the platform is an ongoing, collaborative process. Continuous improvements are driven not only by Sunway GS and Sunway Digital Hub, but also by the Property and Business Division persons-in-charge who input data on a regular basis. As primary users, their day-to-day experience provides critical insights into usability gaps, evolving operational needs, and opportunities for enhancement. This feedback loop ensures that the platform continues to evolve alongside Sunway's sustainability ambitions, strengthening data quality, user ownership, and long-term system resilience.

DECENTRALISED OWNERSHIP WITH CENTRAL GOVERNANCE

Sunway adopted a decentralised data ownership model supported by central governance and oversight. Each business division is responsible for data input, internal review, and approval through a three-tier workflow structure comprising data owners, reviewers, and designated approvers. This segregation of duties ensures accountability and reduces the risk of unverified or incomplete submissions.

The GS Department establishes reporting methodologies, templates, and emission factors; performs validation checks; consolidates portfolio data; and prepares the inventory for assurance. Submission status and key anomalies are formally reviewed at MSC meetings, where division heads are accountable for data quality and performance outcomes.

Sunway GIAD conducts annual reviews of controls and source documentation, followed by independent external GHG audits and sustainability report assurance. Any methodological changes or restatements are disclosed transparently to maintain consistency and credibility over time.

BUILDING ORGANISATIONAL CAPABILITY AND ACCOUNTABILITY

Technology implementation was complemented by structured capability-building initiatives. Annual training programmes were introduced to familiarise submitters—primarily property and finance personnel—with reporting requirements, data definitions, and the operational relevance of sustainability metrics. Training hours are formally recognised as part of employee development.

Since 2021, sustainability performance indicators, including data quality and emissions intensity targets, have been incorporated into senior management remuneration-linked KPIs. Business units that fail to meet targets or reporting standards are required to explain variances to the BSC. To reinforce positive behaviour, GS also introduced recognition awards for timely and accurate submissions, fostering a culture of shared responsibility and professional ownership.

INTEGRATING AUTOMATION AND ARTIFICIAL INTELLIGENCE

Following the migration from Excel-based reporting in late 2023, Sunway further enhanced its platform with automation and artificial intelligence features. In collaboration with its Digital Technology Solutions team, the Company implemented optical character recognition functionality. When business units upload electricity or water bills, the system automatically extracts key fields such as account numbers, billing periods, and consumption values. Early outcomes include reduced manual data entry, lower transcription error rates, automated validation checks, and stronger audit trails linking each record to its source documentation.

Sunway's experience demonstrates that effective sustainability data management requires more than technology investment. It depends on clear governance structures, consistent methodologies, defined accountability, and sustained organisational engagement. By treating sustainability information with the same rigour applied to financial reporting, Sunway has established a data foundation that supports credible target-setting, operational decision-making, and long-term climate strategy.

Impact Story

Wildlife at Heart

Protecting biodiversity and safeguarding wildlife are integral to building resilient ecosystems and sustainable communities. At Sunway Theme Parks (STP), we display an unwavering long-term commitment to wildlife conservation. By integrating a range of efforts – including science-based animal care, conservation breeding, education, and partnerships – into our operations, we ensure that conservation remains central to our purpose as a responsible steward of nature.

Contributed by:

Dr. Pakeeyaraj Nagalingam
Sunway Theme Parks

EMBEDDING CONSERVATION INTO OPERATIONS AND CULTURE

Wildlife conservation at Sunway Theme Parks is anchored in a mission to inspire guests to become advocates for nature through direct exposure to conservation in action. Our parks are designed as nature-immersed environments which incorporate diverse native Malaysian plant species that support pollinators, birdlife, and local biodiversity. These living landscapes allow visitors to experience how habitat enrichment, ecological restoration, and species-support initiatives are embedded into daily park operations.

Conservation efforts are further strengthened through guided conservation talks, educational visits by schools and universities, and nature-based learning activities. By making conservation visible and accessible, Sunway Theme Parks transform wildlife protection into engaging, educational experiences that deepen public understanding and foster long-term support for biodiversity conservation.

Sunway Theme Parks plans to further strengthen biodiversity outcomes through structured plant inventories and collaborations with Universiti Kebangsaan Malaysia (UKM) and Universiti Putra Malaysia (UPM) to increase native plant species across park landscapes, reinforcing the link between healthy habitats and successful wildlife conservation.

CONSERVATION, REHABILITATION, AND SPECIES MANAGEMENT

Sunway Theme Parks actively places emphasis on the conservation and managed breeding of threatened species, utilising science-based animal care to carefully ensure high welfare standards and effective conservation outcomes. These efforts address inherent challenges such as low reproductive rates, specialised dietary and habitat requirements, and species-specific behavioural sensitivities that often limit successful breeding and recovery in the wild. By supporting carefully managed conservation programmes, Sunway Theme Parks contributes to broader ecosystem health, including maintaining predator-prey balance, controlling insect populations, aiding seed dispersal, and supporting forest and river systems, while also playing an important role in raising public awareness and understanding of biodiversity conservation.

Kuang Raya *(Argusianus argus)*

- Native to Malaysia and Indonesia (Sumatra & Borneo)
- Known for long ornamental tail feathers
- Threatened by habitat loss & hunting

Southern River Terrapin *(Batagur affinis)*

- Critically endangered freshwater turtle
- Found only in Peninsular Malaysia, Cambodia, and Sumatra
- Threatened by egg harvesting & habitat degradation

Sunda Pangolin *(Manis javanica)*

- Nocturnal, scale-covered mammal
- Feeds primarily on ants and termites
- One of the world's most trafficked mammals
- Threatened by illegal wildlife trade and habitat

Malayan Box Turtle *(Cuora amboinensis)*

- Semi-aquatic turtle found in wetlands and lowland forests
- Native to Southeast Asia
- Increasingly threatened by habitat destruction
- Also affected by overexploitation for the pet and food trade

Our conservation efforts focus on improving the reproductive success of threatened species through science-based approaches that address diet, enclosure design, behavioural enrichment, and species-specific husbandry requirements. Successful breeding forms the foundation of our long-term goal to support reintroduction into the wild, subject to regulatory approval and ecological suitability.

Prior to and throughout conservation activities, comprehensive operational preparations are implemented, including enclosure readiness, quarantine arrangements, health protocols, and staff training. Animals under care are closely monitored through regular veterinary health checks, behavioural observations, and strict biosecurity measures. Rehabilitation and managed breeding activities are conducted under veterinary oversight, with ongoing coordination with relevant authorities and conservation partners to ensure responsible, science-led outcomes.

2025 HIGHLIGHTS

Southern River Terrapin Conservation

Across both parks, continued breeding and managed care of terrapin species, including the critically endangered Southern River Terrapin, support conservation education and long-term species survival efforts. These initiatives play a role in raising public awareness while complementing national conservation programmes

Pangolin Reintroduction

At Lost World of Tambun, a juvenile pangolin, which was born in a zoo, was successfully released back into the wild in collaboration with wildlife authorities, reflecting our species-specific care and strong coordination with conservation partners for one of Malaysia's most threatened mammals.

Kuang Raya Chick Hatchlings

The successful hatching and release of the chicks into the wild at Lost World of Tambun marks an important milestone in conservation breeding efforts for this protected native species. The achievement supports ex-situ conservation objectives while strengthening public awareness of Malaysia's threatened forest birds.

First Captive Hippopotamus Birth

The birth of Jaguh, the first hippopotamus born in captivity at Lost World of Tambun, demonstrates advanced veterinary expertise, specialised habitat management, and long-term planning for large mammal care. The milestone highlights the park's capability in managing complex species with high welfare needs

Malayan Sun Bear Breeding Success

At Sunway Lagoon, successful breeding of Malayan Sun Bears reflects effective husbandry, veterinary support, and environmental enrichment tailored to native wildlife. These efforts contribute to conservation education and reinforce the importance of protecting one of Malaysia's iconic yet vulnerable species.

Additional breeding successes, including zebras, capybaras, and other managed species, underscore Sunway Theme Parks's growing role in conservation breeding, rehabilitation, and public engagement. Together, these outcomes reflect a sustained commitment to animal welfare excellence and meaningful contributions to wildlife conservation.

Working in Partnership for Conservation Impact

Our conservation initiatives at Sunway Theme Parks are carried out in close coordination with the Department of Wildlife and National Parks Peninsular Malaysia (PERHILITAN), ensuring full compliance with national regulations and the highest standards of animal welfare. Each programme begins with the submission of a comprehensive proposal to PERHILITAN, including enclosure and exhibit designs, followed by the necessary permit applications. New exhibits undergo formal design reviews and oral presentations at PERHILITAN headquarters before the Zoological Parks Technical Group (ZTG), reinforcing transparency and scientific rigour.

Building effective conservation outcomes requires long-term collaboration and trust. Over the years, Sunway Theme Parks has strengthened its relationship with PERHILITAN through consistent engagement, joint initiatives, and responsible zoo management practices. Operational challenges such as species-specific enclosure requirements and space constraints are addressed through adaptive design, redesign, or exhibit enhancements to meet evolving welfare and conservation needs. Conservation efforts also require sustained financial and human capital investment, including specialist staffing, veterinary care, and infrastructure. These commitments are supported through phased, long-term planning and the exploration of potential external funding partnerships.

Beyond regulatory coordination, Sunway Theme Parks actively collaborates with PERHILITAN and other agencies through conservation awareness programmes such as Global Tiger Day, World Wildlife Day, and World Animal Day, as well as capacity-building initiatives including wildlife dental and Artificial Reproductive Technique (ART) workshops. These engagements strengthen technical capabilities, deepen shared expertise, and reinforce a collective commitment to advancing wildlife conservation outcomes.

Research, Innovation, and Capacity Building

Effective wildlife conservation requires science, collaboration, and continuous learning. At STP, research and innovation underpin our approach to animal welfare, conservation breeding, and long-term species management. Through applied research partnerships, reproductive science, and capacity-building initiatives, we strengthen conservation outcomes within our parks while contributing knowledge, skills, and expertise to the wider conservation community.

Research for Better Animal Care

Support for applied research in collaboration with local universities to strengthen animal health, enclosure design, and conservation outcomes. Current studies include gastrointestinal parasite research in captive small-clawed otters, non-invasive environmental DNA (eDNA) monitoring of sun bears, parasite transmission ecology in Kuang Raya (Great Argus pheasant), and Malayan tapir age-estimation research. These initiatives enable evidence-based improvements in animal welfare and long-term conservation management.

Advancing Conservation through Reproductive Science

ART is a core component of STP's science-led conservation efforts. The programme supports ethical breeding by improving reproductive success in species facing fertility or behavioural challenges under managed care. Through techniques such as reproductive cycle monitoring, artificial insemination, and pregnancy diagnostics, ART helps maintain genetic diversity, reduce inbreeding risk, and minimise the need for animal transfers, all under strict veterinary supervision and animal welfare standards.

Building Conservation Capacity

STP contributes to national and regional conservation capacity through training, knowledge exchange, and collaboration with local and international partners. In 2024 and 2025, two ART workshops organised by Sunway Theme Parks brought experts from the United States of America and Thailand to support PERHILITAN in conducting artificial insemination for Malayan Tigers and Asiatic Leopards as well as reproductive assessment in Barking Deer. These initiatives strengthen technical capabilities, share best practices, and support collective conservation outcomes beyond our parks.

Voluntary Medical Training for Wildlife Care

Beyond infrastructure and veterinary capabilities, STP has advanced animal welfare through keeper-led positive reinforcement training (PRT) that enables animals to voluntarily participate in routine medical procedures. At Sunway Lagoon, panthers and gibbons have been trained to cooperate in blood collection and injections without sedation or physical restraint, reducing stress and medical risk while enabling more accurate and frequent health monitoring.

Similarly, at Lost World of Tambun, hyenas now voluntarily allow jugular blood collection, bears present their limbs for blood sampling, and tigers participate in blood draws through trained behaviours. These achievements reflect strong human–animal trust, skilled keeper capability, and the application of science-based training methods. By embedding innovation into daily animal care, STP strengthens proactive health management, enhances animal welfare outcomes, and sets practical benchmarks for humane wildlife care in the region.

EDUCATION, AWARENESS, AND COMMUNITY ENGAGEMENT

At STP, awareness-building is translated into structured education and long-term engagement programmes that empower visitors and communities to actively support conservation beyond the park. Our education initiatives are designed to move audiences from observation to understanding, and ultimately to stewardship. Targeted programmes such as the Explorer Ranger Programme introduce children to wildlife, conservation ethics, and responsible environmental behaviour through guided, hands-on learning experiences. For deeper immersion, the Master Ranger Programme provides participants with direct exposure to conservation operations through structured shadowing, offering insights into animal care, habitat management, and conservation science. These programmes not only raise awareness but also inspire future career pathways in veterinary medicine, animal husbandry, and biodiversity management.

Extending our outreach beyond park visitors, the Desa Mentari Programme brings conservation education to underserved communities through inclusive, experiential learning activities that build environmental literacy and confidence. Together with guided talks and academic visits, these initiatives ensure that conservation knowledge is shared across diverse audiences, fostering informed advocates and reinforcing long-term public commitment to biodiversity protection. Beyond on-ground conservation, STP plays a critical role in raising public awareness. Education programmes such as the Explorer Ranger, Master Ranger, and Desa Mentari initiatives provide hands-on learning experiences that connect guests, students, and underserved communities with wildlife and conservation practices. These programmes nurture environmental literacy, inspire future conservation professionals, and foster long-term stewardship for biodiversity.

FACILITIES SUPPORTING WILDLIFE CARE

Significant investments in veterinary and care infrastructure underpin conservation outcomes at STP. The Wildlife Hospital at Sunway Lagoon and the Animal Medical Village at Lost World of Tambun serve as dedicated treatment and rehabilitation centres for resident animals and rescued wildlife within the surrounding areas. These facilities provide immediate veterinary intervention, including oxygen therapy, pain management, intensive monitoring, and preventive healthcare, enabling effective emergency response, rehabilitation, and pre-release conditioning. The facilities have supported the successful treatment and release of numerous rescued species, including orange-headed thrushes, spider hunters, coppersmith barbets, oriental magpie robins, wood owls, and grey herons. Structured rehabilitation programmes—such as flight conditioning, hunting skill development, and minimal-contact rearing to prevent imprinting—ensure that rescued animals are physically and behaviourally prepared for survival in the wild. This approach is exemplified by the successful rehabilitation of a wood owl nestling, which underwent progressive hunting training with live prey before being released after five months of care, as well as grey heron nestlings that were raised with minimal human interaction and released into natural wetland habitats once fully capable of independent survival. Where appropriate, rescued wildlife is stabilised and cared for before coordinated handover or collaborative release with PERHILITAN.

Beyond medical care, continuous upgrades to enclosures and enrichment areas across both parks support species-appropriate behaviour, psychological well-being, and long-term population management.

DELIVERING LONG-TERM CONSERVATION IMPACT

Through sustained investment, partnerships, and science-based practices, STP has strengthened its role in wildlife conservation, rehabilitation, and education. From successful species releases and breeding milestones to advanced veterinary care and public engagement, these efforts demonstrate how conservation excellence can be embedded within a visitor-facing operation.

Collectively, "Wildlife at Heart" reflects Sunway's commitment to protecting biodiversity, advancing animal welfare, and contributing meaningfully to national and regional conservation outcomes—ensuring that wildlife protection remains an enduring part of Sunway's sustainability journey.

Goal 2

Capitals

Material Issues

- Supply/Value Chain Management

Activities

- Supplier Code of Conduct
- Sustainable Procurement Policy
- Supplier environmental and social risk assessment
- Sustainable materials
- Green lease partnership programme

Value Created

- Sustainable value chain
- Collaboration with stakeholders
- Minimal negative environmental and social impact

Embedding Sustainability in **Our Supply Chain**

GRI 2-6, 2-16, 3-3, 204-1, 301-1, 308-1, 407-1, 408-1, 414-1, 414-2

A decade after the Paris Agreement, the landscape of decarbonisation has evolved significantly, underscoring the need for stronger collaboration, transparency, and innovation across value chains. A stable and sustainable supply chain is not only critical for business continuity but also for accelerating collective progress towards a low-carbon economy.

In Malaysia, where small and medium enterprises (SMEs) form the backbone of the supply ecosystem, Sunway plays a catalytic role in advancing sustainable business practices. Through partnerships and capacity-building initiatives such as the Supplier Risk Assessment (SRA) integrated with ESG indicators from the SEDG, we help SME partners strengthen sustainability performance, improve emissions reporting, and align with emerging global standards. By building capabilities across the value chain for successful supply-chain decarbonisation, Sunway empowers its partners to collectively reduce carbon intensity and build long-term climate resilience. This ecosystem-led approach mirrors global best practice, shifting the focus from individual operational improvements to collaborative transformation.

In 2025, **89%** of our procurement budget was spent on local suppliers across all Sunway business divisions in Malaysia.

SUPPLIER RISK MANAGEMENT

Guided by our Sustainable Procurement Policy and SRA, we promote the integration of sustainable practices among our suppliers.

- SUPPLIER IDENTIFICATION
- SUPPLIER RISK ASSESSMENT
- TENDER
- EVALUATION
- CONTRACT AWARD
- PAYMENT

1. Suppliers are encouraged to be aware of our commitment to sustainable supply chain practices

SUSTAINABLE PROCUREMENT POLICY
Sunway's Sustainable Procurement Policy establishes comprehensive guidelines governing supplier environmental and social performance standards across our operations.

Sunway Berhad Sustainable Procurement Policy: Sunway-Sustainable-Procurement-Policy.pdf

SUPPLIER CODE OF CONDUCT
Sunway upholds rigorous ethical, legal and social responsibility standards across our business operations. Our Supplier Code of Conduct establishes essential compliance frameworks across four key domains:

- Compliance with Laws, Regulations and Published Standards
- Ethical Business Practices
- Supplier Solicitation Protocols
- Monitoring and Compliance Systems

2. Suppliers are required to fill up the Supplier Risk Assessment form

The objective of the SRA is to review and identify potential environmental and social risks related to the business activities of our suppliers. Our digitalised SRA has been enhanced with SEDG's requirements and is guided by the Company's Sustainable Procurement Policy. To this end, our supplier selection criteria mandate detailed environmental and social risk disclosures, ensuring systematic sustainability performance evaluation.

- **100%** of new suppliers completed the SRA
- **100%** of new suppliers were not found to have any negative environmental or social impacts
- **100%** of new suppliers, to our knowledge, were not identified as having committed any non-compliance in the areas assessed

Embedding Sustainability in Our Supply Chain

SUPPLY CHAIN DECARBONISATION

Effective supply chain decarbonisation depends on managing Scope 3 emissions across both upstream and downstream operations. This requires robust carbon accounting systems, reliable tracking mechanisms, and ongoing collaboration with customers, suppliers, and industry stakeholders to monitor and improve sustainability performance. In line with this approach, we have commenced the measurement and reporting of Scope 3 Category 4 (Upstream Transportation and Distribution) and Category 9 (Downstream Transportation and Distribution) emissions for the first time in this reporting period.

At Sunway, we recognise that reducing Scope 3 emissions is a complex and long-term effort that demands sustained engagement across the value chain. Recognising the Malaysian context, where SMEs make up most of all businesses and contribute materially to GDP and employment, we are sequencing requirements to match suppliers' capabilities. We prioritise eco-practice awareness programmes and practical decarbonisation initiatives, supported by simplified reporting tools so that data quality improves as real-world reductions scale. This balance avoids placing disproportionate compliance burdens on SMEs and delivers measurable, long-term environmental outcomes across the value chain.

UPSTREAM: SUPPLIERS

Purchase of Eco-label Products

Sunway Malls maintains exclusive procurement partnerships with FSC-certified suppliers for toilet paper products, ensuring that all materials are sourced from responsibly managed forests and certified production facilities. This strategic approach supports forest conservation by promoting verified sustainable harvesting practices and systematic replanting efforts, helping to protect and preserve vital forest ecosystems.

In 2025, more than 588 million sheets of paper purchased across our Hospitality, Office and Retail divisions were FSC-certified.

OPERATIONS

Embodied Carbon Emissions

Global regulations on carbon-intensive products are reshaping supply chains. The European Union's Carbon Border Adjustment Mechanism (CBAM), introduced in 2023, is currently in its transitional phase and will become fully enforceable in 2026.

To further advance our sustainability agenda and prepare for the full implementation of CBAM, we are collecting embodied emissions data for products manufactured by Sunway Building Materials Group and Sunway Quarry.

This year, we have included embodied carbon emissions for our spun pile product under Sunway Building Materials Group. Serving as a starting point, we are looking to extend the process to the rest of our manufactured products.

The data will enable us to develop a Product Carbon Footprint, allowing us to assess each product's environmental impact by defining a baseline and providing a benchmark for embodied carbon against industry guidelines and peers. This approach strengthens our commitment to transparency and positions us to meet evolving regulatory requirements while driving continuous improvement in sustainability performance.

Sustainable Construction Materials

Our sustainable construction strategy promotes green building development through the targeted integration of environmentally certified materials. This approach enhances building performance while reducing operational costs and minimising environmental impact.

We prioritise materials with verified recyclable content and recognised environmental certifications, contributing to measurable carbon footprint reductions across sourcing and lifecycle stages. Our green building requirements also encourage the use of certified sustainable products in all key construction components, including waterproofing systems, skim coating, timber flooring, ceiling materials, tiles, paints, and pavers. Each specification is tailored to meet the sustainability objectives of individual developments, ensuring consistent alignment with our green building goals.

100% of projects used green and/or recycled materials in ongoing developments.

Sustainable Products

Within our Building Materials division, we uphold strict environmental certification standards through SIRIM ECO 023:2016 and SIRIM ECO 033:2019 eco-labels. Product quality assurance is guided by MS1380, MS1314, and MS1061 specifications and reinforced by ISO 9001 and ISO 14001 certifications across our operational sites.

Our sustainable product portfolio includes the MyHIJAU-certified Environmental Pavers, which have also earned Singapore's Green Label certification. We developed NeuPave, a water-permeable paving solution designed to mitigate urban flooding while promoting groundwater recharge and enhancing soil stability.

TOP MATERIALS USED IN 2025

Property Development	2023	2024	2025
Concrete (metric tonnes)	805,170	437,229	274,742
Reinforced Bars (metric tonnes)	842,489	15,894	6,578
Timber (metric tonnes)	1,013	91	596

Building Materials	2023	2024	2025
Coarse Sand (metric tonnes)	145,697	160,482	185,566
Aggregate - 20MM (metric tonnes)	83,660	91,076	104,087
Aggregate - 10MM (metric tonnes)	76,725	82,132	88,915

Quarry	2023	2024	2025
Bitumen (metric tonnes)	97,012	96,184	81,234
Aggregates (metric tonnes)	1,465,488	1,329,408	819,709
Fibre (kg)	2,172,530	85,977	126,281

DOWNSTREAM: CUSTOMERS

Green Lease Partnership Programme

Our Retail, Hospitality, and Office divisions implement targeted sustainability programmes aligned with international best practices to support behavioural change and contribute to Malaysia's 2050 net zero emissions goal.

Through these efforts, we have optimised building management costs, enhanced the value of our green assets, and strengthened our appeal to ESG-focused investors. We also work closely with tenants to minimise environmental impact and improve resource management practices in support of shared net zero objectives.

In addition, our Office and Retail divisions provide tenants with comprehensive design and fit-out guidelines that promote green building adoption, with specific emphasis on energy efficiency and water conservation.

In 2025, the programme garnered the participation of:

100% hotel master lessees

92% retail tenants

96% office tenants

Note: Percentage of participation is based on Sunway REIT properties only.

We aim to establish our baseline and reduction targets in 2026. In 2025, we identified tenants with high energy usage within the Office and Retail segments, beginning with our managed properties. The Office team has started engaging these high energy usage tenants as part of the initial phase; however, engagement with master lease and triple net lease tenants is planned for subsequent phases.

Sustainability Collaboration Alliance Network

Sunway Malls has put in place a Sustainability Collaboration Alliance Network (SCAN), a structured three-tier learning framework that elevates sustainability practices across the retail sector. Our programme sets industry benchmarks for environmental responsibility, encouraging retailers and retail centres to embed sustainability within their core business strategies.

Embedding Sustainability in Our Supply Chain

DIGITALISING OUR VALUE CHAIN

Digital integration is transforming our supply chain across production, distribution and delivery. Transitioning from manual to digital processes has strengthened operational excellence and business continuity.

Our digital platforms enable real-time data sharing and collaboration, enhancing efficiency, decision-making, responsiveness and agility across the value chain.

UPSTREAM: SUPPLIERS

e-Procurement

Our e-procurement platform streamlines purchase requisitions, purchase orders and goods receipt processing through fully electronic workflows. An integrated e-catalogue provides access to pre-negotiated pricing, optimising purchasing cycles and cost management. This enables bulk purchasing benefits while maintaining strong governance and compliance with internal standards.

e-Invoicing

Since 2015, we have digitised supplier invoicing into a paperless accounts payable (AP) system, further enhanced in 2019 through Robotics Process Automation. Fully integrated with our ERP infrastructure, the automated AP system enables efficient invoicing and payment processing.

OPERATIONS

Group-wide AI Adoption

We prioritise AI as a Group-wide enabler of innovation and community progress. As articulated by Deputy President Evan Cheah, AI and digital innovation are central to reimagining industries, enriching lives and futureproofing communities in pursuit of a smarter, safer and more sustainable world.

This top-down commitment is led by senior leadership, with appointed AI champions driving adoption across functions. Targeted training, awareness programmes and practical tools, such as HR chatbots, make AI accessible and relevant in daily operations.

Smart Parking System

Launched in 2019, the system converted parking at Sunway City Kuala Lumpur into a fully cashless, ticketless operation. Integrated digital payments include mobile apps, the Sunway Super App, Touch 'n Go and automated License Plate Recognition (LPR) stations.

Group HR Gen AI Chatbot

Introduced in 2025, Sunway Group's HR chatbot provides employees with on-demand support for HR enquiries, including company policies, leave entitlements and procedures.

e-Applications

We have digitised traditional filing through integrated e-Applications platforms, enabling faster document retrieval, improving productivity, and reducing paper use and physical storage.

Sunway XFarms: Smart Urban Farming

XFarms promotes sustainable urban agriculture through soil-less systems that produce pesticide-free fresh produce with minimal impact. Its decentralised, Internet of Things (IoT)-enabled precision farming model, located near consumer markets, reduces carbon emissions and food waste while preserving nutrient quality through efficient logistics.

In 2025,

Education
- 2,527 people educated through Sunway XFarms' sustainability workshops

Yield and Production
- 44,266kg vegetables grown without pesticides
- 16 varieties planted

Environmental Impact
- >190,256 km food miles saved
- >4,500 units of plastics prevented

Community Engagement
- >150 families nourished
- >139 kg of healthy food donated to urban poor

Hotels' Digital Transformation

The Sunway Hotels & Resorts app serves as a high-tech gateway that consolidates guest services including smart room controls into a single mobile interface. Such integration lies in the division's commitment to optimise guest journey and enhance operational efficiency, while capturing cross-sector data to track consumers behaviour and drive direct bookings.

Autodesk Construction Cloud (ACC)

Since 2022, Sunway Property has adopted the Autodesk Construction Cloud (ACC) platform as its centralised project management system, integrating file management, drawing controls, work inspections, and site documentation. The platform connects more than 1,000 staff members, workers, consultants, and subcontractors, enabling seamless collaboration. Real-time cost and revenue monitoring further enhance accuracy, productivity, and operational efficiency, supporting informed decision-making throughout project lifecycles.

eHousing Development Account (eHDA)

Through a strategic partnership with HSBC Bank, Sunway Belfield has digitalised the Housing Development Account (HDA) process using HSBCnet. This shift from manual to digital document submission streamlines withdrawal procedures, significantly enhancing efficiency and operational performance.

Enhanced Data Management Ultimate Framework

Sunway Property's integrated platform consolidates real-time tracking of project development costs and revenues across all operational stages. This digital infrastructure enhances data-driven decision-making, improving project accuracy, operational efficiency, and overall financial performance.

Elevating Real Estate with AI

We leverage AI and machine learning to analyse data patterns and generate insights into customer preferences and market trends. This analytical approach deepens our understanding of customer needs, providing actionable insights for project teams. By integrating AI-driven market intelligence, we align property development strategies with evolving customer expectations, improving marketing precision and engagement outcomes.

DOWNSTREAM: CUSTOMERS

Sunway Super App

The Sunway Super App strengthens digital loyalty through an integrated rewards ecosystem across our portfolio. Users can earn and redeem points at over 1,000 merchants across Sunway divisions, creating a seamless experience across the Sunway ecosystem.

Digitalised Customer Experience

Sunway Booking System

Sunway Property operationalised a digital booking platform to modernise project launches and improve accessibility. The system enables virtual property exploration, document review and remote bookings without visiting sales galleries.

Automating Customer Billing and Payment

Sunway Property implemented automated billing and payment systems into the following services:

- e-Progress Billing
- e-Official Receipt (OR)
- e-Payment Reminder
- e-Statement of Account

e-Commerce Platform for Hospitals

SMC Velocity improves healthcare accessibility through an integrated e-commerce platform offering a range of health screening packages. The Buy Now, Screen Later feature provides greater convenience and flexibility, allowing customers to schedule appointments easily through a streamlined online booking system.

Smart Hospitality

Sunway Hotels leverage the Oracle Hospitality Opera Cloud platform to streamline reservations and enhance the guest journey from arrival to departure. Digital registration, online billing, and email communications improve efficiency, while pilot initiatives such as biometric check-ins and facial recognition support a more seamless, contactless travel experience.

Impact Story

Sustainable Products: Sunway Paving Solutions (SPS)

As Malaysian cities grow denser, urban infrastructure is increasingly strained by flash floods, rising surface temperatures, and soil erosion. Conventional pavements trap heat, prevent rainwater from infiltrating the ground, and retain surface moisture—creating conditions that worsen the urban heat island effect, accelerate algae growth, and raise safety risks from slippery surfaces. These challenges are amplified in tropical climates, where high rainfall, heat, and humidity are persistent.

Sunway Paving Solutions (SPS) was developed to address these realities through engineering-led, climate-responsive design. Its interlocking concrete pavers incorporate Solar Reflectance Index SRI–compliant pigments that reflect solar radiation, keeping paved surfaces cooler under direct sunlight. Lower surface temperatures reduce heat build-up in public spaces, improve pedestrian comfort, and support green building certification requirements related to heat island mitigation.

Contributed by:

Calvin Ooi
Sunway Building Materials Group

To manage stormwater, SPS introduced NeuPave, a permeable paving system designed to function like a "sponge city" layer. Rainwater passes through the pavers into engineered base systems and subsoil drainage networks, accelerating runoff, reducing surface ponding, and lowering localised flood risk. Where appropriate, collected water can be reused for landscape irrigation, reducing dependence on treated municipal supply while supporting groundwater recharge.

Our interlocking concrete pavers also integrate algae-resistant technology to minimise biological growth on pavement surfaces. By reducing moisture retention, the system lowers slip hazards in pedestrian areas and significantly cuts the need for frequent chemical cleaning. Over its lifecycle, this translates into lower water and chemical consumption, fewer maintenance cycles, longer product durability, and reduced embodied carbon from material replacement and servicing activities.

Beyond functionality, Sunway designs its paving systems to enhance urban aesthetics—transforming back lanes and public spaces into cooler, safer, and more attractive environments that support tourism, local economies, and community well-being.

These solutions are already being deployed across Sunway developments, contributing to flood resilience, climate adaptation, and measurable reductions in long-term environmental footprint.

Looking ahead, Sunway plans to further optimise material formulations, expand permeable system adoption, and deepen supplier collaboration to reduce embodied carbon across its paving value chain. By combining engineering innovation with sustainable procurement and urban design, SPS represents Sunway's commitment to building cities that are not only more resilient to climate stress, but healthier and more liveable for the communities they serve.



Goal 3

Developing a Safe, Equal and Dignified Workforce

89 | Human Capital
102 | Protecting the Health and Safety of Our People
112 | Impact Story

GRI 2-7, 2-16, 2-21, 2-25, 2-26, 2-30, 3-3, 202-2, 401-1, 401-2, 401-3, 402-1, 404-1, 404-2, 404-3, 405-1, 406-1, 407-1, 408-1, 409-1, 411-1

Nurturing a safe, equal and dignified workforce is critical to sustaining Sunway's performance, growth and success. Our employees play a crucial role in propelling our operations towards the achievement of our vision and goals. To build a supportive workplace, we implement initiatives to protect employee health, safety and well-being, foster a culture of inclusivity, build a robust pipeline of high-performing talent and develop their capabilities. Beyond ensuring legal compliance, our efforts enhance employee well-being, boost productivity and improve talent attraction and retention, while strengthening employee branding. We are also committed to safeguarding the well-being of our partners, contractors, vendors and local communities in the vicinity of our operations.

Capitals

Material Issues

- Occupational Safety & Health
- Labour Practices & Standards
- Diversity, Equity & Inclusivity

Activities

- Human Rights Policy
- Employee Well-being Programmes
- Family-friendly Practices
- Employee Learning and Development
- Employee Health and Safety

Value Created

- Diverse and Talented Workforce
- High-Performing Workforce
- Safe and Conducive Working Environment

Aligned with UN SDGs

3 GOOD HEALTH AND WELL-BEING
4 QUALITY EDUCATION
5 GENDER EQUALITY
8 DECENT WORK AND ECONOMIC GROWTH
10 REDUCED INEQUALITIES
16 PEACE, JUSTICE AND STRONG INSTITUTIONS
17 PARTNERSHIPS FOR THE GOALS

Transformation 1: Education, Gender and Inequality

Transformation 2: Health, Well-being and Demography

LABOUR PRACTICES & STANDARDS

Sunway continues to nurture a culture rooted in dignity, inclusion, equity, respect, and fairness. Our commitment extends to upholding every employee's right to equal pay and opportunities, decent work, fair working hours, freedom of association, and a safe and healthy workplace, while prohibiting discrimination, forced labour, and child labour. These commitments are supported by robust policies and initiatives in full compliance with applicable laws and are continuously strengthened through regular engagement activities and feedback to ensure that the needs and expectations of our employees are met.

Our labour-related sustainability risks and opportunities are most pronounced in the Klang Valley, where Sunway has significant operational presence through developments such as Sunway City Kuala Lumpur, Sunway Velocity, and Sunway Putra. Areas with high employee concentration face greater exposure to workforce-management risks. At remote or dispersed sites, limited digital connectivity can hinder training access and internal communication, increasing operational vulnerability. Conversely, these conditions also present opportunities to strengthen workforce resilience by investing in digital infrastructure and remote learning platforms.

Across its operations, Sunway recognises that strong labour governance is fundamental to workforce well-being and operational integrity. Human capital, particularly permanent employees and key role holders, represents both a potential risk and a strategic opportunity. Sustained investment in talent development, mobility, and succession planning enhances long-term organisational capability and continuity. Respect for employees' rights to freedom of association and collective bargaining remains integral to maintaining open dialogue and mutual trust. As workforce expectations and regulatory standards evolve, the Company continues to embed ethical labour practices and safeguard fair employment conditions throughout its value chain.

Scenario Analysis Methodology

We ensure the consideration of potential risks among our management during workforce planning discussions and compliance reviews. Our consideration of risks and opportunities related to labour standards and practices are evaluated through various methods. Our sustainability-related risks are identified using quantitative methods, by emphasising those that could cause reputational damage or operational disruption.

Quantitative Metrics

- Turnover rates
- Completion rate of mandatory Anti Bribery & Corruption Policy
- Average learning hours

These metrics help determine potential impacts on operational continuity, and excellence. Meanwhile, opportunities are identified through employee feedback and benchmarking exercises to improve workplace conditions, well-being, and retention. These risks and opportunities relating to Labour Practices & Standards are integrated into the Company's ERM framework, as people risk, ensuring that labour-related matters are assessed and monitored alongside other material business risks.

Human Capital

Risks and Opportunities

Time Horizon	Risks	Opportunities	Changes in Financial Performance and Cash Flow	Mitigation Strategies
Short Term	Limited digital connectivity at remote or dispersed sites can impede access to essential training and internal communication, particularly regarding the delivery of mandatory compliance and safety protocols.	Reduced training delivery costs over time through scalable digital learning platforms.	Increase in short-term operating costs from investment in digital infrastructure and transition to e-learning platforms.	Expand e-learning platforms and virtual training programmes that can be accessed from various remote locations.
Medium Term	Increase in employee turnover and inability to attract key talent.	• Strategic investment in compensation and recruitment can attract higher-calibre talent, improving operational efficiency and long-term business performance. • Strengthen employer brand and market positioning.	Higher operating expenses from compensation and recruitment-related costs may reduce operating margins and profitability.	• Strengthen talent retention and engagement through competitive remuneration structures, clear career progression pathways, performance-based incentives, and employee well-being initiatives to reduce turnover and recruitment costs. • Enhance employer branding and talent development programmes to attract and retain critical skills, supported by initiatives such as the Sunway Career Fair (locally and internationally) and Sunway's Management Associate Programme.
Long Term	Weakened organisational capacity due to leadership gaps and reduced employee engagement.	Sustained revenue growth supported by strong leadership and organisational capability.	Lower organisational productivity and operational efficiency may negatively impact revenue generation and increase unit operating costs.	Succession planning, leadership capability development, and proactive employee engagement initiatives to ensure leadership continuity and organisational resilience.

Current Effects

- Labour-related costs including training, benefits and systems amounted to approximately RM111 million in FY2025.

Anticipated Effects

- Labour-related costs which include training, benefits and systems are expected to rise 10% year-on-year.
- Talent shortages may drive increasing adoption of automation, outsourcing, or simplification of services.
- Stricter labour regulations are expected to increase both compliance and operational costs.

Strategies

Sunway's labour management strategy embeds sustainability principles into workforce governance, talent development, and employee well-being. The Company has expanded training and reskilling initiatives, and promoted diversity, equity, and inclusion across its workforce.

Planned initiatives focus on advancing the digital transformation of HR systems to enhance accessibility and consistency in workforce development. This includes expanding e-learning platforms and virtual training programmes, particularly for employees at remote or dispersed sites. Complementary efforts will include structured succession planning, greater talent mobility across business units, and leadership pipeline development to build a resilient, skilled, and future-ready workforce.

While short-term investments in employee welfare increase operating costs, these initiatives reduce operational risks and strengthen workforce stability over time. In the medium to long term, improvements in retention, productivity, and workforce capability are expected to enhance business continuity and support sustainable growth.

Metrics and Targets

We aim to maintain robust labour governance through continuous monitoring of key workforce indicators: employee turnover rate, average learning hours, and completion rate of mandatory Anti Bribery & Corruption Policy. Turnover is measured as a percentage of total employees, while average learning hours are tracked through internal HR systems and the Learning Management System (LMS). These metrics are reviewed annually to evaluate workforce capability and stability, with ongoing efforts to improve data quality and completeness across all divisions.

Our workforce targets are benchmarked against national and industry standards. These targets will continue to be reviewed annually to align with emerging labour trends and evolving workforce expectations, supporting ongoing improvements in engagement, capability development, and productivity.

Metrics	Targets	2025 Performance
Turnover Rate	12% - 16%	**2,006 (14%)** employees
Mandatory Completion of Anti Bribery & Corruption Policy[1]	100%	**92%**
Average Learning Hours per Employee	40 hours	**44** hours

Note:

[1] Includes part-timers and foreign workers

Human Capital

UPHOLDING HUMAN RIGHTS

Embedding human rights into our operations is fundamental to our long-term sustainability and responsible corporate stewardship. Guided by our commitment to social justice, we strive to align our actions with our values – ensuring equal pay for equal work, eliminating discrimination, promoting fair working hours, and safeguarding every employee's right to a safe and secure workplace. We also uphold the freedom of association and the right to collective bargaining.

We operate in full compliance with the Employment Act 1955 (Amendment 2023) and other applicable labour laws in Malaysia, as well as international regulations that prohibit child and forced labour. Our practices are further guided by the UN Guiding Principles on Business and Human Rights. Since adopting the UN Global Compact (UNGC) Principles in 2012 and endorsing the ILOs eight fundamental conventions, we have reinforced our commitment to the well-being of our people, partners, and communities.

These commitments are embedded in our Human Rights Policy and Supplier Code of Conduct, which outline our responsibilities in upholding human rights across all operations and partnerships.

For more information on the Supplier Code of Conduct and our integration of ESG principles into the supply chain, please refer to page 81 of this report

Human Rights Policy

Sunway's Human Rights Policy outlines our human rights commitment, its implementation and the procedure for reporting grievances. The policy obligates the Company and all its employees to uphold the following:

- Promoting Equal Opportunities Across Sunway
- Upholding Freedom of Association
- Eradicating All Forms of Abuse and Harassment
- Enhancing Health and Safety Measures
- Eliminating Forced/Compulsory Labour
- Protecting the Rights of Children

Established in 2021, our Human Rights Policy is based on the principles of the Universal Declaration of Human Rights and the UN Guiding Principles on Business and Human Rights. All Sunwayians must affirm that they understand and acknowledge the policy by undergoing an annual mandatory assessment in relation to the policy.

The Board of Directors and BSC have oversight of the policy, with support from the GIAD and Group Human Resources (GHR). Furthermore, the leadership of each business division is responsible for the management and implementation of the policy.

Sunway Human Rights Policy: https://www.sunway.com.my/wp-content/uploads/2025/04/Sunway-Berhad-Human-Rights-Policy-240425.pdf

GRIEVANCE MECHANISM

We maintain a comprehensive grievance mechanism that includes an employee grievance procedure and a whistleblowing hotline, allowing concerns related to recruitment or workplace issues to be addressed transparently and confidentially. Employees and external stakeholders are encouraged to speak up about any misconduct, inappropriate behaviour, fraud, or corrupt practices. All reports are directed to the Head of Internal Audit for timely action and fair resolution, ensuring accountability and trust across our organisation.

Whistleblowing Hotlines

+603 5639 8025

whistleblowing@sunway.com.my

In 2025, we received:

ZERO substantiated complaints regarding human rights violations

ZERO incidents of violations involving the human rights of indigenous people

EMPOWERING WORKERS THROUGH FREEDOM OF ASSOCIATION

We uphold the rights to freedom of association and collective bargaining as part of our commitment to fostering an inclusive and cohesive workplace. Employees are free to form or join unions and other representative groups to collectively negotiate for fair wages, improved working conditions, and other employment matters. By empowering our people to voice their concerns, we promote a balanced employer–employee relationship built on mutual respect and participation.

Our provisions of collective bargaining agreements conform with Malaysia's Employment Act 1955 and all relevant labour laws, ensuring employees can freely choose their representatives. Workers' unions meet regularly with management to review and update collective agreements, with negotiations conducted within a three-month notice period. Any operational changes that may affect employees are addressed carefully and on a case-by-case basis to ensure fairness and transparency.

Business Divisions	Names of Union	Employees Covered (%)
Sunway VCP Sdn Bhd	Non-Metallic Mineral Products Manufacturing Employees' Union	9%
Sunway Lagoon Club Berhad	Club Employees Union Peninsular Malaysia	55%
Sunway Biz Hotel Sdn Bhd	National Union of Hotels, Bar & Restaurant Workers Peninsular Malaysia	93%
Sunway Hotel Seberang Jaya Sdn Bhd		80%

CARING FOR THE WELL-BEING OF OUR PEOPLE

The well-being of our people is central to our productivity, success, and long-term growth. We provide support for their physical, mental, and social health, alongside their professional and personal development, by providing programmes that promote wellness, career growth, and work-life balance. We also strive to create a safe and inclusive workplace where every employee feels valued, respected, and empowered to speak openly without fear of reprisal, fostering a culture of trust, care, and belonging across the organisation.

SUPPORTING THE PHYSICAL, MENTAL, AND FISCAL HEALTH OF SUNWAYIANS

Sunway's GHR department implements various programmes that support overall wellness. In 2025, our talks featured various topics on health and mental health, aimed at raising awareness and fostering greater understanding of mental health in the workplace.

Employee Assistance Programme

- Sunway provides a 24/7 Employee Assistance Programme (EAP) that offers confidential counselling, guidance, and professional therapy for both personal and work-related challenges
- The EAP is available to all employees and designed to provide timely, discreet support to help individuals manage stress, emotional difficulties, and life transitions.
- The programme is complemented by stress management sessions and educational initiatives that promote psychological safety, resilience, and awareness of mental health issues such as anxiety, depression, and the importance of work–life balance.

Through the EAP, we foster an environment where employees feel supported, understood, and empowered to seek help without stigma.

Health Talks and Workshops

- Workshops and health talks focus on mental wellness, stress management, emotional resilience, and work–life balance to support holistic health.
- Financial wellness sessions equip employees with practical knowledge on budgeting, debt management, financial planning, and long-term security.
- Health talks and workshops are designed to address physical, emotional, and financial well-being, supporting employees throughout their personal and professional journeys.



Human Capital

REWARDING EMPLOYEES WITH COMPELLING BENEFITS

Benefits play a vital role in creating a supportive workplace and driving productivity. They form an essential part of our holistic compensation package, recognising the commitment and contributions of Sunwayians. To attract, retain, and motivate talent, we offer a competitive and comprehensive range of benefits that support the health, financial security, and overall well-being of our employees and their families.

Work + Life Integration

Employee Health Screenings

- Employee health screenings are available at the Company level and in selected business divisions.
- Confirmed executives of Sunway Berhad who have served for at least six months may undergo the Health Screening Programme on the following basis:
  - Below 40 years old: Once every two years
  - Above 40 years old: Once a year
- The Health Screening Programme is available to all confirmed non-executive employees of Sunway Berhad, based on their age group and length of service. Eligible employees may undergo one health screening per year and can apply for the next screening one year after their most recent session.

Staff Discounts

- We are a co-investor in our integrated communities, managing our assets within them.
- As part of our long-term co-investor philosophy, we encourage our people to be active members of the communities they serve. To support this, we offer staff discounts that allow Sunwayians to live, learn, play, and stay healthy together with the communities around them, including:

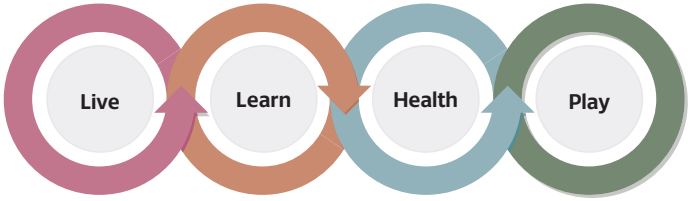

Live	Learn	Health	Play
Property purchases	Selected educational programmes across our learning institutions	Sunway healthcare services	Theme park tickets, hotel room rates and food and beverage (F&B)

Kelab Sosial Sunway

A social club for Sunway employees that organises various activities, including:

- Blood donation drives
- CSR activities
- Donation drives
- Health talks
- Sports and recreational activities
- Domestic and overseas holiday trips

In addition, the club offers discounts and subsidies on a range of essential goods, such as:

- Fresh vegetables from Sunway XFarms
- Pharmacy retail goods such as supplements, personal protective equipment (PPE) and hygiene products from Sunway Multicare Pharmacy

Perks@Sunway

- A comprehensive platform for all Sunwayians powered by the Sunway Super App.
- It features various benefits, such as points, rebates, discounts and exclusive events from merchants and vendors within the Sunway community.
- The eStaff ID feature was introduced to enhance the Sunwayian experience.
- We have deals posted on Perks@Sunway exclusively for our employees.

FLEXIBLE WORKING ARRANGEMENTS

We provide flexible working arrangements, including staggered hours, in accordance with the Flexible Working Arrangements Policy under the amended Employment Act 1955. This approach supports the diverse needs of parents, guardians, and caregivers, while empowering all Sunwayians to achieve a healthy and fulfilling work-life balance.

Family-Friendly Policies

Working Mothers Support

- Our premises offer designated car parks and escort assistance for expectant mothers by security officers.
- Mother's rooms that are designed to support working mothers are available in our malls, education buildings, hotels, office (Menara Sunway) and hospital (Sunway Medical Centre).

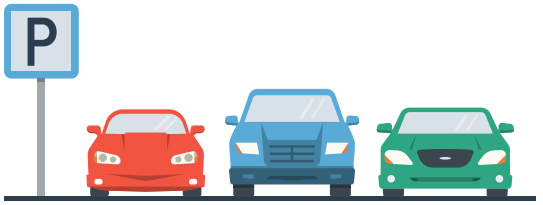

Childcare Subsidy

- Sunway partially subsidises tuition fees for R.E.A.L. Kids Sunway, The Parenthood and Sunway Little Sunshine Childcare.
- This subsidy is available for up to two children per family for a maximum of RM250 per month per child.
- Childcare subsidies of up to RM3,000 annually are tax-exempted.

Sunway Little Sunshine Childcare Centre

- A flagship facility offering a nurturing environment for employees' children aged from two months to four years old.
- Conveniently and strategically located near multiple Sunway office buildings, the centre alleviates the stress and time constraints of finding reliable childcare by allowing employees to have their children nearby, enhancing their peace of mind and productivity.
- The centre is equipped with state-of-the-art amenities and staffed by qualified professionals who create a safe and stimulating environment for children to learn, play and grow.
- The centre's excellence has been recognised with the Parents' Choice Award for Best Baby & Childcare Centre for four consecutive years, from 2022 to 2025.

Leaves

- Annual leave
- Emergency leave
- Maternity leave
- Paternity leave
- Medical/Hospitalisation leave
- No pay leave
- Prolonged illness leave
- Special leave
  - Parental/Childcare leave
  - Compassionate leave
  - Marriage leave

Human Capital

ENHANCING EMPLOYEE EXPERIENCE

A positive employee experience is key to fostering satisfaction, engagement, and overall organisational success. We continue to set high standards in sustainable leadership, management, and people practices, constantly exploring new and meaningful ways to connect with and support our employees.

DEEPENING EMPLOYEE ENGAGEMENT

We engage with our people in a unified way that reflects our shared values and brand identity. This open environment encourages our employees to voice their thoughts and expectations, enabling us to respond effectively and continuously enhance the employer–employee relationship.

Recognition of Excellence

Clinching multiple accolades for its people and workplace practices, Sunway was recognised as a top performer for organisational excellence and talent sustainability at the 2025 Life at Work Awards (LAWA). The Company received the Best Organisation (Public Listed Company) award and Talent Sustainability (International Organisation/Public Listed Company), alongside recognition for Workplace Innovation. In addition, Sunway Education Group was recognised for its Future-Ready University and College initiatives (Private Sector).

Further affirming this commitment, Sunway was officially certified as a Great Place to Work, reflecting the collective voices of our employees across Malaysia and our international operations, and underscoring our focus on fostering a trusted, inclusive, and caring workplace.

Wellness@Sunway

- The three-day event at Menara Sunway aimed to create a healthier and happier workplace.
- The event brought the four pillars of wellness to life and complemented our monthly health talk agenda.
- It featured health talks, activities, a marketplace, health screenings and vaccination drive, a career clinic and wellness booths.

MyVoice: Gateway to Real-Time Insights

- Since 2023, we have utilised Microsoft Glint as our employee feedback platform, providing real-time insights into the dynamic needs and expectations of our employees. We continue to leverage this platform in 2025 to strengthen employee engagement, foster open dialogue, and create a workplace culture where every voice is heard and valued.
- The platform allows us to develop prompt and actionable responses to employee feedback, giving employees the confidence to speak up, provide their input in the group's decision-making process and drive positive change at the workplace.
- In 2025, we conducted surveys across five business divisions – Healthcare, Hospitality, Leisure, Construction and Real Estate, along with the Sunway HR Community – with 3,209 employees involved with completing the surveys, reflecting our ongoing dedication to capturing employee insights and driving meaningful workplace improvements.
- Our commitment to employee engagement through MyVoice contributed to achieving Great Place To Work® certification in 2025, reinforcing our dedication to building an inclusive environment where all employees know their opinions matter.

NURTURING THE LEADERS OF TOMORROW

Sunway is committed to nurturing the professional growth of our people through continuous learning and development. By investing in programmes that strengthen skills and capabilities, and by providing clear career pathways supported by effective feedback mechanisms, we create a strong foundation for long-term career advancement.

Building our employees' knowledge, expertise, and confidence enhances motivation, satisfaction, and overall performance. A highly skilled workforce also enables us to adapt more effectively to the evolving demands of a dynamic business environment. In 2025, our learning and development efforts focused on further strengthening leadership capability through programmes that promote consistent leadership behaviours across business units and embed a strong coaching culture throughout the organisation.

In 2025, the Company strengthened leadership capability through the rollout of enhanced people and personal leadership development programmes aligned with organisational competencies and embedded coaching practices. The Company also expanded career development pathways through guided career conversations and innovative learning tools, while advancing future-ready digital and innovation skills across business units. In parallel, disciplined utilisation of HRDC funds was maintained to ensure responsible learning investment and equitable access to development opportunities.

In 2025, we invested over

RM6.2 MILLION

in learning and development programmes for employees.

Vision to Execution		
Understanding Business	Purposeful Execution	Innovation Management

People and Growth		
Relationship Management	Leadership Courage	Learning and Growth

Group Leadership	Lead by example with humility and integrity to create a safe and mindful environment for self-expression and growth. To appreciate and act in the Company's best interest, leveraging synergistic strengths to better compete regionally and globally.
Business Leadership	Ability to provide direction with a strong understanding of the business, take quick and decisive action when needed and inspire others to perform at their highest possible level.
People Leadership	Ability to positively influence, manage, develop and lead others across different backgrounds to create high-performing and collaborative individuals and teams that work towards shared goals.
Personal Leadership	Ability to take personal responsibility and lead self in a desired direction. Ready to commit the required efforts to expand one's capacity and strengths towards self-improvement and achieving set goals.

Human Capital

CORE LEADERSHIP PROGRAMMES

The Sunway Leadership Centre has developed a range of programmes to strengthen key leadership competencies that support our transformation goals for 2030 and beyond. These initiatives include eLearning, classroom-based training, and simulations, with schedules shared through our monthly learning calendar. Employees are also encouraged to take on stretch assignments and projects that provide hands-on opportunities to apply and refine their leadership skills.

Our leadership programmes are aligned with the Sunway Leadership Competencies framework, designed to build agility and resilience so our leaders can guide teams effectively, especially during challenging times.

We also offer Knolskape virtual leadership sessions featuring realistic simulations that allow employees to practise leadership in real-world scenarios. For self-paced learning, employees have access to LinkedIn Learning, which offers a wide selection of courses covering leadership, technical expertise, and personal development, empowering them to pursue growth at their own pace.

To ensure new employees recognise ESG as a core part of who we are, ESG principles are integrated into the Sunway Corporate Orientation Programme for New Employees (SCOPE). To make learning more engaging, gamified tools such as ESG board games have been introduced, creating a fun and interactive way for new hires to understand sustainability concepts and their relevance to our values.

SOFT SKILL PROGRAMMES

We strive to equip our people with the technical and soft skills needed to remain agile and future-ready in an ever-evolving business landscape. Empowering employees with the right knowledge and capabilities helps them become more confident, innovative, and engaged - driving both individual and organisational growth.

Our soft skills programmes take a holistic approach to learning and development. In collaboration with Sunway Education Group, we offer courses conducted by professors from Sunway's educational institutions. Participants begin with foundational courses such as *Effective Communicative English* and *Effective Business Writing*, before progressing to digital-focused programmes covering analytics, digital marketing, data visualisation, and IoT fundamentals.

We also work with Sunway iLabs to deliver the *Young Innovator Bootcamp* and with 42KL on hands-on learning experiences such as *ChatGPT* and *Python Fundamentals*. These practical programmes enable employees to immediately apply their new skills at work, enhancing the real-world impact of their learning.

FUNCTIONAL AND TECHNICAL TRAINING PROGRAMMES

Our employees receive core functional and technical training to ensure they stay up to date with the latest industry knowledge in their respective fields. These programmes include standard operating procedures and on-the-job training, as well as function-specific sessions tailored to each business area. This approach helps employees adapt to new guidelines and operational requirements within their roles. Online training modules covering key compliance policies are also provided, with assessments at the end of each session to evaluate participants' understanding and readiness for compliance.

SUNWAY LEADERSHIP COMPETENCIES

The Sunway Leadership Centre (SLC) has continued to deliver development programmes that help employees build the Sunway Leadership Competencies identified as essential to achieving our organisational and transformation goals for 2030 and beyond. In 2025, our learning and development focus centred on strengthening leadership capability, opening pathways for career development, and building future-ready skills to equip our people to navigate an increasingly volatile, uncertain, complex, and ambiguous (VUCA) environment.

Leadership development was strengthened through the Enhanced Personal and People Leadership Development Journey, designed to build consistent leadership behaviours across business units and deepen a coaching culture:

People Leaders

A performance-coaching focus equips managers to coach in the flow of work through structured check-ins, clear goal-setting, and bite-sized feedback embedded within MyPerformance.

Personal Leaders

The LEAP programme supports early-career talent by strengthening self-awareness, reinforcing Sunway values, and fostering a speak-up culture, alongside practical skills such as time management and effective communication.

To support self-directed growth, we introduced the Career Compass board game and guided career conversations, using a gamified learning approach to help employees explore career pathways and build awareness of leadership and functional competencies. Future-ready capabilities were further developed through Innovation Mindset and Digital Skills pathways, including AI, automation, and data literacy, made accessible across business units via MyLearning. These efforts were supported by disciplined learning investments, with strong utilisation of HRDC funds and equitable access to development opportunities across roles and locations.

Sunway Leaders Conference 2025 gathered Sunway's leaders and emerging talents over two days. Anchored by the theme "Beyond 50", the conference created a platform for strategic dialogue on leadership, growth, and transformation, reinforcing a shared vision for the Company's future. Through leadership engagements and knowledge-sharing sessions, the conference underscored the importance of purpose-driven leadership, education, and innovation in supporting long-term value creation and sustainable development.

Average Learning Hours Per Executive

Total Learning Hours **360,507** hours	**Per Employee** **44** hours
By Employee Category	
Senior Management **54** hours	Manager & Senior Manager **51** hours
Senior Executive & Assistant Manager **45** hours	Executive **40** hours
Employees who have received training on Anti Bribery & Corruption Policy	**92%**

Note: Includes contract and part-time staff

DEVELOPING A DIVERSE AND FUTURE-READY WORKFORCE

Managing Our Talent

High-performing employees are key to maintaining our competitive and sustainable growth. We support their development through integrated people management practices that track talent progress, sustain motivation, and strengthen loyalty. This is achieved through a constructive performance evaluation process and competitive remuneration.

Employee performance is managed through the MyPerformance platform, which provides managers with insights into their team members' career goals while allowing employees to complete regular self-assessments before formal evaluations by their line managers. The platform also facilitates one-to-one sessions between managers and employees and encourages continuous feedback throughout the year, fostering open communication and shared growth.

Our key approaches to people management consist of:

- Reviewing salary structures yearly according to industry standards
- Keeping our total remuneration competitive and benchmarked against market performance
- Balancing performance bonuses, increments and benefits in our performance management strategy

Human Capital

MAINTAINING A STRONG TALENT PIPELINE

The long-term success and sustainability of our organisation depend on maintaining a strong and capable talent pipeline. By investing in this pipeline, we ensure a continuous flow of high-performing individuals who strengthen our resilience, adaptability, and competitiveness.

Our efforts to nurture future talent include providing opportunities for young people to build their careers and develop leadership potential. The Sunway Management Associate Programme offers a structured and empowering pathway designed to identify and train future leaders through progressive, hands-on learning. We also offer internships that give students valuable real-world experience and the chance to explore various career paths.

As part of our contribution to nation-building and workforce development, we continue to broaden access to meaningful employment and career progression opportunities. In 2025, we strengthened our commitment to actively engage and recruit students from Technical and Vocational Education and Training (TVET) institutions, recognising that talent comes from diverse backgrounds. Beyond recruitment, we partner with TVET institutions to provide scholarships, industry exposure, and structured career pathways that support students' transition into the workforce.

We also deepened leadership development across the Company. In the third quarter of 2025, we launched a comprehensive group-wide coaching and mentoring programme designed to bridge organisational levels and business divisions. This initiative promotes knowledge exchange, best practice sharing, and collaboration by leveraging the Company's diverse expertise. In parallel, our Healthcare and Retail divisions implemented targeted coaching programmes to engage senior leaders with emerging talent and strengthen cross-functional learning within their divisions.

EMBRACING DIVERSITY

At Sunway, we view diversity as a source of strength that brings fresh ideas and perspectives reflective of the multicultural communities we serve. Our Diversity and Inclusion Policy guides our commitment to creating a workplace where differences in background and identity are valued, and where collaboration, fairness, and respect are central to how we work together.

We strive to foster an environment that upholds dignity and equality for all, with zero tolerance for any form of discrimination, victimisation, intimidation, bullying, or harassment. In line with our Code of Conduct and Business Ethics Policy, we strictly prohibit discrimination based on race, religion, gender, age, disability, or nationality.

In 2025, there were **ZERO** cases of discrimination reported.

UPLIFTING WOMEN LEADERS

As part of our commitment to diversity and inclusion, we continue to create an environment where women are supported, empowered, and encouraged to take on leadership roles across the organisation. We recognise that diverse leadership perspectives strengthen collaboration, decision-making, and long-term performance, contributing meaningfully to the Company's success.

In 2025, we continued to meet the Malaysian Code on Corporate Governance's requirement of having more than 30% female Directors on our Board. By fostering inclusive leadership practices, visible senior support, and equal access to development opportunities, we aim to build a balanced and representative leadership pipeline that reflects our people and the communities we serve.

Sunway continues to prioritise local talents and in 2025, 96% of our Senior Management were locals.

Board Diversity (Gender and Age Group)

By Gender

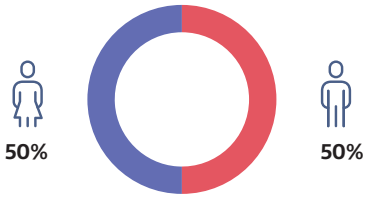

By Age Group

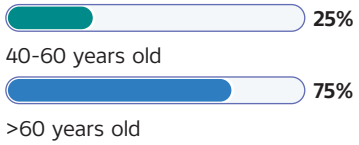

Board Diversity (Ethnicity)

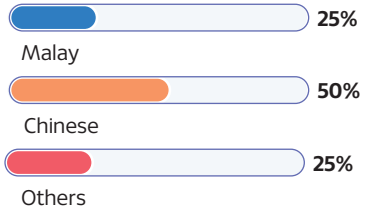

Turnover Rate

2,006
(14%)

Employees by gender and age group

Executives

Male **17%**

Female **41%**

Non-Executives

Male **22%**

Female **20%**

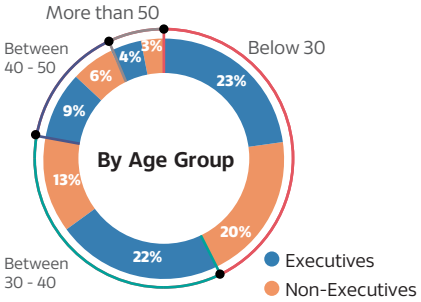

Employees by Ethnicity

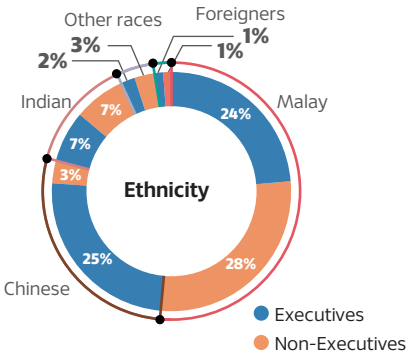

Pay and Compensation

Annual Mean Pay
RM104,100

Annual Median Pay
RM73,900

Annual Highest Total Pay
RM6,357,100

Annual Lowest Pay
RM23,100

Total Annual CEO Compensation:Total Median Compensation
59:1

Total Annual CEO Compensation
RM4,378,200

Total number of new hires by gender and region

Domestic	36% (1,321)	64% (2,368)
Overseas	0	0

Total number of new hires by age group



Notes:

1. The Board information is as of 31 December 2025. Tan Sri Dato' (Dr) Chew Chee Kin retired as Director and President with effect from 31 December 2025.
2. Sunway's employee data is derived from operations in Malaysia only. Domestic hires refer to Malaysians, while overseas hires refer to foreigners working at our operations or entities within Malaysia.
3. Figures stated may not add up due to rounding of decimals.

Protecting the Health and Safety of Our People

At Sunway, we are committed to fostering a safe, healthy, and inclusive environment for our employees, contractors, visitors, and broader stakeholder community. This commitment not only enables the Company to operate efficiently and productively but also supports our overarching goals in sustainable development.

Our Occupational Health, Safety and Environment (OHSE) Policy serves as the foundation for our safety, health and environmental practices. It provides a proactive, systematic, and consultative framework that empowers all individuals in the organisation to take responsibility for workplace safety and well-being. We aim to build a generative safety culture by 2030, where all stakeholders take ownership of health and safety values. This journey involves embedding self-regulation across all business divisions and fostering a resilient work environment in which everyone contributes to a safe, thriving community.

STRONG OHSE GOVERNANCE

We take a risk-based approach to prevent occupational injuries and illnesses by embedding robust governance and fostering a culture of continuous improvement. All operational sites at Sunway are equipped with OHSE Management Systems (OHSEMS) that align with the Occupational Safety and Health (Amendment) Act 2022, the Environmental Quality (Amendment) Act 2024, and ISO 45001:2018 Occupational Health and Safety Management System. These systems help us effectively identify, manage, and mitigate health, safety, and environmental risks while driving ongoing process improvements.

Governance Oversight:

- The Board of Directors sets the strategic direction for OHSE and reviews key performance targets.
- The Group OHSE Council, chaired by Datuk Mohd Anuar bin Taib, deliberate on critical OHSE matters and ensure alignment across the Group and all business divisions.
- Occupational Safety and Health Committees are established at the division level in accordance with the Occupational Safety and Health (Safety and Health Committee) Regulations 1996, chaired by department heads and comprising both employer and employee representatives to ensure transparency and collective ownership of safety-related decisions.

Group OHSE Council Organisational Chart

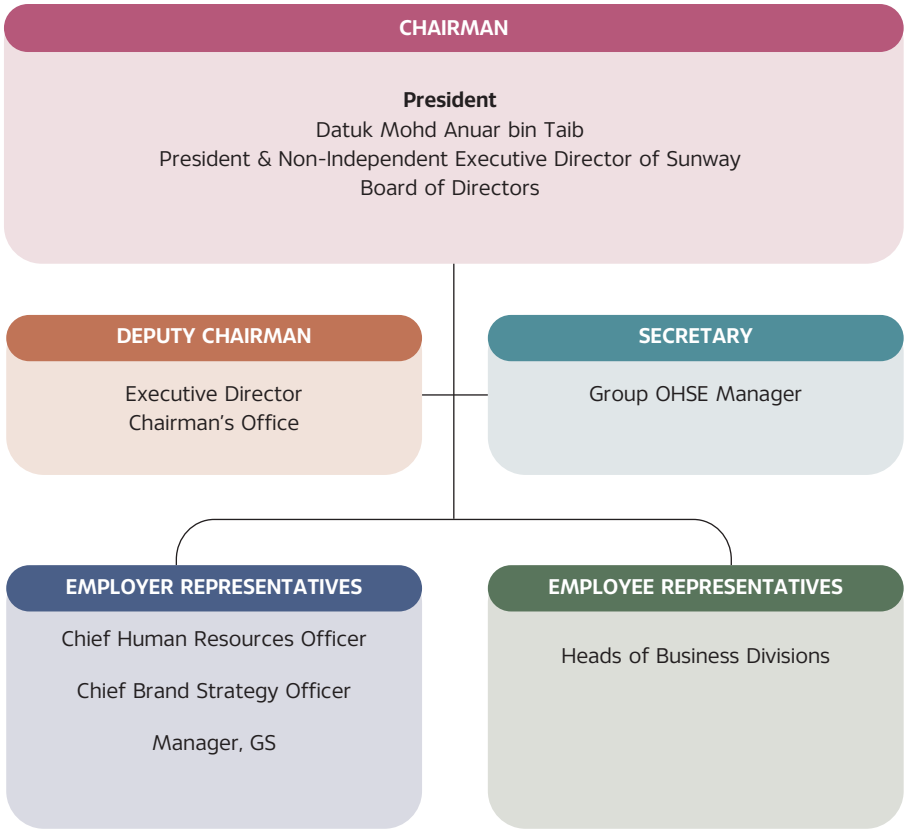

STRATEGIC OHSE PLAN

A safe and conducive workplace is key to operational excellence. We continue to adopt the Occupational Safety and Health Master Plan 2021–2025 (OSHMP25), a national initiative focused on enhancing compliance, data-driven improvements, talent development, and leadership engagement.

This renewed national emphasis on occupational health and safety aligns with the growing prioritisation of employee well-being and sustainability across industries—driven by both regulatory developments and heightened stakeholder expectations.

Sunway adopts Professor Patrick Hudson's Safety Culture Journey to guide the advancement of our safety culture. Our goal is to achieve the generative stage by 2030, where stakeholders actively advocate for health and safety practices.

Protecting the Health and Safety of Our People

HEALTH, SAFETY AND ENVIRONMENTAL STANDARDS

Compliance and Auditing

Our commitment to safety is reflected in the consistent application of the OHSEMS, which provides a structured approach to safeguarding 100% of our workforce. Regular internal and external audits are conducted to ensure compliance with:

- Occupational Safety and Health Act (Amendment) 2022
- Environmental Quality Act (Amendment) 2024
- ISO 45001:2018 Occupational Health and Safety Management System standards
- ISO 14001:2015 Environmental Management System standards

Launched in 2022, the Group OHSE Corporate Audit programme now covers all employees and contractors. These cross-functional audits are carried out by trained OHSE auditors, certified as Lead Auditors for ISO 45001:2018 OHSMS. The programme achieved an overall audit rating of 4.84 out of 5, representing an increase of approximately 4.76% from 2024. Several of our business units have also enhanced their practices and attained ISO certifications.

ISO 45001:2018

Certified

- Sunway Building Materials Group
- Sunway Medical Centre, Sunway City Kuala Lumpur
- Sunway Property
- Sunway Lagoon Theme Park
- Sunway Pyramid Mall
- Sunway Carnival Mall
- Sunway Velocity Mall
- Sunway Putra Mall
- Sunway Quarry, Hulu Langat
- Sunway Quarry, Melaka
- Sunway Quarry, Bukit Perak
- Sunway Quarry, Salak Tinggi

ISO 14001:2015

Certified

- Sunway Building Materials Group
- Sunway Property
- Sunway Pyramid Mall
- Sunway Carnival Mall
- Sunway Velocity Mall
- Sunway Putra Mall

SUPPORTING OUR OHSE PROFESSIONALS

At Sunway, we are committed to empowering employees to foster a generative safety culture through clearly defined responsibilities, robust systems, and continuous capability development. Our proactive and preventive approach to safety emphasises continuous improvement in risk mitigation processes across all operations.

Through our OHSEMS, employees and contractors adopt the Plan-Do-Check-Act (PDCA) methodology, embedding safety and health considerations in their daily activities.

Key measures include:

- Clearly defined job descriptions and delegation letters outlining OHSE responsibilities and accountabilities.
- Comprehensive training to close knowledge and skills gaps, enhance professional competencies, and ensure consistent safety standards.

Since 2023, we have been building an internal pool of OHSE professionals with specialised expertise in areas such as ergonomics, noise risk assessment, and chemical health risk assessment. This internal talent pool facilitates knowledge sharing and cross-functional learning throughout the Group.

Training and Development

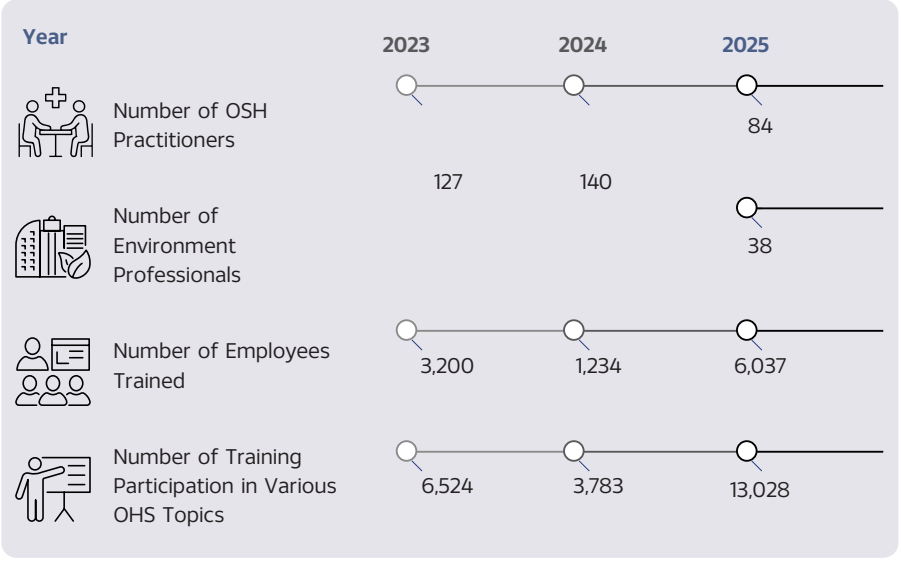

OSH & Environmental Practitioner

Each business division has appointed OSH and environmental practitioners to oversee and support workplace safety. These coordinators serve as crucial links between operational teams and leadership, driving compliance and fostering accountability.

MITIGATING OPERATIONAL RISKS

Risk Identification and Assessment

We maintain a Centralised OHSE Risk Register that records identified hazards, assessed risks, and implemented control measures. The register is regularly reviewed and updated to reflect operational changes, findings from incident investigations, and the effectiveness of existing controls. Risk assessments are conducted for both potential new operations or projects and existing operations to evaluate health and safety aspects. In addition, we carry out service sector risk assessments to ensure alignment with the relevant safety standards, and minimise risks to people.

A key component of our OHSEMS is Hazard Identification, Risk Assessment and Risk Control (HIRARC) process which ensures a systematic and proactive approach to managing risks. Applying the Hierarchy of Controls, we prioritise effective and sustainable mitigation measures — focusing on elimination, substitution, engineering controls, administrative actions, and the use of PPE.

This structured approach reinforces our commitment to safe operations, regulatory compliance, and long-term organisational resilience.

Aspects and Impacts

Our Group OHSE team has begun raising awareness on the importance of managing environmental aspects and impacts. This initiative aims to enhance understanding of how our operations affect the environment and the actions that can be taken to minimise negative impacts.

In November 2025, the training programme "Minimising Environmental Impact Strategies for a Sustainable Future" was conducted.

Hazard Reporting

At Sunway Property, workplace safety is strengthened through a structured and efficient hazard reporting system. Incidents on-site are first reported via WhatsApp, the quickest and most accessible communication tool for construction sites, before being logged into the Autodesk Construction Cloud platform to track, document, and monitor their status. Incidents are subsequently investigated, with findings and required corrective actions documented in an Investigation Form. The completed report is then uploaded to the Autodesk Construction Cloud platform to enable systematic monitoring and tracking of the incident status. By combining instant communication with digital tracking, Sunway Property ensures swift responses, accountability, and continuous improvement in creating a safe working environment.

At SMC Velocity, incidents are reported and tracked through a system developed in-house by the Sunway Healthcare Group. In the fast-paced environment of hospital operations, a convenient and user-friendly reporting platform is essential to prevent service disruptions. This system enables staff to report and manage incidents efficiently, ensuring that patient care remains uninterrupted while continuously improving the hospital's overall incident management process.

We ensure transparent and confidential incident reporting mechanisms across all operations. Key initiatives include:

- A dedicated incident reporting system
- Anonymity and protection under the Sunway Whistleblowing Policy
- Empowering employees to cease work when they identify imminent hazards or risks

We remain committed to strengthening both proactive and preventive measures to avoid future incidents.

Incident Investigation and Fatality Prevention

A dedicated Group Incident Investigations Team, composed of experienced OHS practitioners, leads investigations into fatalities or high-consequence work-related injuries (HCWRI). Their mandate includes:

- Identifying root causes
- Recommending corrective actions
- Strengthening procedures, training, and supervision

We aim to keep our fatality rate below the DOSH national benchmark of 1.46 deaths per 100,000 workers by 2030. In 2025, we reported 0 fatalities and no HCWRIs. Common injuries such as those from stepping on, and/or striking against moving/stationary objects, or being struck by moving objects (flying fragments/particles), except falling objects, have been addressed through Hazard Identification, Risk Assessment, and Risk Control (HIRARC) review, training, and procedural changes.

Protecting the Health and Safety of Our People

SAFETY FOR CONTRACTORS AND SUPPLIERS

Sunway extends its health and safety expectations to all suppliers and third-party contractors through our:

- Sustainable Procurement Policy
- Code of Conduct and Business Ethics Policy
- Procurement SOP updates that require all non-workers to comply with OHSE regulations

Contractors must:

- Conduct risk assessments before starting work
- Implement mitigation plans aligned with OHSE requirements
- Comply with regular site inspections and permit-to-work systems, enforced by our safety teams

These measures ensure that health and safety responsibilities are embedded across our extended value chain. We also have initiated our inaugural second-party audit on 2 October 2025 at Meriahtek Sdn Bhd, our e-waste collector. Proper waste management is one of the most important responsibilities we hold as an organisation, not only to safeguard compliance but also to protect the environment that sustains us all. Every piece of electronic waste carries the potential to pollute land, air, and water if not managed responsibly.

The purpose of the audit was to ensure that all e-waste generated by our operations is disposed of, transported, and treated in full compliance with environmental laws and regulations. We believe that the responsibility of a waste generator does not end once waste leaves our premises. It extends further to how the waste is transported, the conditions under which it is handled, and the methods by which it is ultimately treated.

The audit confirmed that Meriahtek Sdn Bhd maintains certifications from the Department of Environment (DOE) for its premises and vehicles, ensuring legal compliance and safe operations. These assurances provide confidence that our e-waste is being managed responsibly, ethically, and sustainably. By working closely with certified partners like Meriahtek Sdn Bhd, we uphold our shared responsibility to reduce harm, protect natural resources, and create a positive legacy for the environment.

Sunway OHSE team with Meriahtek's Director, Datuk Jason Yee and the Meriahtek team

OCCUPATIONAL AND NON-OCCUPATIONAL HEALTH SERVICES

Occupational Health Services

- Health surveillance for chemical exposure
- Pre- and post-employment medical exams
- Return-to-Work programmes
- Investigation of occupational illnesses

Non-Occupational Health Services

- Fitness programmes (e.g., badminton)
- Healthy food options at work
- Employee Assistance Programme (EAP)

All programmes are promoted through internal communications, including HR portals and email blasts. These initiatives reflect Sunway's unwavering commitment to advancing a strong safety culture through education, engagement, and partnership.

Annual Emergency Response Drill

At Sunway, safety is more than a regulation, it is a promise we keep to every employee who walks through our doors each day. At Menara Sunway, our annual fire drill exercise reflects this commitment to ensuring the safety of our people. Each floor was supported by an Emergency Response Team (ERT) team consisting of a trained floor warden and a certified first aider, both suited up in their bright orange vests to serve and guide employees.

Beyond technical checks and procedures, the annual fire drill provides peace of mind. Employees left the exercise reassured that their safety is prioritised and that, in the face of an emergency, they are not alone. They are supported by strong systems, reliable equipment, and dedicated colleagues who stand ready to protect them.

ENVIRONMENTAL BUDGETING

Currently, each business division manages its OHSE budgets on a decentralised basis, aligned to their respective operational needs and risk profiles.

As part of the Group's continuous improvement and governance strengthening efforts, we are in the process of aligning environmental budgeting at a Group level to ensure greater consistency, strategic prioritisation, and optimisation of resources. This Group-level environmental budgeting alignment will be formally incorporated into the 2026 Business Plan.

AWARENESS PROGRAMMES

To foster awareness and reinforce the importance of occupational health, safety and environment within the Sunway community, we implemented several key initiatives throughout 2025.

- The launch of our CEP and HRDF-claimable courses, offered in collaboration with Sunway Leadership Centre. This initiative marks a significant step in enhancing professional development opportunities for our stakeholders.
- On 16 July 2025, the HSE Advisor of Bukit Perak Quarry, Mr Tan Peng Lee, received a request from a Kedah state DOSH officer to collaborate with the Department in enhancing safety culture by coordinating a one-day programme, the OSH Safety Pledge. The officers involved were Pn. Maimunah Ariffin (Pemeriksa Kilang dan Jentera) and En. Farhan Baharuddin (Penolong Pemeriksa Kilang dan Jentera).

Mr. Tan Peng Lee, Sr. Regional Manager of Production along with DOSH officer at Bukit Perak Quarry.

- The 2025 OHSE Week garnered participation from over 500 individuals, including Sunway staff and tenants. The event was organised from 6 to 8 May at Menara Sunway in collaboration with various business divisions and featured 12 exhibitors, offering a wide range of services and expertise related to occupational health, safety, and environmental sustainability. The event reinforced the Group's commitment to preventive safety, proactive engagement, and cultivating a strong safety culture across all business units.

Protecting the Health and Safety of Our People

SAFETY AND HEALTH PERFORMANCE

NON-COMPLIANCE

In 2025, there were ZERO incidences of non-compliance related to environmental and social laws and/or regulations in the area of occupational health and safety.

Number of Hours Worked[1]

Employees: **26,204,717**

Non-employees: **19,630,146**

	Employees	Non-employees
Fatalities	0	0
High-consequence work-related injuries (HCWRIs)	0	0
HCWRIs rate	0	0
Recordable work-related injuries	104	1
Recordable work-related injuries Rate	3.97	0.05
Lost Time Injury (LTI)	57	1
Lost Time Injury Rate (LTIR)[2]	0.44	0.01
Lost Time Injury Frequency Rate (LTIFR)[3]	2.18	0.05

Notes:
1 Rates were calculated based on 1,000,000 hours worked
2 LTIR is based on 200,000 hours worked.
3 LTIFR is based on 1,000,000 hours worked.

DRIVING COLLABORATION AND ENGAGEMENT

Creating a safety-first culture requires active collaboration with stakeholders. In 2025, Sunway continued to engage with external partners and professional bodies to share knowledge, foster dialogue, and grow alongside fellow OSH practitioners.

Key External Engagements in 2025

Industry Knowledge Sharing

In 2025, Sunway Property was invited to conduct a workshop on the roles and responsibilities of safety professionals under the Construction Design and Management (CDM) framework at the 10th Master Builders Association Malaysia (MBAM) Seminar on OSH in Kuching, Sarawak, supporting industry-wide capability building.

National-Level Recognition

Two members of the Group OHSE team were appointed as national assessors for the Prime Minister's Hibiscus Award (PMHA), reflecting recognition of Sunway's expertise and contribution to environmental excellence.

Leadership Development in OHSE

An OHSE representative from the Group level served as an Industry Panel Member for the development of Malaysia's first Chief Safety, Health and Environment (CSHE) module, in collaboration with Universiti Kebangsaan Malaysia and the MSOSH Academy, supporting leadership excellence in OHSE.

Academic and Talent Engagement

Group OHSE and Sunway Trading & Marketing representatives participated as evaluators for the Industrial Attachment programme at Universiti Teknologi MARA (UiTM), contributing industry insights to support the development of future professionals.

CEP and HRDF-Claimable Awareness Programmes

To enhance professional development, the Group launched Continuing Education Programme (CEP) and HRDF-claimable courses in collaboration with the Sunway Leadership Centre, expanding access to structured safety and competency training for employees and partners.

RECOGNITION AND NETWORKING FOR OHSE PRACTITIONERS

To acknowledge the dedication of our OHSE professionals, we hosted two key events:

1. **Group OHSE Appreciation Dinner**

   A formal event to celebrate safety milestones and present awards, including:
   - OHSE Leader of the Year
   - People's Choice Award for OHSE Practitioner
   - Special Award for Most Improved Performance
   - Special Award for Best OHSE Reporting
   - Special Award for Best OHSE Initiative

   These recognitions are a testament to the passion and commitment of our teams in advancing health and safety excellence.

2. **Groupwide OHSE Plan 2026-2030 Networking Session**

   A networking and planning session was organised to bring together 29 OHSE practitioners from across all divisions. The session aimed to foster camaraderie, cross-functional collaboration, and knowledge-sharing in preparation for the Groupwide OHSE Plan 2026–2030.

External Recognition: 43rd MSOSH AWARD (2025)

Sunway Medical Centre Kuala Lumpur received the prestigious Gold Class I Award at the 43rd Malaysian Society for Occupational Safety and Health (MSOSH) Awards in 2025. This recognition reflects our continued excellence in implementing robust and systematic OHSE management systems. Winners undergo rigorous documentation reviews and on-site audits by a panel of qualified professionals.

OHSE WEEK 2025 HIGHLIGHTS

Sunway takes a holistic approach to employee well-being, promoting both mental and physical health. We offer a range of services addressing occupational and non-occupational health needs:

1. **Expert talks and knowledge sharing**

   A series of engaging talks were organised in collaboration with regulatory bodies, research institutions, and NGOs, focusing on the latest updates and best practices in OHSE. These sessions provided valuable insights and encouraged meaningful dialogue among participants.

Introduction to Environmental Quality Act 2024 Talk delivered by Puan Nurhuda Salam, Senior Assistant Director, Department of Environment to Sunway Group top management and OHSE practitioners.

From left: Mr. Ong Pang Yen, Executive Director of Chairman's Office, Tan Sri Dato' (Dr.) Chew Chee Kin, Chief Advisor of Sunway Group, Puan Nurhuda Salam, Senior Assistant Director, Department of Environment and the Group OHSE team.

Protecting the Health and Safety of Our People

2. Interactive activities and community engagement

A wide range of activities were held to promote health, safety, and environmental awareness, including

- OHSE exhibitions – Hosted by Sunway Malls, Sunway Medical Centres and external providers
- Zumba sessions – hosted by Sunway Quarry

- E-waste collection – Hosted by Sunway Property & Facility Management (SPFM)
- Neck and shoulder massage – Hosted by Sunway Quarry
- Safety talks, quizzes and competitions – Hosted by Sunway Building Materials Group (SBMG)

3. Record-breaking blood donation drive

We have successfully collected 99 bags of blood, marking the highest participation to date at Menara Sunway—a testament to the strong community spirit and commitment to social responsibility.

4. Significant increase in e-Waste collection

A total of 2,984 kg of e-waste was collected, reflecting an impressive 74% increase compared to the previous year. This initiative supports our continued commitment toward environmental sustainability and responsible waste management.

5. Free OHSE training hours offered

To further enhance knowledge and awareness, we offered 19.5 hours of free OHSE training, accessible to all participants. This effort contributed to the improvement of training hours across the Group.

"Electrical Safety for Non-Electricians" training conducted by Mr. Harcharan Singh, Head of HSE from Sunway Building Materials Group

Crane operational safety training hosted by Sunway Quarry

OHSE TRAINING

OHS Induction Training

We organise and conduct OHSE-related training at both the Group and individual business divisions levels. In 2025, we introduced a newly formatted mandatory online OHSE induction course, covering key topics such as the responsibilities of employers and employees, hazard and risk identification and incident reporting.

In 2025, **6,037** employees participated in the online OHSE induction training.

The digital induction course marked a significant enhancement to our training delivery, with 42% of the workforce completing the programme in 2025, including both existing and newly hired staff. To complement this, we delivered an equivalent of 20 hours of free OHSE trainings to all participants and conducted HRDC-claimable Basic Occupational First Aid (BOFA) hands-on training, further strengthening practical safety competencies across the Group. This year, we have organised 28 hours of training content (including five ad hoc training sessions) for 351 participants.

Group OHSE Auditors' Training

We continue to develop our internal OHSE practitioners across business divisions to serve as auditors for 34 sites throughout Peninsular Malaysia. All auditors are trained as Lead Auditors under ISO 45001:2018, ensuring they are equipped to assess both compliance with relevant health and safety regulations and conformance with the ISO 45001:2018 management system. Overall, the audit programme was rated 4.84 out of 5, an improvement of about 4.76% from last year.

To recognise their contributions, trainers and auditors are rewarded through a structured incentive system. This programme builds on the 2021 OHSE Competency Pool initiative, which identifies and nurtures potential OHSE trainers to promote knowledge-sharing across divisions, strengthening collective expertise and advancing safety standards across the Group.

Impact Story

Building A Stronger Safety Culture Through Awareness and Empowerment

Our Transformation Journey

As part of our ongoing transformation, Sunway has adopted the Safety Culture Journey framework developed by Professor Patrick Hudson. This strategic framework guides our aim to reach the "Generative" level of safety culture by 2030—a stage where safety is deeply embedded in the organisational DNA. At this level, every stakeholder instinctively upholds safety as a shared responsibility, championing it across all levels of the organisation. At Sunway, we are committed to achieving this maturity by fostering trust, accountability, and data-driven decision-making, fully integrated into our daily operations and behaviours.

Contributed by:

Nurul Syuhada Abdullah
Sunway Group Occupational Safety, Health & Environment

LEADING WITH SAFETY, EMPOWERING WITH KNOWLEDGE

In alignment with our 2025 theme, as introduced during the OHSE Appreciation Dinner, we are focusing on:

Leading with Safety

Placing safety at the heart of our leadership practices. This means our leaders lead by example — treating safety as a non-negotiable priority, not only adhering to safety standards but also embedding them into the organisational culture. Leaders who lead with safety actively protect our people, promote a safe work environment, and take proactive measures to prevent incidents and injuries.

Empowering with Knowledge

We believe that a knowledgeable workforce is a safer workforce. Empowering employees with the right skills, information, and tools enables them to understand and implement safety practices effectively. This shift — from traditional enforcement to a culture of awareness and shared responsibility — encourages individuals to take ownership of their own safety and that of their colleagues. Knowledge-sharing creates a more capable, confident, and safety-conscious workforce.

ELEVATING SAFETY THROUGH TRAINING: A STRATEGIC STEP TOWARDS A GENERATIVE CULTURE

One of our key milestones this year has been our collaboration with Sunway Leadership Centre to deliver a suite of HRDC-claimable Continuous Education Programmes (CEPs). This initiative has not only contributed to revenue generation but has also significantly increased employee participation in training programmes — boosting safety awareness and embedding a culture of continuous learning across the Group.

MILESTONE SPOTLIGHT: SAFETY FIRST, AID FAST — SUNWAY'S FIRST AID COMPETENCY DRIVE

As part of Sunway's broader safety transformation journey toward achieving a Generative Safety Culture by 2030, Group OHSE made a bold and strategic move in 2025 by launching its first HRDC-claimable BOFA, CPR and AED training, in partnership with ASEC. This initiative is more than just a compliance measure—it is a proactive effort to embed life-saving knowledge and response capabilities into the core of our organisational culture.

The pilot session, attended by 20 Sunwayians, received overwhelmingly positive feedback and laid the groundwork for broader implementation. Building on this success, we expanded the programme in 2025 through a continued partnership with Sunway Leadership Centre, offering multiple sessions, including ad hoc requests from various departments across the Group.

WIDER REACH, GREATER IMPACT

In 2025 alone, we successfully trained over 58 new certified first aiders across multiple business units, contributing to 80 learning hours. The BOFA training is designed to be applicable across industrial, service, and office environments. Each session includes:

- Theoretical instruction
- Practical, hands-on training
- Scenario-based role plays simulating real-life emergencies

This comprehensive approach ensures participants are well-equipped to respond confidently and effectively during critical incidents, further enhancing our organisational readiness and safety culture.

STRATEGIC ALIGNMENT WITH ESG AND ORGANISATIONAL GOALS

The BOFA training directly supports Sunway's long-term sustainability objectives and operational excellence by strengthening workplace safety, resilience, and well-being. As a key initiative under our ESG framework, this programme reinforces our commitment to the "S"—social responsibility—by fostering a safe and empowered workforce. Moreover, it aligns with national regulatory expectations from DOSH and HRDC, ensuring we meet compliance standards while going beyond them to drive meaningful impact. Beyond certifications, the programme is already delivering measurable outcomes:

- Improved safety awareness and emergency preparedness
- Enhanced employee confidence in handling medical incidents
- Reduced risks and increased responsiveness in the workplace

VOICES FROM THE GROUND

Employee feedback reflects both the effectiveness and relevance of the training:

"Highly satisfactory- Gained confidence to perform first aid and to guide others to aid"

Participant from Sunway Property and Facilities Management

"Employed easy-to-digest learning methods."

"Learnt how to be an effective first aider for acute illnesses and injuries".

Participants from Northern Region-Penang

These testimonials highlight how the programme not only builds skills—but also promotes personal accountability, team support, and a shared commitment to safety.

COLLABORATION AND EXPERT DELIVERY

The success of this initiative is the result of cross-functional collaboration between Group OHSE, Sunway Leadership Centre and business divisions. It is also driven by the expertise of our trainer, Ms. Sharon Yap, a highly experienced safety professional with over 10 years of experience in Environmental Health and Safety. Her practical approach and industry knowledge added depth and credibility to each session.

LOOKING AHEAD- SUSTAINING THE MOMENTUM

BOFA is not a one-off programme—it is the foundation of a broader, long-term training roadmap. Moving forward, we aim to:

- Offer refresher courses and advanced modules
- Expand participation to include interns, contractors, and external stakeholders

These next steps will ensure the scalability and sustainability of the programme, reinforcing our commitment to making safety instinctive, informed, and inclusive. The BOFA programme is a compelling example of how strategic training, meaningful collaboration, and employee empowerment can come together to drive real impact. It marks a transformative shift—from policy to practice, from compliance to culture, and from awareness to action. By equipping Sunwayians with life-saving knowledge and practical skills, we are not only strengthening individual capability; we are actively shaping a workplace culture where safety is everyone's responsibility.

Impact Story

Talent Management

Contributed by:

Tasha Ho Pei Xin
Sunway Group Human Resources

At Sunway, talent development is structured as a long-term system — not a standalone initiative. Built on a people-first philosophy, the Company has created an integrated pipeline that nurtures individuals from technical trainees to executive leaders. Through Sunway Technical and Vocational Educational and Training (TVET), the Management Associate Programme (MAP), and senior platforms including the Executive Leaders Talent Programme (XLTP) and Senior Specialists Talent Programme (SSTP), Sunway strengthens succession readiness, accelerates internal mobility and contributes to nation-building. Together, these programmes form a cohesive ecosystem aligned with sustainable growth.

Established in collaboration with the Government as part of a nation-building initiative, Sunway TVET bridges the industry–academia gap while expanding employment opportunities for individuals from diverse and non-traditional education pathways. Focused on five key operational areas — hospitality, theme parks, automotive, engineering and healthcare — the programme selects participants based on skills aptitude, motivation and industry fit rather than academic results alone, reinforcing inclusive access.

Structured pathways include 3–6 month internships, one-year Work-Based Learning rotations across departments, and targeted sponsorships, including Nursing and Allied Sciences students for Sunway Healthcare Group. Training modules are co-developed with business divisions to reflect operational needs, while supervisors and industry mentors provide structured workplace coaching to ensure job readiness.

Upon completing internships, trainees are assessed during on-the-job training, with employment offers extended based on available roles within Sunway's business divisions. Graduates typically move into technical and operational roles, supported by supervisors and job coaches, with career progress tracked through job conversions, direct hires and sponsorship outcomes.

The programme received strong support from Sunway Healthcare Group, which had sponsored 111 students by 2025, primarily in critical healthcare fields, strengthening Sunway's long-term talent pipeline. By developing job-ready talent aligned with business needs, Sunway TVET reduces hiring lead time, improves productivity and enhances service quality. The programme will also expand into upskilling and reskilling non-executive employees through recognised certifications, further strengthening workforce resilience and organisational agility.

TESTIMONIALS - DEVELOPING INDUSTRY-READY TALENT FOR THE FUTURE

"My experience with Sunway TVET was incredibly rewarding. Rotating across banquet and kitchen functions gave me valuable exposure to large-scale hotel operations and strengthened my adaptability.

Beyond technical skills, the structured training and mentorship helped me develop discipline, time management and communication skills, supporting both my personal and professional growth."

Muhammad Hazrif Bin Abdul Rahman Raja
UiTM Shah Alam
Banquet | Cost Control | Cold Kitchen
Sep 2024 – Jun 2025

TESTIMONIAL: GROWING LEADERSHIP THROUGH OPPORTUNITY

"I began my journey with Sunway four years ago as an intern with the Virtual Design and Construction team while studying Electrical and Electronics Engineering at the University of Southampton. After extending my internship with the Sunway Digital Technology Solutions AI/ML team, I joined the Company full-time and was nominated for the Management Associate Programme.

The programme gave me valuable exposure to Sunway's diverse businesses through cross-functional projects and mentorship from senior leaders, helping build both my technical and leadership capabilities.

Today, I lead the AI/ML team, shaping Sunway's AI strategy and solutions. The leadership development opportunities at Sunway continue to support my growth as I drive innovation across the Group."

Noelle Tan Huey Wen
Manager, Artificial Intelligence / Machine Learning

ACCELERATING FUTURE LEADERS: THE MANAGEMENT ASSOCIATE PROGRAMME

For over 15 years, the MAP has served as Sunway's structured entry point for high-potential graduates. Associates gain early exposure through cross-business unit projects and mentorship from senior leaders, building agility and enterprise-wide perspective. Many alumni now hold key leadership roles across the Company, supporting a strong succession pipeline, with 87% of head roles having identified succession plans.

This pipeline is further strengthened through the Jeffrey Cheah Foundation scholarship pathway. Scholars receive internship opportunities aligned with their academic backgrounds and are engaged through campus initiatives before graduation. Upon joining Sunway, they enter the same talent development ecosystem and may be nominated into the talent pool based on performance, with several progressing into MAP.

Beyond strengthening succession, MAP delivers tangible business value. Associates lead strategic projects that generate innovative solutions, several of which have been implemented into operational and business plans. The programme continues to evolve, with associates mentoring students earlier and participating in additional strategic assignments to further develop leadership and business acumen. A new digital career development module will also provide clearer progression pathways and empower associates to take ownership of their growth.

Through this integrated approach — from scholarships to leadership development — Sunway cultivates a self-sustaining talent pipeline that supports opportunity, mobility and long-term organisational resilience.

DEVELOPING EXECUTIVE AND SPECIALIST STRENGTH: XLTP & SSTP

Sunway's talent ecosystem extends to senior leaders and technical experts, ensuring leadership capability is strengthened at every level. At the pinnacle is the XLTP, the culmination of the Group Talent Development Programme refined over more than 15 years and rebranded in 2022. Designed for senior management, XLTP strengthens enterprise leadership capability, organisational culture and cross-business collaboration across Sunway's diversified portfolio.

The programme combines leadership modules on private-public partnerships with industry immersion visits, equipping leaders to navigate complex stakeholder environments and build strategic alliances. As the most senior talent cohort, XLTP participants also coach talents in the MAP and Emerging Leaders Talent Programme (ELTP) through structured cross-business unit mentoring that broadens perspectives and strengthens organisational integration.

Many XLTP leaders began their careers within the Company, with an average tenure of 14.1 years, reflecting strong leadership continuity. Partnerships with Sunway Education Group and the Asian Strategy & Leadership Institute (ASLI) ensure programme content remains rigorous and relevant. Complementing this is the SSTP, which develops deep functional expertise alongside managerial leadership. Together, XLTP and SSTP build a balanced leadership bench equipped to guide Sunway's long-term growth.

TESTIMONIALS: LEADERSHIP GROWTH THROUGH XLTP

"The Executive Development Programme (EDP), now rebranded as Leaderise for XLTP, provided valuable exposure through learning alongside senior leaders from across Sunway's business units. These exchanges strengthened my business acumen, broadened my group-wide perspective and deepened collaboration.

Following the programme, my role expanded from managing one mall to overseeing the Sunway Malls Kuala Lumpur cluster, where I now apply these insights at a broader and more strategic level."

Phang Sau Lian
Senior General Manager, Sunway Malls

INCLUSION AND EQUITABLE GROWTH

At Sunway, talent is nurtured at every stage and from all walks of life. Beyond structured programmes for high-potential employees, the Company creates meaningful opportunities for individuals from diverse backgrounds as part of its commitment to nation-building and improving lives. Senior employees are retained as advisors beyond retirement age to preserve institutional knowledge, while individuals with disabilities are supported within hospitality operations through trained line managers and job coaching programmes. In the theme park division, retirees contribute as Senior Park Ambassadors, remaining actively engaged while enriching guest experiences. Scholars supported by the Jeffrey Cheah Foundation also benefit from internships and aligned career pathways, with several progressing into the MAP and broader talent pools.

This inclusive approach is reinforced by a structured talent pipeline that supports progression across the organisation. TVET graduates transition into operational roles with structured support, MAP alumni move into leadership positions, and senior executives mentor emerging talents while specialist experts deepen institutional capability. Through programmes such as Sunway TVET, MAP, XLTP and SSTP, Sunway strengthens national skills development, leadership readiness and enterprise capability — creating a self-sustaining talent ecosystem that drives organisational resilience while advancing equitable growth for Malaysia's broader workforce.

Goal 4

Investing in Community Inclusivity

GRI 3-3, 203-1, 203-2, 413-1, 413-2

At Sunway, we are committed to advancing equitable growth by creating meaningful opportunities for the communities we serve through our impactful #SunwayforGood initiatives. Guided by our purpose of uplifting lives, we focus on empowering underserved and vulnerable groups through inclusive programmes that enhance well-being, build resilience and improve access to opportunities. By investing in community inclusivity, we strive to foster trust, strengthen social connections and create shared value, contributing to more cohesive, resilient and sustainable communities for the future.

Capitals

Material Issues

- Community Engagement & Social Impacts

Activities

- Employee volunteerism
- Disaster relief programmes
- Awareness programmes
- Diverse cultural celebrations
- Literacy programmes

Value Created

- Empowered and inclusive communities
- Contribution to nation-building

Aligned with UN SDGs

1 NO POVERTY | 2 ZERO HUNGER | 3 GOOD HEALTH AND WELL-BEING | 4 QUALITY EDUCATION | 10 REDUCED INEQUALITIES | 17 PARTNERSHIPS FOR THE GOALS

Transformation 1: Education, Gender and Inequality

Transformation 2: Health, Well-being and Demography

Transformation 6: Digital Revolution for Sustainable Development

Giving Back to **Society**

GRI 3-3. 203-1, 203-2, 413-1, 413-2

At Sunway, we are dedicated to creating lasting value that benefits both current and future generations while strengthening the communities we serve. Through continued partnerships with non-profit organisations, government agencies, and local communities, we aim to deliver initiatives that address pressing social needs and build a strong foundation for sustainability within Sunway.

In 2025, we...

- Contributed more than **RM7.3 million** to the communities we served

- Contributed more than **RM6.2 million** out of the **RM7.3 million,** to not-for-profit organisations

- Impacted over **84,000** beneficiaries

- Dedicated **3,903** man-hours in volunteerism
- Engaged with **827** volunteers across our community impact initiatives

THE THREE PILLARS OF #SUNWAYFORGOOD

#SunwayforGood serves as the cornerstone of our volunteerism efforts and the overarching framework for the Company's community engagement and social impact initiatives. Built on three key pillars — healthcare, education, and community enrichment — the programme reflects Sunway's assessment of the most pressing social needs within the communities where we operate, as well as areas where the Company's expertise, assets, and long-term partnerships can create the greatest positive impact. Together, these pillars guide our efforts to address essential needs, create equal opportunities, and improve quality of life.

Through #SunwayforGood, our employees engage in meaningful volunteer work that develops leadership skills, strengthens workplace bonds, and reinforces our commitment to combining professional excellence with social responsibility.

Driven by our dedicated #SunwayHeroes and supported by Kelab Sosial Sunway, #SunwayforGood continues to make a tangible difference across underprivileged communities. Their collective efforts embody our vision of building a more caring, inclusive, and sustainable society for all.

Giving Back to Society

Sunway continues to strengthen meaningful connections between our townships and the surrounding communities.

Education is a cornerstone of our community transformation efforts and a vital pathway to a sustainable future. We are committed to empowering future generations to lead positive change while fostering resilient communities that continue to grow and thrive across time.

Community health and well-being are at the heart of our mission. Through targeted initiatives, we strive to build vibrant, resilient communities and drive sustainable development that benefits both present and future generations.

HEALTHCARE

Community health and well-being remain central to Sunway's mission. Through a wide range of initiatives across the Company, we aim to build vibrant and resilient communities while driving sustainable development for generations to come. While Sunway undertakes numerous programmes each year, this Sustainability Report highlights selected key initiatives that reflect the depth and diversity of our community engagement efforts, as well as the meaningful outcomes delivered through our targeted approach.

Healthcare Access for Our Communities

Sunway's Community Healthcare initiatives are focused on improving access and affordability to critical medical care for underserved and financially vulnerable communities through targeted financial assistance and community-based early detection programmes. This year, SMC Velocity has maintained progress with their Robotic4U Fund. The fund provides eligible patients with access to robotic-assisted surgery at a subsidised cost. The Robotic4U fund supports Malaysian patients from low-income groups, self-paying patients, and those with limited insurance coverage, subject to clinical suitability as assessed by trained surgeons using the Da Vinci Xi or MAKO SmartRobotics surgical systems.

Major cardiovascular awareness initiatives, including Pulse of Life and World Heart Day, were organised to address the growing burden of heart disease through early detection and public education. These programmes mobilised specialist cardiologists, screening facilities, and community venues to deliver large-scale outreach, providing basic health screenings to 676 participants and conducting a public ECG screening for 827 individuals, which was recognised by the Malaysia Book of Records. Educational sessions led by cardiologists complemented these efforts by raising awareness on prevention, lifestyle management, and cardiovascular risk factors, strengthening community understanding of heart health and the importance of regular screening.

Through our programme Sunway Health Outreach Programme for Everyone (HOPE), we partnered with the National Kidney Foundation of Malaysia (NKF) to improve access to preventive health screening for underserved communities across Malaysia. Through the SunwayxNKF #reconnect56 programme and a targeted serum creatinine (SCr) screening initiative, the partnership reached communities in rural, urban, Orang Asli and public housing areas, supporting early detection of non-communicable diseases and kidney health risks.

The programmes delivered health screenings to 1,810 adults across 28 locations, while the SCr initiative screened 1,196 participants across 20 locations, with 478 higher-risk individuals receiving additional kidney function testing through eGFR assessment. The screenings identified significant health concerns, including hypertension, elevated blood glucose, high cholesterol and abnormal urine findings, enabling earlier intervention and referral for follow-up care. Among those receiving eGFR testing, 90% showed reduced kidney function, reinforcing the value of more targeted kidney screening in at-risk populations.

Sunway has also been a long-term partner of the Malaysian AIDS Foundation. In 2025, we donated RM500,000 to assist them in providing medical care, counselling, treatment access and transportation reimbursement for B40 communities in Sabah and Sarawak, particularly those in rural areas, benefiting 671 individuals.

These initiatives mobilise specialised medical expertise, advanced medical technology, and cross-sector collaboration to deliver tangible health outcomes. Inputs include subsidised surgical funding, consultant-led clinical assessments, loaned medical equipment, and multi-day community engagement. Outputs include increased access to advanced surgical care for financially constrained patients, early identification of cardiovascular risks, and strengthened public awareness of preventive healthcare. Collectively, these efforts contribute to help address affordability barriers and support more equitable access to healthcare and supporting national priorities in combatting non-communicable diseases.

Preventive Health and Wellness Programmes

Sunway advanced community preventive care in 2025 through large-scale public health events and member-focused engagement programmes that promoted early detection, healthy lifestyles, and cardiovascular awareness. World Health Day reached 275 participants with free screenings and a cardiologist-led health talk, while the Life Moves Festival provided basic health assessments to 2,186 community members, supported by 43 volunteers and 258 volunteer hours. In conjunction with World Heart Day, Sunway delivered cardiovascular education and screenings to 436 participants, complemented by AED training facilitated by an external medical partner.

Across all programmes, Sunway enabled over 5,000 individuals to access health screenings and education in 2025, strengthening early intervention, public awareness, and community resilience.

Giving Back to Society

Summary of Initiatives

Supporting the Malaysian AIDS Foundation (MAF)

Key Inputs
- Cash sponsorship of RM500,000

Key Outputs
- Beneficiaries reached: 671

Mental Health Awareness Talk at Work

Key Inputs
- Online talk via Microsoft Teams
- Multi-channel promotion (email, WhatsApp, community news, building notices)

Key Outputs
- **Total participants: 232**
- Increased awareness of workplace mental health and reduced stigma
- Enhanced dialogue and understanding among employees and community participants

Pulse of Life: The Ultimate Heart Health Experience

Key Inputs
- **33 volunteers** and **396 volunteer hours**
- Collaboration with Viatris for 400 glucose and cholesterol strips
- Collaboration with Insan Damai for 4 ECG machines
- Complimentary screenings (blood pressure, blood glucose, cholesterol
- Consultations by healthcare professionals

Key Outputs
- **676** basic health screenings
- **827** ECG screenings **Malaysia Book of Records**: "Most Participants in an ECG Screening"
- Cardiologist review & consultations provided

World Health Day

Key Inputs
- **17 volunteers**
- **68 volunteer hours**
- Free health screenings by Centres of Excellence
- Consultant-led health talks

Key Outputs
- **275 participants** received free screenings and health activities
- Health talk by a consultant cardiologist

Community Health and Kidney Care Outreach

Key Inputs
- Over RM197,000 invested
- Health talks and screening, serum creatinine/eGFR testing
- Community outreach across 28 locations under #reconnect56 and 20 locations under the SCr programme

Key Outputs
- 2,353 total beneficiaries, including 1,810 health screening participants and 543 children in educational activities
- 1,196 participants screened under the SCr programme, with 478 participants (40%) receiving additional kidney function testing
- More than 80% of participants improved kidney health knowledge, 97% rated counselling and assistance as excellent, and 99.2% would recommend NKF screening services

Life Moves Festival

Key Inputs
- **43 volunteers**
- **258 volunteer hours**
- Health screenings and consultations
- Lifestyle-focused activities

Key Outputs
- **2,186 participants** received free health screenings and consultations (blood glucose and urine tests)
- Supported Non-Communicable Diseases (NCD) prevention awareness

World Heart Day

Key Inputs
- **17 volunteers**
- **68 volunteer hours**
- Partnership with ZOLL Malaysia who provided AED kit and workshop
- Consultant cardiologist-led awareness sessions
- Cardiovascular screenings
- Patient experience sharing

Key Outputs
- **436 participants** received cardiovascular screenings and awareness sessions
- AED workshop conducted
- Cardiologist-led prevention education

Blood Donation Drives

In 2025, Sunway organised a series of blood donation drives across its offices and commercial properties in partnership with Pusat Darah Negara and state health authorities, supporting Malaysia's healthcare system and emergency preparedness efforts. Campaigns were held at Wisma Sunway, Sunway Geo Tower, Menara Sunway, Sunway Pinnacle, Sunway Tower, Sunway V Office cluster, and Sunway Putra Tower.

Across all locations and quarters, Sunway collected approximately 583 blood bags, contributed by employees, tenants, and members of the public. Major collection sites included Wisma Sunway (170 bags across four drives), Sunway V Office cluster (182 bags across two drives), Sunway Geo Tower (52 bags), Menara Sunway and Sunway Pinnacle (136 bags across three drives), and Sunway Tower (43 bags).

Each campaign included donor registration, health screening, supervised blood collection, and post-donation care. Based on national healthcare estimates, these donations are expected to support treatment for more than 1,700 patients. Through these regular drives, Sunway continues to promote voluntary blood donation, strengthen community participation, and contribute meaningfully to the resilience of Malaysia's healthcare system.

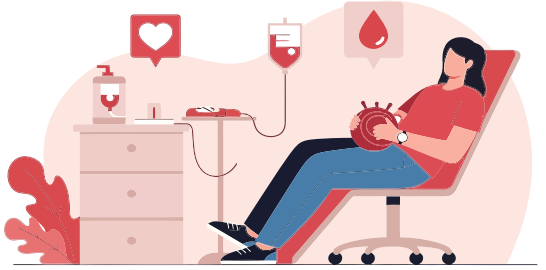

Giving Back to Society

EDUCATION

Guided by our belief that education is a powerful enabler of social mobility, Sunway continued to invest in initiatives that improve learning environments, strengthen literacy, and support young people from underserved communities. In 2025, our education programmes focused on removing barriers to learning — whether through access to technology, books, basic school essentials, or opportunities to develop academic and life skills — so that children and youths can learn with confidence and dignity.

Expanding Access to Education and Lifelong Learning

Improving Digital Access in Schools: ICT Lab at SK Ladang Pendas

To strengthen digital literacy and support equal access to education, Sunway sponsored the upgrading of the ICT laboratory at SK Ladang Pendas in Johor. The refurbishment included customised curtain blinds, notice boards, a large Apple MacBook storage cabinet, and new ICT room doors and frames, creating a safer and more functional learning space for students. The upgraded facility benefited 104 students, enabling more effective ICT classes and better preparing them for technology-enabled learning.

Nurturing a Love for Reading: Sunway READ Programme

Recognising that early access to books shapes long-term learning outcomes, Sunway expanded the Sunway READ (Reading Enhances Aspiration and Drive) programme to build and refurbish 10 libraries across schools, orphanages, and care centres serving B40 communities. Through improved reading spaces and updated, age-appropriate books, the programme reached approximately 4,608 children, helping to cultivate reading habits, curiosity, and confidence while supporting foundational literacy development.

Empowering Special Needs Education

Through a RM160,000 cash sponsorship to Pertubuhan Pemulihan Dalam Komuniti (PDK) Damansara Damia, Sunway supported access to education for children with special needs in 2025. The funding covered learning materials for autistic children, activities for students and parents, operational costs, and teaching support, benefiting 40 children and their families.

Developing Academic and Communication Skills: Sunway–Oxbridge Essay Competition

Sunway supported the national Sunway–Oxbridge Essay Competition to strengthen English proficiency and cultivate critical thinking, creativity, and communication skills among secondary school students. Cash prizes were awarded to top performers across two age categories, with travel and accommodation support provided for winners from Sabah and Sarawak. The initiative directly benefited 20 students, offering them exposure to academic excellence and confidence in written expression.

Extending Opportunities Beyond Borders: Timor-Leste Education Sponsorship

Through a collaboration with Connect Timor and Malaysiakini, Sunway contributed RM100,000 to support education and youth development in Timor-Leste. The sponsorship funded a school feeding programme for more than 600 students, alongside 10 full and 20 partial scholarships for deserving youths. By addressing both nutrition and access to education, the initiative helped create more stable learning conditions and long-term opportunities for young people.

Empowering Young Leaders: Persatuan Pandu Puteri Malaysia

Sunway also supported youth development locally through a RM5,000 sponsorship to Persatuan Pandu Puteri Malaysia (Selangor), contributing to programmes that nurture leadership, life skills, and character development.

Back-to-School Support for Students

Sunway's Back-to-School initiative is aimed at supporting students from low-income families by ensuring they have access to essential school items at the start of the academic year. The programme seeks to reduce financial strain on families while helping students attend school with confidence and dignity, thereby encouraging continued participation in education.

Under this initiative, students were provided with a basic set of school necessities, including shoes, socks, and school uniforms. Support was extended to students across seven primary and secondary schools in Penang, Selangor, and Perak, reflecting Sunway's commitment to inclusive education and equitable access to learning resources.

The programme involved sponsorship funding for school essentials and coordination with participating schools to identify eligible students. A total of 535 students benefited from the initiative, receiving items required for daily school attendance.

COMMUNITY ENRICHMENT

Sunway continues to cultivate meaningful and lasting relationships between its townships and surrounding communities. In 2025, we continued to be actively engaged in the planning and delivery of targeted community initiatives that strengthen social well-being, address diverse societal needs, and ensure that our developments progress in alignment with our long-term sustainability objectives.

Crisis Relief Efforts

Crisis relief remains a core component of Sunway's community responsibility, reflecting the Company's long-standing commitment to supporting communities during times of need. In response to flooding incidents, particularly in Johor, Sunway implemented timely and targeted relief initiatives in collaboration with the Malaysian Red Crescent Society to support both affected families and frontline relief workers.

As families returned to their homes after evacuation, many B40 households faced immediate financial constraints in meeting basic needs. To alleviate this burden, Sunway sponsored the distribution of essential groceries to flood-affected families through the Malaysian Red Crescent Society Johor branch. In parallel, recognising the physical demands placed on relief personnel, Sunway also provided food packs and drinking water to ensure relief workers had access to warm meals while carrying out evacuation and assistance efforts.

In addition to immediate food support, Sunway worked closely with the Malaysian Red Crescent Society to fund the preparation of hygiene kits for flood victims across multiple affected areas. These kits were prepared in advance to enable faster deployment during flood emergencies, supporting hygiene, dignity, and basic health needs during recovery.

Sunway sponsored 500 hygiene kits to flood-afflicted families in Johor and 940 kits to other flood-prone states. Through strategic collaboration with humanitarian partners, these initiatives provided timely relief, strengthened emergency preparedness, and reinforced Sunway's commitment to standing with communities during crises.

Fulfilling the Dreams of Children in Need

This year, Sunway has continued to fulfill the dreams of children in need in partnership with Make-A-Wish. These experiences are designed to provide moments of joy, comfort, and normalcy for children and their families during challenging medical journeys, while creating lasting positive memories beyond hospital settings.

In one such initiative, Sunway supported the wish of Lavanyan, a 9-year-old girl from Teluk Intan diagnosed with spinal muscular atrophy, whose dream was to visit an amusement park and zoo. Her visit to Sunway Lost World of Tambun allowed her to relive joyful childhood moments and experience new adventures in a safe and supportive environment, made possible with the constant care and presence of her family.

Similarly, Sunway helped fulfil the wish of Qaqa, a 12-year-old boy from Seremban diagnosed with end-stage renal failure and awaiting a kidney transplant. As part of his first-ever theme park experience, Qaqa and his family were hosted for a two-day, one-night stay at Lagoon Villa, enabling them to explore Sunway Lagoon together at a comfortable pace and spend meaningful time as a family.

Through these wish-fulfilment experiences, Sunway seeks to uplift children facing serious health challenges, support family togetherness, and reaffirm its commitment to care, empathy, and community well-being, ensuring that even in the most difficult circumstances, moments of happiness and hope are not out of reach.

Nurturing Communities Lives

As part of its commitment to supporting communities, Sunway runs regular outreach programmes that bring health, support and engagement closer to where people live. Working hand in hand with local councils, associations and community groups, these efforts help build stronger relationships with residents while making everyday health information and services more accessible.

In 2025, outreach activities were carried out across Puchong Permai, Sri Puchong, Puchong Jaya, Subang Jaya, Shah Alam and nearby areas, using familiar community spaces such as halls, association centres and recreational clubs. Supported by Sunway staff and partners including Majlis Bandaraya Subang Jaya, Majlis Bandaraya Shah Alam, the Subang Jaya Buddhist Association and Kelab Golf Negara Subang, the programmes offered complimentary screenings and basic consultations that encouraged conversations around well-being, prevention and healthier living.

Sunway also continued its long-standing partnership with Selangor Youth Community (SAY), supporting inclusive youth-focused programmes for young people from low-income families, differently abled youths and youths from detention centres. Through in-kind sponsorship of venues and food and beverage worth almost RM400,000 at Sunway properties, the partnership helped create safe and welcoming spaces for 1,410 young people to learn, connect and grow.

Together, these efforts go beyond service delivery. They help Sunway stay connected to the communities around it, strengthen trust at the grassroots level, and support more inclusive and resilient neighbourhoods.

Giving Back to Society

Festive Delights for the Underserved

Chinese New Year

Chinese New Year Cheer

This year, Sunway's Chinese New Year Cheer focused on giving orphans and their caretakers a festive experience they could truly enjoy together — so that no child feels forgotten during the holiday season. Held at the Lost World of Tambun, the celebration created a safe and joyful space for children to relax, play, and feel included.

Teenagers challenged themselves in the Super Adventure Race, while younger children delighted in the petting zoo and group games, before everyone came together for a festive lunch. Each child also received a school bag, basic care items, vitamins, and small festive treats, while the homes were supported with groceries and Mandarin oranges.

More than a celebration, the programme was a simple gesture of care — bringing smiles, restoring a sense of belonging, and reminding the children that they are valued and supported by the wider community.

Moonlight Reverie

Moonlight Reverie is a community outreach initiative dedicated to bringing joy, dignity, and companionship to elderly residents at Pusat Jagaan Amal Rumah Indah, reaffirming their value as cherished members of the community. Organised in conjunction with the Mid-Autumn Festival, the programme aimed to create a warm and inclusive celebration centred on human connection, care, and shared experiences.

The initiative began with a pre-Mid-Autumn visit, where representatives spent time engaging residents through conversations, storytelling, and festive interactions. Activities throughout the day were thoughtfully curated to promote well-being and emotional uplift, including personal grooming through hair-cutting services and a portrait session to celebrate the individuality of each resident. The celebration continued with the sharing of mooncakes, generously sponsored by a tenant partner, followed by a communal effort to decorate the home with Mid-Autumn lanterns, creating a festive and welcoming atmosphere.

Essential supplies were also delivered to support the daily needs of the care home. Through Moonlight Reverie, Sunway seeks to foster meaningful intergenerational connections, reduce social isolation among the elderly, and demonstrate its ongoing commitment to compassionate and inclusive community engagement.

Ramadan and Hari Raya

Sinar Ramadan

Sinar Ramadan is Sunway's annual festive outreach initiative aimed at spreading compassion, unity, and joy during the holy month of Ramadan and the Hari Raya period. Rooted in the values of gratitude, empathy, and social responsibility, the programme reflects Sunway's belief in fostering understanding of the challenges faced by the less fortunate while strengthening community bonds through meaningful engagement.

Building on the annual Raya Cheer programme, Sinar Ramadan extended its reach to underserved communities across five states: Selangor, Kuala Lumpur, Johor, Perak, and Penang. Through a series of coordinated activities, the initiative sought to provide practical support, festive experiences, and a sense of belonging to those most in need during the holy month.

Key activities included the distribution of 10,200 containers of Bubur Lambuk across five states, provision of buka puasa meals, and the delivery of Raya meals to orphanages and halfway homes. In addition, 309 orphans and their caretakers were treated to a shopping experience at Sports Direct and a buka puasa event at Sunway Resort Hotel, where they also received Duit Raya and gifts. The initiative also included a Raya lunch hosted for students and teachers of SK Ladang Pendas in Johor.

Through Sinar Ramadan, Sunway reaffirmed its commitment to inclusive community care, cultural appreciation, and the principle of doing well by doing good — ensuring that festive celebrations remain accessible, meaningful, and uplifting for underserved communities.

Barakah Sahur Bites

Barakah Sahur Bites is a Ramadan-focused community initiative designed to address food insecurity while reducing food waste through the redistribution of surplus food. Implemented at Sunway Putra Mall, the programme channels excess food from participating food and beverage tenants to homeless and underprivileged communities in the Kuala Lumpur area, in collaboration with The Lost Food Project.

Beyond food redistribution, the initiative also promotes inclusivity and social empowerment by supporting social enterprises such as Autism Café Project through product purchases and content exposure, contributing to inclusive employment opportunities for the differently-abled. Sunway employees were engaged as volunteers in the collection and distribution process, strengthening staff participation in meaningful community service. The campaign was further amplified through mall platforms and media coverage during the Raya launch period.

Through Barakah Sahur Bites, Sunway Putra Mall reinforces its commitment to sustainability, community care, and inclusive growth by reducing food waste, supporting vulnerable communities during Ramadan, and fostering a culture of volunteerism and social responsibility.

Raya Goodies Distribution to Sekolah Kebangsaan Pendidikan Khas Jalan Peel

The Raya Goodies Distribution initiative was organised to bring festive cheer to students with special needs at Sekolah Kebangsaan Pendidikan Khas Jalan Peel, while strengthening community engagement and raising awareness among staff on inclusivity and special education needs. Held in conjunction with the Hari Raya celebration, the programme aimed to create a joyful and meaningful experience for the students in a familiar and supportive environment.

As part of the initiative, Raya goodie bags and Duit Raya were personally distributed to the students by Sunway representatives at the school. The direct engagement helped foster connection, understanding, and empathy, while reinforcing Sunway's commitment to supporting children with special needs. Through this initiative, Sunway continues to promote inclusive community care and ensure that festive celebrations remain accessible and uplifting for all.

Giving Back to Society

Deepavali

Deepavali Cheer

Deepavali Cheer is a festive community initiative organised by Sunway to create a joyful and meaningful celebration for children from charitable homes, while sharing the spirit and cultural significance of Deepavali. The programme brought together 119 beneficiaries from three children's homes in Johor for a day of celebration, engagement, and shared experiences in a safe and inclusive environment.

As part of the initiative, each child was given the opportunity to participate in a sponsored shopping experience at Sunway Big Box Retail Park, enabling them to select items of their choice and enjoy a sense of independence and excitement. The celebration continued with a communal luncheon at Pendas Café, Sunway Hotel Big Box, providing a festive setting for connection and enjoyment.

Through Deepavali Cheer, Sunway aims to foster inclusion, celebrate cultural diversity, and bring festive cheer to children from underserved communities, reinforcing its commitment to social care and community well-being during significant cultural occasions.

Deepavali Celebration with Malaysian Association For The Blind (MAB)

The Deepavali Celebration with MAB is a community outreach initiative aimed at supporting members of the visually impaired Indian community through the provision of donations and essential items, while fostering inclusivity and shared cultural celebration. Organised in collaboration with MAB, the programme reflects Sunway's commitment to ensuring that vulnerable groups are included and supported during festive occasions.

Beyond material assistance, the initiative emphasises the importance of togetherness, compassion, and mutual support. By creating a shared celebratory space, the programme strengthens community ties and raises awareness of the challenges faced by the visually impaired, while reinforcing the values of generosity and empathy. Through this initiative, Sunway seeks to promote social inclusion, cultural understanding, and a stronger sense of unity within the wider community, particularly during significant festive periods.

Deepavali Celebration With Welfare Homes

The Deepavali CSR initiative was carried out in collaboration with Persatuan Kebajikan Setia Ikhlas Pulau Pinang (PKSIPP) to support local communities through shared festive celebrations. As part of this initiative, Sunway contributed towards luncheon events organised for beneficiaries from multiple welfare homes, providing an opportunity for meaningful engagement and collective celebration during the Deepavali period.

The programme supported two luncheon events held in Butterworth on 25 October and at Sunway Hotel Georgetown, Penang on 1 November, benefiting residents from a total of 10 welfare homes with more than 150 beneficiaries. Through this collaboration, Sunway aims to strengthen community partnerships, promote inclusivity, and extend festive cheer to underserved groups, reinforcing its commitment to social responsibility and community well-being during culturally significant occasions.

Christmas

Cozy Christmas Play Day

Cozy Christmas Play Day is a festive community initiative organised by Sunway Velocity Mall to bring warmth, comfort, and holiday cheer to children receiving care at the paediatric department of SMC Velocity. Recognising that hospital stays during the festive season can be particularly challenging for young patients and their families, the initiative was designed to create a joyful and reassuring experience within the hospital environment.

The programme transformed the paediatric ward into a Cozy, celebratory space through a series of child-friendly activities conducted at the patients' bedside and in shared areas. Highlights included gift-giving by Santa Claus, a gingerbread decoration session, a movie screening, and an appearance by the hospital mascot. The event also provided an opportunity for parents to share reflections and messages of encouragement for their children, fostering emotional connection and support.

Through Cozy Christmas Play Day, Sunway aims to uplift the spirits of hospitalised children, provide comfort during a difficult period, and reinforce its commitment to compassionate, family-centred community care.

Christmas Day Out

To spread joy and festive cheer to children from local shelters in Kluang through a meaningful day of celebration. The programme aimed to create positive experiences, foster community spirit, and bring together partners and sponsors to collectively give back and make a difference during the Christmas season.

Giving Back to Society

SUNWAY FOOD BANK

At Sunway we always believe in doing well by doing good. Sponsorship of groceries to the underprivileged enables them to utilise their excess cash for other necessities. The sponsorship of groceries is also in line with Sunway's commitment towards UN's 17 SDG, i.e. SDG 2 - Zero Hunger.

Month	Description
February to July	Sponsored 35 grocery boxes worth RM150 per box per month for 6 months (Feb - July) to 35 B40 families in Bentong Pahang
March to April	Sponsored 360 boxes of groceries worth RM150 each to B40 families and Orang Asli communities in Klang valley, Johor and Sarawak as well as 9 boxes of groceries worth RM1,000 each to 9 orphanages in Selangor
April to July	Donated groceries worth RM150 each for 4 months so that 200 B40 families identified by the Seventh Day Adventist Church would benefit from it. Each month they would distribute to 50 different families
October	Sponsored 60 B40 families' groceries worth RM100 each for 2 months via Persatuan Kasih Sejati (Great Heart Charity Association, Klang)
November	Sponsored 150 B40 families' groceries worth RM150 each during Deepavali via Malaysian Red Crescent Society JB
October to November	Sponsored groceries worth RM1,500 per month for each of the 5 homes in Johor for 2 months (October & November) 1. Pertubuhan Kebajikan Pusat Jagaan Nesam (25 pax) 2. I Care Community Centre (68 pax) 3. Persatuan Kebajikan Kanak-Kanak Ceria Kulai (25 pax) 4. EWRF Kulai (30 pax) 5. Persatuan Kebajikan Shree Raghavendra Swamy Madalayam Kulai (25 pax)
November	Sponsored groceries worth RM150 for 200 B40 families across Malaysia via Kechara Soup Kitchen

Total Disbursement

RM232,190

Impact Story

Commitment to CSR: Learning Development

Contributed by:

Vijaya Rani Vimalarajah
Sunway Group Brand Marketing & Communications

Across the world, education remains one of the most powerful tools for breaking cycles of inequality and building resilient communities. Yet access to quality learning — whether academic, vocational or developmental — is still uneven, particularly for underserved and vulnerable groups.

Sunway's approach to community investment recognises that learning happens far beyond the classroom. We believe everyone deserves the chance to learn, grow and thrive, regardless of age, background or learning ability. From environmental education and literacy access to rehabilitation support and digital inclusion, Sunway supports programmes that build confidence, independence and opportunity at every stage of life.

CREATING INCLUSIVE SPACES FOR LEARNING

In 2025, Sunway supported Pertubuhan Pemulihan Dalam Komuniti Damansara Damia (PDK) with a RM160,000 cash sponsorship to help create a more supportive and inclusive learning environment for children with special needs. The funding covered learning materials for autistic children, activities for students and parents, rental and utilities, as well as salaries for teachers and supervisors. Reaching 40 children and families, the initiative reflects Sunway's belief that every child deserves the opportunity to learn, grow and thrive.

SUNWAY-OXBRIDGE ESSAY COMPETITION PRIZE GIVING CEREMONY

The Sunway-Oxbridge essay competition was designed to strengthen English proficiency among Malaysian secondary school students while encouraging creativity, critical thinking and effective communication skills. Sunway sponsored cash prizes for the top 10 winners in each category, covering both lower and upper secondary levels, and also provided air tickets and accommodation for winners from Sabah and Sarawak and an accompanying parent. Aside from that, the Sunway-Oxbridge platform provides school uniforms, shoes and school supplies to students in need, so that they can confidently participate in academic activities.

SPASTIC CHILDREN'S ASSOCIATION OF SELANGOR AND FEDERAL TERRITORY

For over 60 years, the Spastic Children's Association of Selangor and Federal Territory (SCAS&FT) has provided free lifelong education and rehabilitation for children and adults with cerebral palsy, helping them build confidence, independence and dignity. Today, more than 150 beneficiaries aged 5 to 50 receive support including physiotherapy, occupational therapy, hydrotherapy, basic education, living skills training and vocational workshops.

In 2024, the centre served 145 students and outpatients, including 23 new registrations, through programmes ranging from early intervention and functional academics to vocational training and sheltered employment. Rehabilitation remains at the heart of its work, with therapy and multi-sensory support designed to improve mobility, coordination, balance and everyday functioning, while activities such as hydrotherapy and therapeutic riding help participants grow in confidence and self-esteem.

CREATING INCOME AND SKILLS THROUGH THE SEWING PROJECT

SCAS&FT's learning model also supports economic empowerment. Through the Fashion for Society sewing project, developed with Sunway College and STYLO Fashion Design Technology Hub, parents, caregivers and volunteers are trained in sewing and handicraft production. The programme builds practical skills while generating income for the centre through the sale of handmade items such as tote bags, pouches and messenger bags, turning creativity into a source of dignity, inclusion and greater financial sustainability.

GROWING CONFIDENCE THROUGH THE EDUFARM PROJECT

Another meaningful initiative is the EduFarm Project – a once-barren plot now transformed into a thriving garden and plant nursery. Supported by a community grant from Majlis Bandaraya Petaling Jaya, the project brings students closer to nature while teaching responsibility, teamwork and basic agricultural skills.

Students participate in planting, weeding and harvesting activities, with produce and potted plants sold to generate additional income for the association. Beyond beautifying the environment, the project nurtures confidence, independence and a sense of purpose, allowing students to contribute meaningfully to their community.

A PARTNERSHIP THAT SUSTAINS HOPE

SCAS&FT operates with limited government funding and relies heavily on corporate and public support to meet its annual operating costs of approximately RM2 million. Sunway's continued sponsorship plays a vital role in sustaining therapy services, education programmes and income-generating initiatives that collectively support over 150 children and adults with cerebral palsy.

Through this partnership, learning becomes more than classroom instruction – it becomes therapy sessions that build strength, workshops that teach independence, gardens that cultivate confidence, and opportunities that allow children with cerebral palsy to envision fuller, more empowered futures.

"

"Sunway Group's support has given us the ability to continue providing essential services to children with cerebral palsy. From rehabilitation and education to skills training, these programmes help our children grow with dignity and hope. We have also seen our registrations increase from 90 after the pandemic to 150 today – a sign that families trust the care and stability we are able to offer."

Mr Tan Meng Keat, Director of SCAS&FT

ICT Lab at SK Ladang Pendas

Recognising that digital literacy is no longer optional, Sunway sponsored the refurbishment of the ICT laboratory at SK Ladang Pendas to improve students' access to technology and digital learning tools. The upgraded facilities enhance ICT literacy, digital confidence and equitable access — particularly for students without reliable access to computers outside school. The initiative supports SDG 4: Quality Education and reflects Sunway's belief that access to technology is fundamental to modern learning environments.

SUNWAY READ PROGRAMME

For many children in B40 communities, access to books is limited not by curiosity, but by circumstances. Before Sunway READ began, schools and care centres often struggled with empty shelves, outdated materials, or a lack of suitable storybooks. In national-type schools, English reading materials beyond basic textbooks were scarce. In rural schools, libraries contained reference books that were more than 15 to 20 years old, while some orphanages had no dedicated reading spaces at all. Sunway READ was established to address this gap — not only by supplying books but by creating welcoming environments that encourage exploration and imagination.

In 2025, libraries and reading corners were refurbished in 10 schools and care centres across Peninsular Malaysia, equipped with age-appropriate, engaging and pictorial books.

Teachers reported noticeable changes including:

- Increased voluntary reading during recess
- Improved vocabulary and comprehension
- Greater emotional engagement among students, including those with special needs
- Higher NILAM reading records in participating schools

In care centres, caregivers observed children becoming calmer, more attentive and more curious during reading sessions. By the end of 2025, feedback had been formally collected from four participating schools to guide programme improvements. From 2026 onwards, Sunway plans to standardise post-programme feedback collection to strengthen impact measurement and learning outcomes.

SUNWAY THEME PARKS' EXPLORER RANGERS PROGRAMME

Learning Through Place, Purpose and Participation

The Explorer Rangers Programme reflects Sunway's belief that meaningful learning happens when children are engaged, confident and connected to their surroundings. Built on the philosophy of Place-Based Education, it transforms local environments into living classrooms while integrating themes of sustainability, climate action, global citizenship and human rights. Through structured "Classes Alive" sessions organised around monthly themes such as wildlife, nature and personal character development, children develop essential 21st-century skills including critical thinking, communication, creativity and decision-making. Lessons frequently take place outdoors at locations such as the Wildlife Park and Wildlife Hospital, making learning tangible and memorable.

Facilitators observe that children who begin the programme shy and reserved often grow more confident over time, actively participating in discussions and sharing ideas.

In 2025, enrolment grew significantly:

- Sunway Lagoon increased by 20% to 620 members
- Sunway Lost World of Tambun doubled to 200 members
- 2,000 children reached cumulatively since inception

The introduction of Discovery Class further enriched the experience by connecting students with professionals from SMC, Sunway City Kuala Lumpur, Sunway XFarms, FarmFresh, University of Malaya, the Royal Malaysia Police, the Fire and Rescue Department and Pos Malaysia. These collaborations help children see how classroom learning translates into real-world careers and community contribution.

Impact Story

Driving Social Impact Through Partnership: Sunway Berhad & The Salvation Army

Contributed by:

Shalini Paramasivam
Sunway Group Sustainability

Nur Aqila Mohd Hanif
Sunway Group Sustainability

Strategic partnerships are critical to extending social impact while addressing environmental challenges such as waste reduction and responsible resource use. Anchored under SDG 17: Partnerships for the Goals, the collaboration strengthens community service delivery through sustained infrastructure support and the integration of circular economy practices.

In 2025, Sunway Berhad entered the third year of its collaboration with The Salvation Army (TSA) through continued sponsorship of TSA's multifunctional premises. The facility serves as TSA's central hub for consolidating and managing donated items collected from 68 collection points, where items are systematically sorted for reuse, recycling, or responsible disposal. Beyond donation management, the premises supports processing, warehousing, retail, and administrative operations, and functions as a platform for joint activities and initiatives undertaken with other non-governmental organisations and volunteers.

ENHANCING OPERATIONAL CAPACITY AND ENVIRONMENTAL OUTCOMES

Sunway's sponsorship of the multifunctional premises has strengthened TSA's capacity to deliver its core social programmes by enabling more efficient donation handling, processing, and redistribution at scale. In parallel, the partnership advances environmental outcomes by facilitating higher rates of reuse and recycling, contributing to waste reduction and diversion from landfill.

Prior to the sponsorship, TSA faced operational inefficiencies stemming from fragmented donation-handling arrangements, limited storage capacity, and rising rental and logistics costs. These constraints restricted scalability, increased the risk of damage to donated items, and limited the organisation's ability to support large-scale donation drives and corporate partnerships. The provision of a stable, purpose-fit facility addressed these challenges by centralising operations, streamlining workflows, safeguarding the quality of donated goods, and reducing overhead costs — allowing TSA to redirect resources towards mission delivery and long-term impact.

TRANSFORMING DONATIONS INTO SUSTAINABLE SOCIAL IMPACT

Funds generated from the reuse and resale of donated items processed at the sponsored premises directly support TSA's core causes, including caring for the aged and protecting children and youth. Through this circular model, donated goods are transformed into sustainable funding streams that support residential care homes for senior citizens, covering essentials such as food, utilities, and basic medical needs, as well as children's homes that provide education, daily care, uniforms, learning materials, and developmental support. In addition, community outreach programmes benefit low-income households by providing access to affordable household items, helping to ease financial pressures while preserving dignity.

EMPLOYEE ENGAGEMENT AND COMMUNITY AWARENESS

Employee-led initiatives further strengthen the partnership. The "Pay It Forward by Upcycling" programme has contributed meaningfully to increased donation volumes while reinforcing responsible consumption habits among Sunway employees. Beyond material contributions, the initiative has enhanced internal awareness of circular economy principles and demonstrated how individual actions can collectively generate meaningful social and environmental impact.

Beneficiaries have consistently expressed appreciation for receiving usable, good-quality items that meet their daily needs. Although feedback is often informal, continued engagement and recurring requests reflect the tangible value of the initiative in supporting vulnerable individuals and families.

SUSTAINING LONG-TERM IMPACT

Looking ahead, Sunway Berhad will continue to support TSA's ability to scale and sustain impact through long-term infrastructure sponsorship and collaborative initiatives. Sunway's ongoing support enables the expansion of sustainability and upcycling programmes, strengthens employee and community engagement, and facilitates broader outreach through additional collection points and awareness activities across Sunway developments. Continued collaboration also supports improvements in data tracking and impact measurement, enhancing transparency and accountability.

By providing stable and predictable corporate support, Sunway enables TSA to plan beyond short-term operational needs, invest in process improvements and capacity building, and scale established programmes with confidence. This long-term partnership allows TSA to focus resources on mission delivery while strengthening its ability to build enduring, multi-year collaborations and deliver sustained social and environmental outcomes.

> Sunway Berhad's long-term support goes beyond providing space — it empowers us to serve with dignity, scale our impact, and create lasting social and environmental value for the communities we support.
>
> **TSA Representative**

RENTAL SUPPORT:
Monthly – RM16,000
Annually – RM192,000

PAY IT FORWARD BY UPCYCLING
In 2025, **211,612 kg** of donation items were collected

Goal 5

Upholding Transparency and Delivering Excellence

137 | Delivering Excellence Through Economic Practices
141 | Inculcating a Strong Governance Culture
142 | Delivering Quality Customer Value
144 | Data Privacy and Cybersecurity
147 | Impact Story

GRI 2-19, 2-23, 2-24, 2-27, 3-3, 201-1, 203-1, 203-2, 205-1, 205-2, 205-3, 206-1, 406-1, 418-1

At Sunway, transparency and excellence guide how we conduct business and create lasting value. As our organisation grows and the operating landscape becomes more complex, we remain committed to upholding strong governance, ethical practices, and clear accountability across the Group. By fostering a culture of integrity and openness, we aim to build trust with our stakeholders while ensuring that our decisions and actions support responsible growth and long-term resilience.

Capitals

Material Issues

- Ethical Business Conduct
- Risk Management & Regulatory Compliance
- Data Privacy & Cybersecurity
- Brand Awareness & Reputation
- Economic Performance

Activities

- Sustainable investment and financing
- Risk management
- Cybersecurity and data governance

Value Created

- Shared prosperity and robust economic growth
- Ethical society with integrity
- Resilience against cyber risk
- Maintaining good product & services' quality and safety

Aligned with UN SDGs

16 PEACE, JUSTICE AND STRONG INSTITUTIONS

17 PARTNERSHIPS FOR THE GOALS

Transformation 6:
Digital Revolution for Sustainable Development

Delivering Excellence Through **Economic Practices**

GRI 3-3, 201-1, 203-1, 203-2

Direct Economic Value Generated

Sales Revenue
RM9.8 billion

Economic Value Retained

Reinvestment and growth (Depreciation and amortisation)
RM152 million

Reinvestment and growth (Income retained by the Company)
RM1.2 billion

Economic Value Distributed

Employees (Salaries and other staff costs)
RM1.1 billion

Government (Corporate taxation)
RM354 million

Providers of capital (Finance costs)
RM405 million

Providers of capital (Minority interests)
RM217 million

Providers of capital (Dividends)
RM522 million

Purchases of goods and services
RM6.8 billion

SUSTAINABLE FINANCING

Sustainable financing embeds ESG considerations into business decisions and investment strategies, supporting responsible, long-term growth. Globally, ESG investments continue to rise, with the global ESG investing market size projected to grow from USD39.08 trillion in 2025 to USD 125.17 trillion by 2032.[1]

The global sustainable finance landscape continues to expand despite slower issuance momentum in early 2025. As of June 2025, cumulative issuances of green, social, sustainability, sustainability-linked, and transition (collectively labeled sustainable) bonds reached USD6.3 trillion, a USD600 billion increase from 2024, with USD480 billion issued in the first half of the year. Green bonds remained dominant, accounting for about 68 percent of total issuances, underscoring investor confidence in climate-aligned financing instruments.[2]

In Malaysia, sustainable finance continues to gain momentum, driven by policy initiatives and growing investor demand for ethical and impact-oriented investment options. The country's Sustainable and Responsible Investment (SRI) fund segment expanded nearly tenfold between 2020 and 2024, with 75 qualified SRI funds, comprising 45 unit trust and 30 wholesale funds, recorded at the end of 2024 and a total net asset value (NAV) of RM14.44 billion.[3] This growth reflects the deepening integration of ESG considerations within Malaysia's capital markets.

At Sunway Berhad, we capitalise on sustainable finance as an advantageous avenue that allows us to stay true to our ESG principles while growing the business. As such, ESG considerations are embedded into our financing strategy. We actively collaborate with financial institutions to develop sustainability-linked loans and other green financing solutions, which strengthen our long-term value creation and reinforce our role in supporting the transition towards a more sustainable economy.

Sustainability-linked loan KPIs by Standard Chartered

Key Performance Indicators	2025 Target	2025 Performance
RENEWABLE ENERGY Increase annual renewable energy generation	13 GWh	22 GWh
EMPLOYEE LEARNING HOURS Increase the average learning and development hours of employees	42.67 hours	44 hours

Notes:

1. ESG Investing Market Size, Share & Industry Analysis, 2026–2034, Fortune Business Insights
2. Labeled Sustainable Bonds – Market Update – July 2025, The World Bank
3. Guide for Assessing Investors' Sustainability Preferences for SRI Funds, 9 October 2025, Securities Commission Malaysia.

Delivering Excellence Through Economic Practices

SUSTAINABILITY SUKUK

As the global community accelerates action on climate change and the transition towards more sustainable economies, innovative financing mechanisms have become increasingly important. Rooted in principles of social justice, risk-sharing, and environmental stewardship, Islamic finance provides a strong and ethical platform for mobilising capital in support of sustainable development.[1] Within this landscape, sustainability sukuk play a vital role in aligning Shariah-compliant financing with environmental and social objectives to advance the green transition. At Sunway, our commitment to sustainable financing continues to deepen in response to these evolving needs, as we have actively integrated sukuk programmes since 2022.

1 Sunway Square - Sunway University & Jeffrey Cheah Performing Arts Centre

Type of utilisation: New project
Status: Completed (Sunway University)/Under construction (Jeffrey Cheah Performing Arts Centre)
Green Certification:
- GreenRE – Gold (Provisional Cert)

Amount Allocated: RM166.2 million

2 Sunway Square - Office Tower 1

Type of utilisation: New project
Status: Completed
Green Certification:
- LEED - Gold
- GreenRE - Platinum (Provisional Cert)

Amount Allocated: RM250 million

3 Sunway Square - Office Tower 2

Type of utilisation: New project
Status: Completed
Green Certification:
- LEED – Gold
- GreenRE - Platinum (Provisional Cert)

Amount Allocated: RM300 million

Note: [1] Green Sukuk as a Tool for Sustainable Financing, UNDP.

This year, Sunway Property launched the SFF for Sunway Cochrane, a 5.40-acre Transit-Oriented Development with a gross development value (GDV) of RM1.2 billion. Proceeds raised under the framework were allocated to eligible projects evaluated against its sustainability criteria, which received a "Gold" rating from MARC.



4 Sunway Velocity Three

Type of utilisation: New project
Status: Under construction
Green Certification:
- GreenRE – Gold (Provisional Cert)

Amount Allocated: RM264 million

5 Sunway Cochrane

Type of utilisation: New project
Status: Under construction
Green Certification:
- GreenRE – Gold (Provisional Cert)

Amount Allocated: RM183 million

6 Sunway City Iskandar Puteri (Pendas) Township

Type of utilisation: Pendas (Land Cost & Earthwork)
Status: Completed
Green Certification:
- GBI - Silver (Provisional Cert) (Township)

Amount Allocated: RM250 million

Delivering Excellence Through Economic Practices

SUSTAINABILITY SUKUK IMPACT SUMMARY

Energy efficiency

- LED lighting and motion sensor control lighting
- Energy-efficient lifts and escalators
- Renewable energy
- Centralised chiller plants - District Cooling System*

** Only applicable for Sunway Square*

Environmental practices

- Sustainable products - Green Tag-certified/ Eco Label
- Sustainable practices during construction and occupancy stage
- Accessibility and connectivity to facilities and public transport

Water efficiency

- Low-flow sanitary fittings
- Rainwater harvesting system for irrigation
- Water usage and leak detection monitoring system

Indoor environmental quality

- Low-VOC paint for interior walls and ceilings
- Air filtration media provisions for AHUs

Sunway Cochrane:

Energy efficiency

- Energy savings achieved by design: 6,030,832 kWh/year
- Annual GHG emissions reduced or avoided based on design: 4,391,623 $kgCO_2e$/year
- Based on design estimates, renewable energy production is 44,457 kWh per year, with an annual GHG emissions avoidance potential of 28,408 $kgCO_2e$.

Water efficiency

- Water savings achieved by design: 1,283,820 m^3/year

Collaboration with Financial Institutions

Since 2022, Sunway Property has collaborated with multiple financial institutions to provide sustainable financing options for customers purchasing green-certified Sunway properties. Through these partnerships, customers enjoy preferential end-financing rates and expedited approval processes from Public Bank Berhad, Standard Chartered Bank Malaysia, and Alliance Bank.

In 2023, we signed an MoU with UOB Malaysia to advance our shared commitment to achieving net zero carbon emissions by 2050. This partnership has enabled the integration of sustainable financing solutions, infrastructure, and technologies across Sunway's business divisions, supporting capacity-building efforts, scaling up sustainability initiatives, and addressing Scope 3 emissions.

Inculcating a **Strong Governance Culture**

GRI 2-19, 2-23, 2-24, 2-27, 3-3, 205-1, 205-2, 205-3, 206-1, 406-1, 418-1

We are committed to responsible growth by upholding strong business ethics and fostering a resilient corporate culture. This commitment includes strict adherence to the Company's Standard Operating Procedures (SOPs) and continuous enhancement of our governance, compliance, and operational standards through the use of technology and innovation.

EMBEDDING GOOD GOVERNANCE AND COMPLIANCE

Sunway adheres to established laws and regulations while implementing Group-wide standards and operational procedures that embed ethical practices into our daily operations. This approach safeguards sustainable business growth by reducing financial, legal, and operational risks.

Our Code of Conduct and Business Ethics outlines clear standards for ethical behaviour, guiding employees to act with integrity in their daily responsibilities, professional relationships, and business dealings. The policy covers key areas such as sustainability, health and safety, anti-bribery and corruption, non-discrimination, and internal processes, ensuring that ethical principles are deeply integrated into every part of our organisation.

COMBATTING ANTI-BRIBERY, CORRUPTION AND FRAUD

We maintain a strict zero-tolerance stance toward bribery and corruption, supported by a robust framework that aligns with our Code of Conduct. This framework is reinforced through dedicated policies on bribery, corruption, money laundering, and whistleblowing.

Our Anti-Bribery and Corruption (ABC) Policy is communicated to all directors, senior management, employees, and business partners through various channels, including our corporate induction programme and website. Mandatory training, delivered through online modules and e-learning sessions, ensures that all employees understand anti-bribery and anti-corruption principles, regulations, and compliance requirements.

Oversight of the ABC Policy rests with the Board of Directors, supported by the Anti-Bribery and Corruption Task Force, which ensures effective implementation across the organisation. Each business division is required to submit quarterly reports on bribery and corruption risk assessments to the Group Risk and Compliance (GRC) Department, ensuring transparency and consistent monitoring. The GRC Department is responsible for reporting and addressing suspected fraud in accordance with its fraud response plan and procedures, helping to prevent fraudulent activities across the organisation. All employees are expected to uphold the highest standards of ethics, integrity, and professionalism in their daily work to minimise legal risks, fines, and penalties, demonstrating their commitment to the Group's ABC Policy.

0
employees were disciplined or dismissed due to non-compliance with the ABC Policy

88%
of operations assessed for corruption-related risks

92%
of employees received training on anti-corruption

0
reported and confirmed incidents of corruption and fraud in the year under review

Board Policies

- Economic Sanctions Compliance Policy
- External Auditor Policy
- Fit and Proper Policy
- Policy on Selection and Assessment of Members of the Board of Directors and Board Composition
- Remuneration Policy for Directors and Senior Management

Corporate Policies

- Anti-Bribery and Corruption (ABC) Policy
- Anti-Money Laundering, Countering Financing of Terrorism and Countering Proliferation Financing Policy
- Diversity and Inclusion Policy
- Whistleblowing Policy & Procedure
- Code of Conduct and Business Ethics Policy

Sustainability Policies

- Biodiversity Policy
- Climate Change Policy
- Green Building Policy
- Green Township Policy
- Group Sustainability Policy
- Group Occupational Health, Safety and Environment Policy
- Human Rights Policy
- Pollution Policy
- Resource Use Policy
- Sustainable Events Management Policy
- Sustainable Procurement Policy
- Volunteerism Guidelines
- Waste Policy
- Water Management Policy

Delivering **Quality Customer Value**

GRI 2-27, 3-3, 417-1

Our comprehensive quality control systems ensure exceptional product and service delivery, strengthening stakeholder confidence while maintaining our position as an industry leader in responsible business practices.

The Property Development division applies the Sunway Quality Merit System (SQMS) to assess workmanship quality through systematic sampling of active trades during main building construction. Each project is required to achieve a minimum benchmark score of 84%, covering structural works, architectural finishes, and mechanical and electrical (M&E) installations. In 2025, completed projects recorded an average score of 84% under the Construction Industry Development Board's (CIDB) Quality Assessment System in Construction (QLASSIC), an independent evaluation based on the Construction Industry Standard (CIS) 7.

In parallel, the Quarry division maintains rigorous quality management through an integrated Quality Assurance and Quality Control (QA/QC) reporting system that monitors plant operations and performance metrics. Laboratory personnel use a web-based platform to record test results and generate comprehensive reports, ensuring accuracy and consistency across operations.

PRODUCT LABELLING

Our product labelling protocols strictly adhere to regulatory standards, while customer education programmes enhance informed product utilisation.

Compliance	Product certification processes maintain rigorous compliance with international and local industry standards
Traceability	Product traceability measures incorporate complete manufacturing data, including serial numbers and production dates.
Communication	Product specifications are communicated via detailed brochures, supplemented by technical presentations and facility visits. Customer feedback mechanisms remain integral to our product development cycle.

We are committed to maintaining compliance for the following areas:

- Health and safety impacts of products and services

- Product and service information and labelling

- Marketing communications

ESTABLISHING CUSTOMER SATISFACTION

We measure customer satisfaction to elevate our service and product offerings. Our established feedback channels across business divisions provide valuable market insights, enabling us to advance product innovation that meets evolving market needs.

Property Development — **91%** Net Promoter Score

We leverage the MySunwayProperty web portal to offer customers a seamless and comprehensive property management experience. The integrated platform provides convenient access to project information, key collection scheduling, property documents, defect reporting, and billing reviews. Customers also enjoy exclusive rewards and can share valuable feedback through our digital channels. This is further supported by active social media engagement and dedicated toll-free support services, ensuring a connected and customer-centric experience throughout their property journey.

Retail — **78%** Customer Satisfaction Index

Innovation continues to shape our customer engagement and operational excellence at Sunway Malls. The Customer Engagement Hub integrates generative AI-powered chatbots to enhance responsiveness and service efficiency. We have also upgraded our RetailTECH system to streamline asset management and maintenance, consolidating tenant communications, compliance tracking, facility inspections, and operational updates into a single platform. Through Sunway Malls' Customer Relationship Management (CRM) system, we conduct annual sentiment analyses to gather insights from visitors, enabling data-driven improvements in customer satisfaction and overall experience.

Hospitality — **91%** Customer Satisfaction Index

Guest satisfaction is closely monitored through multiple feedback channels, including dedicated hotel surveys, TripAdvisor reviews, and the Global Review Index by ReviewPro, an internationally recognised benchmarking platform for hospitality reputation management.

Building Materials — Internal Evaluation Framework

The Building Materials division employs an internal evaluation framework to measure customer satisfaction across six key performance areas using a five-point scoring matrix, where 1 indicates baseline performance and 5 represents exceptional standards. In 2025, all three companies — Sunway Paving Solutions Sdn Bhd, Sunway Spun Pile (M) Sdn Bhd, and Sunway VCP Sdn Bhd — surpassed their respective benchmarks, particularly in product quality, pricing, and delivery efficiency. Sunway Paving Solutions and Sunway Spun Pile demonstrated strong performance in customer service and logistics, while Sunway VCP excelled in product quality and value for money, reflecting the division's continued commitment to excellence and customer satisfaction.

Office — **98%** Tenant Satisfaction Index

Our office management team utilises an advanced mobile application to streamline service request management, allowing tenants to submit and track requests efficiently within established service level agreements. The platform is designed to ensure prompt and effective resolution of tenant needs across all office management operations.

Tenant satisfaction is measured through various engagement channels, including the Sunway Community App, internal communication systems, QR code feedback tools, and direct consultations. Evaluation metrics cover facility maintenance standards, amenity management, and overall service delivery performance. Feedback on tenant needs, services, and property management practices is continuously reviewed to drive ongoing improvements and enhance the tenant experience.

Leisure — "Best Day Ever Service" Commitment

We maintain rigorous standards at our theme parks, prioritising exceptional guest experiences that align with our Best Day Ever service commitment. Furthermore, our comprehensive attraction portfolio integrates seasonal promotional initiatives that ensure sustained delivery value while maximising guest engagement throughout the operational calendar.

Healthcare — **92%** Customer Satisfaction Index

SMC introduced a mobile application to simplify patient appointment management and provide easy access to essential hospital information. The platform features comprehensive medical service listings, health education resources, and promotional programmes designed to enhance patient convenience and engagement.

Our Healthcare division's customer service unit operates a robust Feedback Management System to manage patient and visitor communications efficiently. Feedback is reviewed through prompt response protocols, with targeted action plans implemented to address concerns effectively.

We also utilise the Customer Experience Management Platforms for Insights and Actions (CEMPIA) to systematically track and analyse feedback. In addition, our Corporate Communications team monitors Google Reviews, while dedicated service teams manage customer engagement across email, the corporate website, and WhatsApp to ensure timely and personalised support.

Data Privacy and Cybersecurity

DATA PRIVACY AND CYBERSECURITY

Sunway's business operations rely extensively on digital platforms, cloud-based systems, and interconnected data networks to support daily transactions and stakeholder engagement. The Company manages significant volumes of personal, financial, and operational data from customers, tenants, patients, and business partners, making data privacy and cybersecurity critical to its operational resilience and regulatory compliance.

In Malaysia, Sunway faces heightened regulatory exposure under the Personal Data Protection Act 2010 (Amendment 2024) and the Cybersecurity Act, while regional and international operations are subject to varying cross-border data governance frameworks such as the GDPR and ASEAN standards. Risks are primarily concentrated within on-premise data centres, cloud environments, and shared corporate systems that manage human resource, finance, and customer data. The Company also depends on external vendors and digital service providers whose systems introduce additional vulnerabilities. These factors collectively influence Sunway's ability to maintain business continuity, protect stakeholder information, and comply with evolving regulatory requirements.

Scenario Analysis Methodology

Sunway has prioritised initiatives to strengthen its governance framework and digital resilience in response to the regulatory, reputational, and operational significance of data privacy and cybersecurity. The Company adopts a data-driven approach, using both internal and external sources to identify and assess risks across all business divisions. This integrated monitoring framework extends across all major operational sectors, encompassing digital services, customer data management, and new business initiatives. It provides comprehensive visibility of data privacy and cybersecurity risks throughout Sunway's digital ecosystem.

Focus Area	Purpose	Sources/Tools
Regulatory & Compliance Intelligence	Track legal and policy changes; ensure alignment with national standards	PDPA 2010 (Amendment 2024), Cybersecurity Act, Securities Commission Malaysia's Technology Risk Management, ISO/IEC 27001:2022 updates, stakeholder feedback
Operational & System Assurance	Evaluate control effectiveness and detect emerging threats	IT audits, security posture assessments, Security Operations Centre (SOC) monitoring and incident response data

The simulated scenarios were selected based on their potential impact on Sunway's value chain and core business operations, where digital platforms, customer interfaces, and data management systems are integral to service delivery. These scenarios include ransomware attacks disrupting critical systems, third-party vendor breaches exposing customer data, unauthorised data access compromising confidentiality, and inaccurate or poor-quality data affecting compliance and decision-making.

Data Privacy

Scenario	Description	Assessed Impact
Unauthorised access	Insider or external actor gains authorised access to sensitive personal data	Breach of confidentiality, regulatory non-compliance, reputational damage
Inaccurate or Poor-Quality Data	Critical data elements are incomplete, inaccurate, or outdated, affecting decision-making and compliance reporting	Operational inefficiencies, inaccurate disclosures, regulatory breaches

Cybersecurity

Scenario	Description	Assessed Impact
Ransomware Attack	Simulating a large-scale ransomware event disrupting critical business systems for 72 hours	Prolonged service disruption and loss of system availability, potential data exfiltration leading to confidentiality breach, possible regulatory non-compliance, financial loss, and reputational damage
Third-Party Vendor Breach	Breach at a key cloud or fintech vendor exposing customer data	Data confidentiality breach, regulatory exposure, contractual liability, reputational damage, and customer churn

Each identified risk is assessed using a structured methodology aligned with ISO 27005. Business processes and related assets are classified by confidentiality, integrity, and availability, then mapped to relevant threats and vulnerabilities. Likelihood is determined using measurable factors such as occurrence rate and threat level, while magnitude reflects potential financial, operational, and reputational effects. Existing controls are reviewed to calculate residual risk, and significant exposures are escalated for mitigation.

Data privacy and cybersecurity are recognised as digital infrastructure risks within Sunway's ERM framework. They are prioritised alongside financial, operational, and sustainability-related risks, particularly when a single event could affect compliance, reporting accuracy, or stakeholder confidence. This integration ensures a consistent and transparent approach to managing data-related risks across the organisation.

Risks and Opportunities

As the Company expands its use of cloud, AI, and smart technologies, new risks emerge alongside opportunities to enhance resilience and efficiency. Sunway continuously assesses these factors to strengthen compliance, protect information assets, and leverage digital innovation as a driver of sustainable growth.

Time Horizon	Risks	Opportunities	Changes in Financial Performance and Cash Flow	Mitigation Strategies
Short Term	Regulatory fines, data breaches, and reputational damage due to compliance gaps under the PDPA 2010 (Amendment 2024) and Cybersecurity Act.	Reduced legal, remediation, and compliance costs through improved regulatory alignment.	Increase in operating costs due to compliance investments (policy updates, training, governance frameworks).	• Periodic review of the PDPA Compliance Manual, Data Governance Framework, and evolving cybersecurity threat landscape • Reviewed and updated privacy notices, embedded consent mechanisms, and appointed Data Protection Officers (DPOs) across all relevant business units (healthcare, retail, property, education, hospitality) to comply with PDPA 2010 (amendment 2024).
Medium Term	Ransomware attacks from emerging technologies such as AI, coupled with limited data privacy awareness, expanding IT ecosystems, and increasingly sophisticated cyber threats. Additionally, vendor and third-party dependencies introduce systemic vulnerabilities across Sunway's value chain.	Cost efficiencies from stronger data governance and cybersecurity, reducing incident response and recovery expenses.	Reduction in incident-related costs (e.g. ransomware recovery, legal liabilities, business interruption losses).	• Enhance incident reporting processes and run phishing simulations. • Perform immediate VAPT and risk assessments for critical systems.
Long Term	Future regulatory changes, evolving AI-enabled cyber threats, and differing international compliance standards may challenge Sunway's data governance and expansion plans.	New revenue opportunities enabled by trusted data ecosystems (e.g. data-driven services, partnerships).	Revenue growth from data-driven offerings and digital innovation, enabled by strong governance foundations.	• Implement centralised tools (data catalog, classification and lineage) to ensure consistent compliance and operational efficiency across all relevant business units. • Familiarise and expand the implemented tools with more features, eg: data protection, Master Data Management (MDM) etc. • Strengthen security operations with AI-driven detection and continuous monitoring.

Current Effects

- Higher operational costs from strengthening cybersecurity infrastructure, implementing PDPA compliance measures, and enhancing employee awareness.

Anticipated Effects

- The possibility of a large-scale ransomware event can cause substantial business revenue loss and severe operational disruption, triggering insurance claims and urgent regulatory reporting obligations.
- Breaches originating from third-party cloud or fintech vendors are likely to result in significant liability exposure, contractual penalties, and a high rate of customer churn.
- Any single cybersecurity or privacy event is anticipated to undermine stakeholder confidence.

Data Privacy and Cybersecurity

Safeguarding data integrity and ensuring cyber resilience remain central to Sunway's commitment to responsible digital governance. As our operations become increasingly data-driven, we continue to strengthen both our technological defenses and human vigilance to protect the confidentiality, integrity, and availability of information across all business units.

Strategies

Conducting frequent security posture assessments

Conducting regular assessment including phishing simulations and annual disaster recovery simulation test

Promoting awareness among our employees through monthly newsletters and training sessions

Building on these initiatives, we made measurable progress in embedding robust data protection practices across all business units during the reporting year. Guided by evolving regulatory requirements and our internal governance standards, we focused on strengthening accountability, improving employee awareness and tightening system safeguards.

To support this, we rolled out the Sunway Group Cybersecurity Policy Compliance programme, reinforcing consistent understanding of cybersecurity and data protection responsibilities across the Company. This was complemented by phishing simulations, regular cybersecurity communications and a dedicated enquiry channel to facilitate timely guidance and coordination among data owners.

We also strengthened internal data privacy governance through updated policies and guidance aligned with the PDPA amendments, alongside initiatives to enhance awareness and knowledge-sharing across the organisation. Looking ahead, we are evaluating a cloud-based data governance and data catalogue tool targeted for approval by end-2025 to further enhance data governance, visibility and data integrity across the Company.

Metrics and Targets

Building on these initiatives, we made measurable progress in embedding robust data protection practices across all business units during the reporting year. Guided by evolving regulatory requirements and our internal governance standards, we focused on strengthening accountability, improving employee awareness, and tightening system safeguards.

Quantitative Progress

- Allocated RM200,000 for data governance and privacy initiatives
- Appointed 11 Data Protection Officers (DPOs) across all business units
- Conducted frequent vulnerability assessments and penetration tests, resolving all high-risk findings
- Recorded zero regulatory fines or penalties related to privacy or cybersecurity

Qualitative Progress

- Implemented key PDPA 2010 (Amendment 2024) requirements, including updated privacy notices and breach protocols
- Integrated data privacy governance into the Company's annual reporting, ensuring Board-level visibility
- Introduced mandatory cybersecurity due diligence for vendor onboarding processes

2025 Targets and Performance

Zero major data breaches, measured by the number of reported breaches

Zero incidents of identified data leaks, thefts or loss

100% of employees trained annually on PDPA compliance, data governance, and cybersecurity[1]

Note:
[1] Excludes part-timers and foreign workers

Impact Story

Raising the Bar: Sunway Malls' Integrated Management System Journey

A BOLD, INDUSTRY-LEADING COMMITMENT

In a landmark move for Malaysia's retail sector, Sunway Malls embarked on a major, group-wide initiative to achieve ISO 14001 (Environmental Management Systems) and ISO 45001 (Occupational Health & Safety Management Systems) certifications — simultaneously across four major malls — while continuing to uphold its ISO 9001 (Quality Management Systems) certification, which Sunway Malls has maintained for over a decade.

This ambitious undertaking goes beyond incremental improvement. It reflects a deliberate strategy to standardise excellence across diverse assets, geographies, and operational contexts, ensuring that environmental stewardship, workplace safety, and service quality are consistently managed at the highest international standards.

BUILDING A ROBUST INTEGRATED MANAGEMENT SYSTEM (IMS)

At the heart of this achievement is the establishment of a comprehensive Integrated Management System (IMS) that seamlessly unifies ISO 9001, ISO 14001, and ISO 45001 into a single governance framework. The IMS strengthens accountability, enhances risk management, and embeds ESG considerations into day-to-day decision-making across all certified malls.

The system is fully aligned with international best practices and is accredited by both the United Kingdom Accreditation Service (UKAS) and the Department of Standards Malaysia (DSM) — underscoring its credibility, rigour, and global recognition.

Contributed by:

Jessica Jong
Sunway Malls

Through this integrated approach, Sunway Malls ensures:

- Systematic identification and mitigation of environmental impacts
- Proactive management of occupational health and safety risks
- Consistent service quality and operational performance
- Transparent monitoring, auditing, and continuous improvement

A HISTORIC ESG MILESTONE FOR THE INDUSTRY

Crowning this achievement is a historic industry first: Sunway Pyramid has become the first shopping mall in Malaysia to receive the SIRIM 55 ESG Certification. This landmark recognition affirms Sunway Malls' leadership in translating ESG commitments into measurable, independently verified outcomes.

The SIRIM 55 ESG Certification provides a holistic assessment of environmental, social, and governance performance, reinforcing Sunway Pyramid's position as a benchmark for responsible retail operations and sustainable asset management in Malaysia.

FROM COMMITMENT TO ACTION: WALKING THE TALK

These achievements are not symbolic. They represent the continuation of a long-standing ethos at Sunway Malls — to lead by example and to operationalise sustainability at scale. As Malaysia's first REIT to introduce a Green Lease Partnership Programme, Sunway Malls has consistently pushed the boundaries of collaboration with tenants, partners, and communities to drive shared ESG outcomes.

The ISO certifications and SIRIM 55 ESG recognition further demonstrate Sunway Malls' commitment to "walking the talk" by embedding sustainability, safety, and quality into systems, processes, and culture — rather than treating them as standalone initiatives.

SETTING A NEW STANDARD FOR RETAIL EXCELLENCE

By achieving ISO 14001, ISO 45001 and The SIRIM 55 ESG certifications while maintaining ISO 9001—Sunway Malls has set a new benchmark for operational governance and ESG integration in Malaysia's retail landscape.

Through a robust Integrated Management System and pioneering ESG certifications, Sunway Malls continues to redefine what excellence looks like in sustainable retail — today and for the future.

Appendices

150 | Bursa Malaysia Prescribed Table
152 | Key Performance Indicators
173 | Restatements
174 | Membership in Associations
176 | Emissions Calculation Methodology
179 | GRI Content Index
189 | IFRS S1 & S2 Content Index
209 | SASB Content Index
212 | Assurance Statements
217 | Abbreviations

Bursa Malaysia Prescribed Table

Sunway Berhad

IFRS S1

Date & Time: 2026-04-13_18:48:51

FYE 31/12/2025

Sustainability Matter	Metric	Measurement Unit	2025	Target	Assurance	Remarks
Energy Management	Building Energy Intensity - Office	kWh/m2	120	133	External (Limited)	
Energy Management	Building Energy Intensity - Retail	kWh/m2	258	310	External (Limited)	
Energy Management	Building Energy Intensity - Hospitality	kWh/m2	188	222	External (Limited)	
Energy Management	Building Energy Intensity - Healthcare	kWh/m2	296	329	External (Limited)	
Energy Management	Building Energy Intensity - Student and Healthcare Residence	kWh/m2	82	92	External (Limited)	
Energy Management	Building Energy Intensity - Leisure	kWh/person	8.57	6.31	External (Limited)	
Labour Practices & Standards	Turnover rate	%	14%	* 12% - 16%	External (Limited)	
Footnote Target	Added target for turnover rate.					
Labour Practices & Standards	Mandatory completion of Anti-Bribery & Corruption Policy	%	92%	100%	External (Limited)	
Labour Practices & Standards	Average learning hours per employee	Hours	44	40	External (Limited)	
Data Privacy & Cybersecurity	Reported data breaches	Number	0	0	External (Limited)	
Data Privacy & Cybersecurity	Incidents of identified data leaks, thefts or loss	Number	0	0	External (Limited)	
Data Privacy & Cybersecurity	Employees trained on PDPA compliance, data governance, and cybersecurity	%	100%	100%	External (Limited)	

Sunway Berhad

IFRS S2

Date & Time: 2026-04-13_18:48:51

FYE 31/12/2025

Sustainability Matter	Metric	Measurement Unit	2025	Target	Assurance	Remarks
Physical Impacts of Climate Change	Scope 2 and Scope 3	tonnes CO2e/RM'000	0.086	Below 0.093 tonnes CO2e/RM'000 in 2025	External (Limited)	* The overall target is to reduce Scope 2 and Scope 3* GHG emission intensity (tonnes CO2e/RM'000/year) at 3.5-4.0% annually through to 2030 using FY2022 as the baseline. *Scope 3 emissions only consist of emissions from tenants' energy consumption which are categorised under Category 13: Downstream Leased Assets.
Footnote Remarks	Added remarks for emissions intensity target.					
Physical Impacts of Climate Change	Renewable Energy Generation	%	5%	Source at least 40% of the total electricity consumption from renewable energy sources (5% locally generated, 35% purchased from green sources/solar farms) by 2030	External (Limited)	

Key Performance Indicators

GRI 2-4

PLANET

Indicator	Unit of Measurement	2022	2023	2024	2025
Emissions					
i. GHG Emissions					
Scope 1					
Company facility	tonnes CO_2e	64,969	63,987	91,711	88,434
	tonnes CO_2	58,423	57,539	80,369	75,045
	tonnes CH_4	76	83	116	111
	tonnes N_2O	170	147	216	205
Company vehicles	tonnes CO_2e	1,736	4,019	4,246	4,140
	tonnes CO_2	1,030	2,760	2,937	3,764
	tonnes CH_4	0.4	0.8	1	1
	tonnes N_2O	9	35	36	48
Scope 1 Subtotal	tonnes CO_2e	66,704	68,006	95,958	92,574
	tonnes CO_2	59,453	60,300	83,307	78,809
	tonnes CH_4	77	84	117	111
	tonnes N_2O	178	183	252	252
Scope 2					
Purchased electricity	tonnes CO_2e	53,346	127,776	163,091	181,180
	tonnes CO_2	53,346	127,776	163,091	181,180
Scope 2 Subtotal	tonnes CO_2e	53,346	127,776	163,091	181,180
	tonnes CO_2	53,346	127,776	163,091	181,180
Scope 3					
Category 1: Purchased goods and services	tonnes CO_2e	166,394	310,792	239,808	354,886
Category 2: Capital goods	tonnes CO_2e	-	-	-	-
Category 3: Fuel- and energy- related activities	tonnes CO_2e	-	-	-	-
Category 4: Upstream transportation and distribution	tonnes CO_2e	-	-	482*	1,658
Category 5: Waste generated in operations	tonnes CO_2e	5,716	6,764	11,654	10,379
Category 6: Business Travel	tonnes CO_2e	1,019	3,261	2,697	2,801
	tonnes CO_2	879	2,264	1,793	2,436
	tonnes CH_4	2	3	2	4
	tonnes N_2O	4	10	8	11
Category 7: Employee commuting	tonnes CO_2e	19,231	12,211	13,105	14,677
Category 8: Upstream leased assets	tonnes CO_2e	-	-	-	-
Category 9: Downstream transportation and distribution	tonnes CO_2e	-	-	124*	2,110
Category 10: Processing of sold products	tonnes CO_2e	-	-	-	-
Category 11: Use of sold products	tonnes CO_2e	-	-	-	-

Notes:

* Emissions are derived from Sunway Construction.

1. '-' refers to data not available.
2. Figures stated may not add up due to rounding of decimals.
3. The data and information provided have been prepared to the best of our ability in ensuring completeness, accuracy and reliability.

PLANET

Indicator	Unit of Measurement	2022	2023	2024	2025
Category 12: End-of-life treatment of sold products	tonnes CO_2e	-	-	-	-
Category 13: Downstream leased assets	tonnes CO_2e	46,979	24,574	44,101	50,221
	tonnes CO_2	46,979	24,574	44,101	50,221
Category 14: Franchises	tonnes CO_2e	-	-	-	-
Category 15: Investments	tonnes CO_2e	69,711	65,902	73,407	103,797
Scope 3 Subtotal	tonnes CO_2e	309,050	423,504	385,378	540,530
	tonnes CO_2	47,858	26,838	45,894	52,658
	tonnes CH_4	2	3	2	4
	tonnes N_2O	4	10	8	11
Overall GHG Emissions					
Scope 1 and 2	tonnes CO_2e	120,050	195,782	259,049	273,754
	tonnes CO_2	112,799	188,076	246,398	259,989
	tonnes CH_4	77	84	117	111
	tonnes N_2O	178	183	252	252
Scope 1, 2 and 3	tonnes CO_2e	429,100	619,286	644,427	814,284
	tonnes CO_2	160,656	214,914	292,292	312,647
	tonnes CH_4	79	87	119	116
	tonnes N_2O	182	192	260	263
ii. GHG Emissions Avoidance					
Scope 2					
Renewable energy - Solar PV	tonnes CO_2e	6,020	17,047	12,503	16,894
	tonnes CO_2	6,020	17,047	12,503	16,894
Renewable energy - GET	tonnes CO_2e	0	1,002	1,438	0
	tonnes CO_2	0	1,002	1,438	0
Scope 2 Subtotal	tonnes CO_2e	6,020	18,049	13,941	16,894
	tonnes CO_2	6,020	18,049	13,941	16,894
Scope 3					
Category 1: Purchased goods and services	tonnes CO_2e	408	1,014	1,508	1,976
Category 5: Waste diverted from operations	tonnes CO_2e	162	345	484	579
Scope 3 Subtotal	tonnes CO_2e	570	1,359	1,992	2,555
Carbon Sequestration					
Number of trees planted in Sunway townships	number of trees	270,621	272,315	274,242	274,562
Total GHG emission sequestration from trees planted	tonnes CO_2e	5,683	5,719	5,759	5,766
Overall GHG Emissions Avoidance					
GHG emissions avoidance	tonnes CO_2e	12,273	25,127	21,692	25,215

Notes:

1. '-' refers to data not available.
2. Figures stated may not add up due to rounding of decimals.
3. The data and information provided have been prepared to the best of our ability in ensuring completeness, accuracy and reliability.

Key Performance Indicators

PLANET

Indicator	Unit of Measurement	2022	2023	2024	2025
Energy					
i. Electricity Consumption					
Purchased Electricity					
Retail	MWh	54,942	57,195	60,306	62,221
Hospitality		42,361	48,882	52,906	49,554
Office		7,036	8,815	10,081	14,361
Healthcare		8,175	23,019	75,991	78,548
Leisure		14,842	15,075	15,163	15,751
Student & Healthcare Residence		9,371	11,238	14,107	12,383
Building Materials		9,028	10,073	8,276	9,980
Trading & Manufacturing		1,146	1,670	1,876	2,021
Quarry		10,484	14,261	17,210	18,705
REIT		87,303	81,422	89,087	126,372
Construction		7,701	8,970	9,077	28,073
Total Purchased Electricity		252,389	280,620	354,079	417,969
Renewable Energy – Solar PV					
Retail	MWh	3,461	4,132	4,074	4,300
Hospitality		292	320	665	1,090
Office		–	–	–	34
Healthcare		–	149	542	625
Leisure		–	–	54	395
Student & Healthcare Residence		247	241	238	200
Building Materials		2,194	2,171	2,118	2,386
REIT		1,503	10,883	2,412	5,572
Construction		245	4,594	6,050	7,225
Total Renewable Energy – Solar PV		7,942	22,490	16,154	21,827
Renewable Energy – GET					
Retail	MWh	–	27	–	–
Office		–	399	–	–
Student & Healthcare Residence		–	896	–	–
Building Materials		–	–	1,858	–
Hospitality		–	–	–	1
Total Renewable Energy – GET		0	1,322	1,858	1

Notes:

1. '-' refers to data not available.
2. Figures stated may not add up due to rounding of decimals.
3. The data and information provided have been prepared to the best of our ability in ensuring completeness, accuracy and reliability.

PLANET

Indicator	Unit of Measurement	2022	2023	2024	2025
Total Electricity Consumption					
Retail	MWh	58,403	61,355	64,381	66,521
Hospitality		42,654	49,201	53,571	50,644
Office		7,036	9,214	10,081	14,395
Healthcare		8,175	23,168	76,533	79,173
Leisure		14,842	15,075	15,217	16,146
Student & Healthcare Residence		9,618	12,375	14,346	12,584
Building Materials		11,222	12,243	12,252	12,366
Trading & Manufacturing		1,146	1,670	1,876	2,021
Quarry		10,484	14,261	17,210	18,705
REIT		88,806	92,304	91,498	131,945
Construction		7,946	13,564	15,127	35,298
Total Electricity Consumption		260,331	304,431	372,091	439,797
% of Renewable Energy	%	3%	8%	5%	5%
ii. Fuel Consumption					
Diesel					
Retail	MWh	–	0	0	5
Hospitality		–	21	71	42
Office		–	0	2	0
Building Materials		5,129	4,309	3,997	5,348
Quarry		19,266	19,779	28,443	24,773
Leisure		–	–	45	55
Healthcare		–	–	153	249
REIT		–	–	22	36
Construction		24,583	27,685	47,528	54,672
Total Diesel		48,978	51,794	80,261	85,182
Light Fuel Oil (LFO)					
Quarry	MWh	108,185	103,140	171,450	164,922
Total Light Fuel Oil (LFO)		108,185	103,140	171,450	164,922

Notes:

1. '-' refers to data not available.
2. Figures stated may not add up due to rounding of decimals.
3. The data and information provided have been prepared to the best of our ability in ensuring completeness, accuracy and reliability.

Key Performance Indicators

PLANET

Indicator	Unit of Measurement	2022	2023	2024	2025
Natural Gas (NG)					
Building Materials	MWh	113,432	102,793	100,803	110,794
Quarry		17,030	20,745	9,807	6,272
Hospitality		–	–	6,789	8,991
Retail		–	–	3,678	4,341
Healthcare		–	–	659	668
REIT		–	–	2,163	15,826
Total Natural Gas (NG)		130,462	123,538	123,900	146,891
Liquefied Petroleum Gas (LPG)					
Retail	MWh	–	0	16,428	17,441
Hospitality		–	8,599	5,707	2,290
Healthcare		–	–	75	90
Leisure		–	–	13	61
Quarry		–	–	–	–
REIT		–	–	6,339	3,228
Total Liquefied Petroleum Gas (LPG)		0	8,599	28,562	23,110
Total Fuel Consumption					
Retail	MWh	0	0	20,106	21,787
Hospitality		0	8,621	12,567	11,323
Office		0	0	2	0
Building Materials		118,561	107,102	104,800	116,142
Quarry		144,481	143,663	209,700	195,968
Healthcare		0	0	888	1,006
Leisure		0	0	57	116
REIT		6,846	9,607	8,524	19,091
Construction		24,583	27,685	47,528	54,672
Total Fuel Consumption		294,470	296,677	404,173	420,105

Notes:

1. '-' refers to data not available.
2. Figures stated may not add up due to rounding of decimals.
3. The data and information provided have been prepared to the best of our ability in ensuring completeness, accuracy and reliability.

PLANET

Indicator	Unit of Measurement	2022	2023	2024	2025
iii. Total Energy Consumption					
Retail	MWh	58,403	61,355	84,487	88,308
Hospitality		42,654	57,822	66,138	61,967
Office		7,036	9,214	10,083	14,395
Healthcare		8,175	23,168	77,421	80,179
Leisure		14,842	15,075	15,275	16,262
Student & Healthcare Residence		9,618	12,375	14,346	12,584
Building Materials		129,783	119,345	117,052	128,508
Quarry		154,965	157,924	226,910	214,673
Trading & Manufacturing		1,146	1,670	1,876	2,021
REIT		95,652	101,911	100,022	151,036
Construction		32,529	41,249	62,655	89,970
Total Energy Consumption		554,801	601,108	776,264	859,902
iv. Others					
Company's total property portfolio certified to a recognised building management standard for property					
Green townships	Number	2	2	2	2
Green buildings		33	41	48	69

Notes:

1. Figures stated may not add up due to rounding of decimals.
2. The data and information provided have been prepared to the best of our ability in ensuring completeness, accuracy and reliability.

Key Performance Indicators

PLANET

Indicator	Unit of Measurement	2022	2023	2024	2025
Water					
i. Municipal Water Consumption					
Retail	m^3	983,876	1,320,905	1,976,913	2,278,891
Hospitality		704,334	687,965	980,193	1,043,065
Office		147,751	178,392	238,554	380,134
Education		121,344	175,659	297,730	398,802
Healthcare		306,930	284,874	546,080	551,951
Leisure		500,728	721,737	734,017	711,710
Student & Healthcare Residence		354,007	405,358	310,412	361,657
Building Materials		42,003	28,893	31,294	38,012
Trading & Manufacturing		28,654	34,849	15,091	25,479
Quarry		–	5,248	61,164	62,280
Ongoing Construction Sites		200,160	193,256	476,729	271,273
Total Municipal Water Consumption		3,189,627	3,843,879	5,191,448	5,851,981
Total Municipal Water Consumption (Including Ongoing Construction Sites)		3,389,787	4,037,135	5,668,177	6,123,254
ii. Water Treatment Plant					
Retail	m^3	757,819	685,887	74,421	6,375
Hospitality		336,536	339,078	125,325	38,368
Office		146,890	146,249	114,544	21,637
Education		130,691	136,547	55,184	21,471
Healthcare		0	0	0	0
Leisure		10,893	9,120	8,968	2,772
Student & Healthcare Residence		0	0	60,142	22,439
Total Water Treatment Plant		1,382,828	1,316,881	438,584	113,061
iii. Rainwater Harvesting					
Retail	m^3	0	0	434	3,631
Hospitality		259	414	505	2,109
Office		5,936	4,385	4,894	4,001
Education		576	523	5,831	9,442
Healthcare		–	–	319	804
Leisure		1,158	1,441	2,130	1,327
Student & Healthcare Residence		167	218	0	68,267
Total Rainwater Harvesting		8,096	6,980	14,113	89,582
iv. Groundwater					
Leisure	m^3	2,450	2,689	1,207	22
Building Materials		–	–	80,504	73,423
Quarry		–	–	26,417	0
Student & Healthcare Residence		0	0	0	216
Total Groundwater		2,450	2,689	108,128	73,661

Notes:

1. '-' refers to data not available.
2. Figures stated may not add up due to rounding of decimals.
3. The data and information provided have been prepared to the best of our ability in ensuring completeness, accuracy and reliability.

PLANET

Indicator	Unit of Measurement	2022	2023	2024	2025
v. Lake Water					
Leisure	m^3	–	–	218	68
Quarry		–	81,095	0	0
Sunway City Kuala Lumpur		4,949	5,210	4,574	5,333
Total Lake Water		4,949	86,305	4,792	5,401
vi. Overall Water Consumption					
Retail	m^3	1,741,695	2,006,792	2,051,768	2,288,897
Hospitality		1,041,129	1,027,456	1,106,023	1,083,541
Office		300,577	329,026	357,992	405,772
Education		252,611	312,728	358,745	429,715
Healthcare		306,930	284,874	546,399	552,755
Leisure		515,229	734,987	746,540	715,899
Student & Healthcare Residence		354,174	405,576	370,554	452,579
Building Materials		42,003	28,893	111,798	111,435
Trading & Manufacturing		28,654	34,849	15,091	25,479
Quarry		–	86,343	87,581	62,280
Sunway City Kuala Lumpur		4,949	5,210	4,574	5,333
Ongoing Construction Sites		200,160	193,256	476,729	271,273
Overall Water Consumption		4,587,949	5,256,734	5,757,065	6,133,686
Overall Water Consumption (Including Ongoing Construction Sites)		4,788,109	5,449,990	6,233,794	6,404,959
vii. Water Use Intensity					
Office	m^3/m^2	1.16	1.16	1.26	1.01
Retail		2.38	2.71	2.69	1.68
Hospitality		3.22	3.4	3.12	2.45
Education		1.03	1.38	1.35	1.56
Healthcare		2.63	2.48	4.57	1.88
Student & Healthcare Residence		1.09	2.25	2.05	1.91
Leisure	m^3/person	0.31	0.35	0.34	0.38
Building Materials					
Sunway Paving Solutions	m^3/'000 m^2	11.81	8.66	39.24	35.78
Sunway Spun Pile	m^3/tonne	0.05	0.02	0.16	0.13
Sunway VCP		0.44	0.27	0.29	0.40
viii. Others					
The number and/or proportion of sites with a water management plan	Number	100%	100%	100%	100%
The number and/or proportion of facilities, assets, production, revenue in water-stressed regions		0	0	0	0
Water withdrawals/consumption in water stressed regions		0	0	0	0
Number of incidents of non-compliance with water quality/quantity permits, standards and regulations		0	0	0	0

Notes:

1. '-' refers to data not available.
2. Figures stated may not add up due to rounding of decimals.
3. The data and information provided have been prepared to the best of our ability in ensuring completeness, accuracy and reliability.

Key Performance Indicators

PLANET

Indicator	Unit of Measurement	2022	2023	2024	2025
Waste					
i. Non-Hazardous Waste					
Disposed Waste					
Retail	tonnes	3,882	3,972	2,189	4,241
Hospitality		1,892	2,191	2,398	2,088
Office		44	44	115	89
Healthcare		201	1,728	1,918	1,959
Leisure		976	998	1,605	1,321
Student & Healthcare Residence		106	230	407	402
Building Materials		0	293	230	276
Quarry		1	8	4	1
Trading & Manufacturing		0	80	452	798
REIT		4,372	4,737	5,115	6,416
Construction		9,284	3,767	14,167	8,652
Total Disposed Waste		20,757	18,048	28,598	26,243
Diverted Waste					
Retail	tonnes	76	123	109	196
Hospitality		78	162	127	150
Office		6	4	8	11
Healthcare		17	127	269	297
Leisure		20	20	62	54
Student & Healthcare Residence		1	0	0	0
Building Materials		59	218	206	307
Quarry		29	85	20	3
Trading & Manufacturing		27	40	3	1
REIT		181	397	488	937
Construction		2,696	10,312	32,729	26,769
Total Diverted Waste		3,188	11,488	34,020	28,725
Overall Waste					
Retail	tonnes	3,958	4,095	2,298	4,437
Hospitality		1,969	2,353	2,525	2,239
Office		50	48	124	100
Healthcare		217	1,855	2,186	2,257
Leisure		996	1,017	1,666	1,376
Student & Healthcare Residence		106	230	407	402
Building Materials		59	511	435	583
Quarry		30	93	24	4
Trading & Manufacturing		27	120	455	798
REIT		4,552	5,135	5,602	7,352
Construction		11,980	14,079	46,896	35,420
Overall Non-Hazardous Waste		23,945	29,536	62,619	54,968

Notes:

1. Figures stated may not add up due to rounding of decimals.
2. The data and information provided have been prepared to the best of our ability in ensuring completeness, accuracy and reliability.

PLANET

Indicator	Unit of Measurement	2022	2023	2024	2025
ii. Hazardous Waste					
Disposed Waste (Incineration)					
Healthcare	tonnes	762	852	1,068	1,232
Leisure		0	1	5	13
Building Materials		19	20	26	9
Quarry		19	15	16	14
Trading & Manufacturing		0	2	0	0
Total Disposed Waste (Incineration)		800	890	1,115	1,268
Diverted Waste					
Retail	tonnes	–	1.0	0.0	0.3
Hospitality		1.0	1.9	1.4	5.0
Office		–	0.1	0.0	0.6
Healthcare		–	9.1	1.6	38.4
Leisure		–	3.2	1.3	0.0
Building Materials		–	–	3.6	27.1
Quarry		–	–	3.3	3.2
Trading & Manufacturing		–	–	1.7	0.0
Total Diverted Waste		1	15	13	75
% of Waste Diverted from Landfill	%	13%	39%	54%	52%
iii. Others					
Total costs of environmental fines and penalties during financial year	RM	0	0	0	0
Industrial sites covered by recognised environmental management systems such as ISO14001 or EMAS	Number	6	6	6	6

Notes:

1. '-' refers to data not available.
2. Figures stated may not add up due to rounding of decimals.
3. The data and information provided have been prepared to the best of our ability in ensuring completeness, accuracy and reliability.

Key Performance Indicators

PLANET

Parameter	Unit of Measurement	Compliance Limit	2025		
			Min	Max	Average
Environmental Pollution Control					
i. Effluent					
Building Materials					
Sunway Paving Solutions and Sunway Spun Pile					
pH	Number	5.5-9.0	6.6	8.6	7.3
BOD	mg/l	20-50	2	23	9
COD		80-200	11	65	29
Sunway VCP					
pH	Number	5.5-9.0	7.5	8.4	8.1
BOD	mg/l	50	2	34	15
COD		200	13	145	71
Quarry					
pH	mg/l	6.0-9.0	5.1	8.1	6.9
BOD		20-50	0.0	6	2.0
COD		80-200	0.0	13	3.2
Total Suspended Solids (TSS)		50-100	0.0	120	14.4
Oil and Grease		1-10	ND	ND	ND
Ongoing Construction Sites					
TSS of Water*	mg/l	76	219	318	232
TSS of Silt Trap		79	15	117	33
ii. Air Emission					
Building Materials					
Sunway Paving Solutions and Sunway Spun Pile					
PM10	µg/m³	100	18	96	47
PM2.5		35	10	33	22
SO_2		250	<0.10	5	3
NO_2		280	<0.10	2	2
CO		10000	<0.10	2	1
O_3		100	3	21	16
Sunway VCP					
PM10	µg/m³	100	54	100	74
CO	mg/m³	1,000	1	2	1
Quarry					
PM10	µg/m³	100	13	126	60
Ongoing Construction Sites					
PM10	µg/m³	90	22	57	30

Notes:

* Data might be higher due to external sources.

1. Figures stated may not add up due to rounding of decimals.
2. The data and information provided have been prepared to the best of our ability in ensuring completeness, accuracy and reliability.
3. ND = Not Detected

PLANET

Parameter	Unit of Measurement	Compliance Limit	2025		
			Min	Max	Average
iii. Noise Monitoring					
Building Materials					
Sunway Paving Solutions and Sunway Spun Pile					
Boundary Noise	dB	Day time = 75	54	72	63
		Night time = 75	45	61	55
Sunway VCP					
Boundary Noise	dB	Day time = 75	57	72	63
		Night time = 75	51	71	60
Quarry					
Boundary Noise	dB	Day time = 65	52	71	57
		Night time = 55	46	52	49
Ongoing Construction Sites					
Boundary Noise	dB	Day time = 60-95	45	61	55
		Night time = 50-70	40	54	48

Notes:

1. Figures stated may not add up due to rounding of decimals.
2. The data and information provided have been prepared to the best of our ability in ensuring completeness, accuracy and reliability.

Key Performance Indicators

PLANET

Indicator	Unit of Measurement	2022	2023	2024	2025
Supply Chain					
i. Materials used to produce and package products and services*					
Property Development					
Concrete	metric tonnes	221,133	805,170	437,229	274,742
Timber	metric tonnes	831	1,013	91	596
Reinforced bars	metric tonnes	2,793,658	842,489	15,894	6,578
Building Materials					
Coarse sand	metric tonnes	123,279	145,697	160,482	185,566
Aggregate – 20mm	metric tonnes	61,526	83,660	91,076	104,087
Aggregate – 10mm	metric tonnes	63,025	76,725	82,132	88,915
Quarry					
Bitumen	metric tonnes	93,259	97,012	96,184	81,234
Aggregates	metric tonnes	1,201,518	1,465,488	1,329,408	819,709
Fibre	kg	1,315,033	2,172,530	85,977	126,281
ii. Suppliers					
Proportion of spending on local suppliers	%	93%	86%	67%	89%
Percentage of new suppliers that were screened using environmental criteria	%	100%	100%	100%	100%
Number of suppliers assessed for environmental impacts	Number	–	2,233	4,209	5,781
Percentage of new suppliers that were screened using social criteria	%	100%	100%	100%	100%
Number of suppliers assessed for social impacts	Number	–	2,233	4,209	5,781

Notes:

* Data collection processes are continuously being streamlined, resulting in ongoing improvements in data quality and completeness. Variations in material usage are expected, as they depend on the type of project and its respective stage of construction.

1. '-' refers to data not available.
2. Figures stated may not add up due to rounding of decimals.
3. The data and information provided have been prepared to the best of our ability in ensuring completeness, accuracy and reliability.

PEOPLE

Indicator		2023 Number	2023 %	2024 Number	2024 %	2025 Number	2025 %
Employee Profile							
Total employees		11,828	–	12,940	–	14,272	–
Total attrition		2,105	18%	1,926	15%	2,006	14%
Total retention		–	82%	–	85%	–	86%
i. Board Diversity							
Gender							
Male		6	60%	5	56%	4	50%
Female		4	40%	4	44%	4	50%
Total		10	100%	9	100%	8	100%
Age Group							
40-60 years old		1	10%	2	22%	2	25%
>60 years old		9	90%	7	78%	6	75%
Total		10	100%	9	100%	8	100%
Ethnicity							
Malay		4	40%	2	22%	2	25%
Chinese		5	50%	5	56%	4	50%
Others		1	10%	2	22%	2	25%
Total		10	100%	9	100%	8	100%
ii. Employee Diversity							
Gender							
Executives	Male	2,121	18%	2,262	17%	2,480	17%
	Female	4,411	37%	5,105	39%	5,795	41%
Non-executives	Male	2,922	25%	2,953	23%	3,165	22%
	Female	2,374	20%	2,620	20%	2,832	20%
Total		11,828	100%	12,940	100%	14,272	100%
Age Group							
Executives	Below 30 years old	2,279	19%	2,955	23%	3,287	23%
	Between 30 to 40 years old	2,553	22%	2,732	21%	3,110	22%
	Between 40 to 50 years old	1,179	10%	1,149	9%	1,291	9%
	More than 50 years old	521	4%	531	4%	587	4%
Non-executives	Below 30 years old	2,342	20%	2,770	21%	2,858	20%
	Between 30 to 40 years old	1,694	14%	1,656	13%	1,824	13%
	Between 40 to 50 years old	817	7%	728	6%	821	6%
	More than 50 years old	443	4%	419	3%	494	3%
Total		11,828	100%	12,940	100%	14,272	100%

Notes:

1. '–' refers to data not available.
2. Figures stated may not add up due to rounding of decimals.
3. The data and information provided have been prepared to the best of our ability in ensuring completeness, accuracy and reliability.

Key Performance Indicators

PEOPLE

Indicator		2023 Number	2023 %	2024 Number	2024 %	2025 Number	2025 %
Ethnicity							
Executives	Malay	2,404	20%	2,830	22%	3,378	24%
	Chinese	3,130	26%	3,323	26%	3,499	25%
	Indian	723	6%	837	6%	961	7%
	Other races	241	2%	292	2%	341	2%
	Foreigner	34	0%	85	1%	96	1%
Non-executives	Malay	3,456	29%	3,695	29%	3,940	28%
	Chinese	322	3%	310	2%	368	3%
	Indian	908	8%	977	8%	1,046	7%
	Other races	404	3%	410	3%	437	3%
	Foreigner	206	2%	181	1%	206	1%
Total		11,828	100%	12,940	100%	14,272	100%
Years of Service							
Executives	Less than 1 year	1,402	12%	1,800	14%	1,951	14%
	Between 1 to 5 years	3,175	27%	3,516	27%	3,821	27%
	Between 5 to 10 years	948	8%	968	7%	1,203	8%
	Between 10 to 15 years	462	4%	524	4%	608	4%
	Between 15 to 20 years	274	2%	285	2%	355	2%
	More than 20 years	271	2%	274	2%	337	2%
Non-executives	Less than 1 year	1,189	10%	1,238	10%	1,361	10%
	Between 1 to 5 years	2,390	20%	2,651	20%	2,648	19%
	Between 5 to 10 years	804	7%	793	6%	904	6%
	Between 10 to 15 years	402	3%	391	3%	478	3%
	Between 15 to 20 years	285	2%	274	2%	269	2%
	More than 20 years	226	2%	226	2%	337	2%
Total		11,828	100%	12,940	100%	14,272	100%
iii. New Hires							
Total new hires		4,171	–	3,505	–	3,689	–
Gender							
Male		1,647	39%	1,165	33%	1,321	36%
Female		2,524	61%	2,340	67%	2,368	64%
Total		4,171	100%	3,505	100%	3,689	100%
Age Group							
Below 30 years old		2,545	61%	2,222	63%	2,366	64%
Between 30 to 40 years old		1,227	29%	942	27%	960	26%
Between 40 to 50 years old		312	7%	259	7%	253	7%
More than 50 years old		87	2%	82	2%	110	3%
Total		4,171	100%	3,505	100%	3,689	100%

Notes:

1. '-' refers to data not available.
2. Figures stated may not add up due to rounding of decimals.
3. The data and information provided have been prepared to the best of our ability in ensuring completeness, accuracy and reliability.

PEOPLE

Indicator		2023 Number	2023 %	2024 Number	2024 %	2025 Number	2025 %
Ethnicity							
Malay		2,257	54%	1,894	54%	2,054	56%
Chinese		1,000	24%	895	26%	849	23%
Indian		576	14%	495	14%	542	15%
Other races		338	8%	221	6%	244	7%
Total		4,171	100%	3,505	100%	3,689	100%
Employee Category							
Senior Management		18	0%	10	0%	21	1%
Manager and Senior Manager		219	5%	201	6%	168	5%
Senior Executive & Assistant Manager		447	11%	528	15%	492	13%
Executives		1,256	30%	1,258	36%	1,328	36%
Non-executives		2,231	53%	1,508	43%	1,680	46%
Total		4,171	100%	3,505	100%	3,689	100%
Region							
Domestic	Male	1,647	39%	1,165	33%	1,321	36%
	Female	2,524	61%	2,340	67%	2,368	64%
Overseas	Male	0	0%	0	0%	0	0%
	Female	0	0%	0	0%	0	0%
Total		4,171	100%	3,505	100%	3,689	100%
Domestic	Below 30 years old	2,545	61%	2,222	63%	2,366	64%
	Between 30 to 40 years old	1,227	29%	942	27%	960	26%
	Between 40 to 50 years old	312	7%	259	7%	253	7%
	More than 50 years old	87	2%	82	2%	110	3%
Overseas	Below 30 years old	0	0%	0	0%	0	0%
	Between 30 to 40 years old	0	0%	0	0%	0	0%
	Between 40 to 50 years old	0	0%	0	0%	0	0%
	More than 50 years old	0	0%	0	0%	0	0%
Total		4,171	100%	3,505	100%	3,689	100%
iv. Employment Status							
Gender							
Permanent	Male	4,548	38%	4,766	37%	5,182	36%
	Female	6,535	55%	7,459	58%	8,385	59%
Contract	Male	495	4%	449	3%	463	3%
	Female	250	2%	266	2%	242	2%
Total		11,828	100%	12,940	100%	14,272	100%
Part-time/Non-guaranteed hours	Male	93	1%	95	1%	100	1%
	Female	0	0%	0	0%	0	0%
Full-time	Male	4,950	42%	5,120	40%	5,545	39%
	Female	6,785	57%	7,725	60%	8,627	60%
Total		11,828	100%	12,940	100%	14,272	100%

Notes:

1. Figures stated may not add up due to rounding of decimals.
2. The data and information provided have been prepared to the best of our ability in ensuring completeness, accuracy and reliability.

Key Performance Indicators

PEOPLE

Indicator		2023 Number	2023 %	2024 Number	2024 %	2025 Number	2025 %
Region							
Permanent	Domestic	11,083	94%	12,225	94%	13,567	95%
	Overseas	0	0%	0	0%	0	0%
Contract	Domestic	745	6%	715	6%	705	5%
	Overseas	0	0%	0	0%	0	0%
Total		11,828	100%	12,940	100%	14,272	100%
Part-time/Non-guaranteed hours	Domestic	93	1%	95	1%	100	1%
	Overseas	0	0%	0	0%	0	0%
Full-time	Domestic	11,735	99%	12,845	99%	14,172	99%
	Overseas	0	0%	0	0%	0	0%
Total		11,828	100%	12,940	100%	14,272	100%
v. Employee Turnover							
Total turnover		2,105	18%	1,926	15%	2,006	14%
Gender							
Male		889	42%	705	37%	765	38%
Female		1,216	58%	1,221	63%	1,241	62%
Total		2,105	100%	1,926	100%	2,006	100%
Age Group							
Below 30 years old		1,049	50%	1,056	55%	1,210	60%
Between 30 to 40 years old		702	33%	633	33%	583	29%
Between 40 to 50 years old		217	10%	161	8%	151	8%
More than 50 years old		137	7%	76	4%	62	3%
Total		2,105	100%	1,926	100%	2,006	100%
Ethnicity							
Malay		1,019	48%	982	51%	1,044	52%
Chinese		616	29%	592	31%	559	28%
Indian		354	17%	256	13%	294	15%
Other races		116	6%	96	5%	109	5%
Total		2,105	100%	1,926	100%	2,006	100%
Employee Category							
Senior Management		16	1%	9	0%	12	1%
Manager and Senior Manager		135	6%	135	7%	136	7%
Senior Executive & Assistant Manager		306	15%	293	15%	300	15%
Executives		637	30%	638	33%	596	30%
Non–executives		1,011	48%	851	44%	962	48%
Total		2,105	100%	1,926	100%	2,006	100%

Notes:

1. Figures stated may not add up due to rounding of decimals.
2. The data and information provided have been prepared to the best of our ability in ensuring completeness, accuracy and reliability.

PEOPLE

Indicator		2023 Number	2023 %	2024 Number	2024 %	2025 Number	2025 %
vi. Women Diversity							
Women in workforce		6,785	57%	7,725	60%	8,627	60%
Management Positions							
Women in executive management (Board of Directors)		4	40%	4	40%	4	50%
Women in all management positions		2,372	61%	2,248	64%	2,577	65%
Women in top management positions		75	36%	85	39%	97	40%
Women in junior management positions		1,198	68%	1,501	70%	1,766	72%
Women in management positions in revenue-generating functions		333	52%	159	53%	175	53%
Women in STEM–related positions		3,662	74%	4,354	77%	4,995	77%
Women's to men's basic salary ratio	Excluding foreign workers	0.89 : 1	–	0.91 : 1	–	0.94 : 1	–
	Including foreign workers	0.99 : 1	–	0.94 : 1	–	0.96 : 1	–
Average years employed by the company	Male	6.0	–	4.0	–	4.5	–
	Female	4.3	–	5.7	–	6.4	–
Average annual compensation (RM)	Male	108,600	–	106,300	–	114,000	–
	Female	92,900	–	94,600	–	97,400	–
vii. Minority Groups							
Proportion of senior management hired from local community		–	98%	–	97%	–	96%
Percentage of global staff with a disability		4	0.03%	6	0.05%	12	0.09%
viii. Learning and Development							
Average learning hours							
Per employee		41	–	37	–	44	–
Gender	Male	40	–	43	–	42	–
	Female	41	–	35	–	44	–
Employee Category	Senior Management	54	–	38	–	54	–
	Manager and Senior Manager	50	–	47	–	51	–
	Senior Executive & Assistant Manager	42	–	39	–	45	–
	Executives	39	–	33	–	40	–
Total training hours							
Gender	Male	85,048	–	97,304	–	104,228	–
	Female	179,997	–	177,464	–	256,279	–
Total		**265,045**	**–**	**274,768**	**–**	**360,507**	**–**
Employee Category	Senior Management	11,358	–	8,342	–	12,964	–
	Manager and Senior Manager	53,027	–	56,056	–	65,352	–
	Senior Executive & Assistant Manager	73,929	–	82,826	–	110,826	–
	Executives	126,729	–	127,451	–	171,349	–
	Others	2	–	93	–	16	–

Notes:

1. '-' refers to data not available.
2. Figures stated may not add up due to rounding of decimals.
3. The data and information provided have been prepared to the best of our ability in ensuring completeness, accuracy and reliability.

Key Performance Indicators

PEOPLE

Indicator		2023 Number	2023 %	2024 Number	2024 %	2025 Number	2025 %
Learning and development cost (RM)							
Total expenditure		12,288,183	–	5,503,653	–	6,209,460	–
Average amount spent (RM)							
Per employee		1,881	–	747	–	749	–
Gender	Male	2,168	–	1,079	–	1,086	–
	Female	1,743	–	600	–	605	–
Age Group	Below 30 years old	1,130	–	460	–	515	–
	Between 30 to 40 years old	1,553	–	813	–	804	–
	Between 40 to 50 years old	3,340	–	1,021	–	1,068	–
	More than 50 years old	3,639	–	1,110	–	820	–
Ethnicity	Malay	842	–	523	–	530	–
	Chinese	2,889	–	990	–	1,078	–
	Indian	1,230	–	618	–	474	–
	Other races	1,198	–	581	–	446	–
Employee Category	Senior Management	6,301	–	2,205	–	1,727	–
	Manager and Senior Manager	3,525	–	1,476	–	1,476	–
	Senior Executive & Assistant Manager	1,843	–	756	–	791	–
	Executives	1,125	–	432	–	457	–
Performance Review							
Gender	Male	–	100%	–	100%	–	100%
	Female	–	100%	–	100%	–	100%
Employee Category	Executives	–	100%	–	100%	–	100%
	Non-executives	–	100%	–	100%	–	100%
Family-friendly Leaves							
Parental/ childcare leave	Number of leave applications	2,055	–	2,582	–	2,024	–
	Number of days applied	2,100	–	2,751	–	3,273	–
Maternity leave	Number of leave applications	267	–	445	–	417	–
	Number of days applied	22,330	–	31,423	–	32,307	–
Paternity leave	Number of leave applications	96	–	158	–	154	–
	Number of days applied	641	–	1,097	–	1,074	–

Notes:

1. '-' refers to data not available.
2. Figures stated may not add up due to rounding of decimals.
3. The data and information provided have been prepared to the best of our ability in ensuring completeness, accuracy and reliability.

PEOPLE

Indicator	2023 Number	2023 Rate	2024 Number	2024 Rate	2025 Number	2025 Rate
Occupational Health and Safety						
i. Work-related injuries						
Employees						
Hours worked	18,916,654	–	23,980,713	–	26,204,717	–
Fatalities	0	0	0	0	0	0
High-consequence work-related injuries	4	0.21	0	0	0	0
Recordable work-related injuries	78	4.12	50	2.09	104	3.97
Lost time Injury (LTI)	56	0.59	47	0.39	57	–
Lost Time Incident Rate (LTIR)	–	0.59	–	0.39	–	0.44
Lost Time Injury Frequency Rate (LTIFR)	–	–	–	1.96	–	2.18
Non-Employees[1]						
Hours worked	19,717,964	–	23,094,824	–	19,630,146	–
Fatalities	0	0	0	0	0	0
High–consequence work–related injuries	0	0	0	0	0	0
Recordable work–related injuries	2	0.10	2	0.09	1	0.05
Lost time Injury (LTI)	–	0	2	0.02	1	–
Lost Time Incident Rate (LTIR)	–	–	–	0.02	–	0.01
Lost Time Injury Frequency Rate (LTIFR)	–	–	–	0.09	–	0.05
ii. Work-related ill health						
Employees						
Number of fatalities	0	–	0	–	0	–
Number of recordable work-related ill health	5	–	4	–	3	–
Main types of work-related ill health	Overexertion or strenuous movements and manual handling	–	Noise and ergonomic hazards	–	Noise	–
Non-Employees[1]						
Number of fatalities	0	–	0	–	0	–
Number of recordable work-related ill health	0	–	1	–	0	–
Main types of work-related ill health	N/A	–	Noise	–	N/A	–
iii. Trainings and certifications						
Number of employees trained on health and safety standards	3,200	–	1,234	–	6,037	42%
Sites with ISO 45001 certification	4	–	4	–	12	–

Notes:

1. Non-employees excludes part-timers and interns since they are hired on an ad hoc basis.
2. The rates are calculated based on 1,000,000 hours worked.
3. Work-related hazards that pose a risk of ill health are identified using HIRARC assessment and incident statistics, chemical health risk assessments (CHRA), chemical exposure monitoring, medical records and stakeholder feedback.
4. '–' refers to data not available.

Key Performance Indicators

PEOPLE

Indicator	Unit of Measurement	2023	2024	2025
Community Investment				
Amount invested in the community where the target beneficiaries are external to the listed issuer	RM (in million)	7.82	5.72	7.38
Total number of beneficiaries of the investment in communities	Number	202,950	60,048	84,121
Total employee volunteer hours on community impact programmes	Hours	3,761	6,152	3,903
Excellence in Quality				
i. Customer satisfaction index				
Office	%	99%	98%	98%
Retail		78%	79%	78%
Hospitality		89%	90%	91%
Healthcare		91%	91%	92%
Property Development		91%	91%	91%
ii. QLASSIC Score				
Property Development	%	82%	84%	84%

Notes:

1. Figures stated may not add up due to rounding of decimals.
2. The data and information provided have been prepared to the best of our ability in ensuring completeness, accuracy and reliability.

Restatements

GRI 2-4

Emissions

The emissions data from 2022 - 2024 has been restated due to updates to the GHG consolidation approach.

Key Performance Indicators (Planet)

Waste

iii. Others

The number of industrial sites covered by recognised environmental management systems such as ISO14001 and EMAS for 2024 are restated.

Membership In Associations

GRI 2-4

Sunway's affiliations with various credible and prestigious associations reflect its commitment to good corporate governance.

Business Division	Name of Organisation	Sunway's Representation
Corporate Governance/ Leadership	Climate Governance Malaysia	Sunway Berhad
	Malaysian Employers Federation	Sunway Berhad
	Sustainable Development Solutions Network (SDSN) Malaysia	Tan Sri Dato' Seri Dr. Jeffrey Cheah, Chairman
	Malaysian Crime Prevention Foundation – Selangor Chapter	Tan Sri Dato' Seri Dr. Jeffrey Cheah, Chairman
	Jeffrey Cheah Foundation	Tan Sri Dato' Seri Dr. Jeffrey Cheah, Founder and Trustee
	British Malaysian Chamber of Commerce	Tan Sri Dato' Seri Dr. Jeffrey Cheah - Distinguished Co-Patron
		Ms. Nik Tasha Nik Kamaruddin - Deputy Chair
Building Materials	Federation of Malaysian Manufacturers (FMM)	Sunway Paving Solutions Sdn Bhd, Member
		Sunway Spun Pile (M) Sdn Bhd, Member
		Sunway VCP Sdn Bhd, Member
	International Road Federation (IRF)	Sunway Paving Solutions Sdn Bhd, Member
	Road Engineering Association of Malaysia (REAM)	Sunway Paving Solutions Sdn Bhd, Institution Member
Trading & Manufacturing	Persatuan Pemborong Barangan Logam Malaysia (PPBLM)	Sunway Winstar Sdn Bhd
	Malaysian Automotive Association (MAA)	Dongfeng Commercial Vehicle (Malaysia) Sdn Bhd
Property Development	Real Estate and Housing Developers' Association (REHDA)	Mr. Chong Sau Min, Committee Member, Wilayah Persekutuan Branch
		Mr. Adly Sham, Committee Member, Selangor Branch
		Ir. Fong Choon Fuoi, Hon. Branch Secretary, Penang Branch
		Mr Gerard Soosay, Deputy Branch Chairperson, Johor Branch
Retail	Malaysia Shopping Malls Association (MSMA)	Ms. Phang Sau Lian, President
		Mr. Michael Poh, Assistant Treasurer
		Mr. Stewart Lee Siew Kit, Corporate Member
Quarry	Malaysia Quarries Association (MQA)	Mr. Lee Chuan Seng, Vice Chairman – Kuala Lumpur Branch

Business Division	Name of Organisation	Sunway's Representation
Hospitality	Malaysian Association of Hotels (MAH)	Sunway Resort Hotel, Member
		Sunway Pyramid Hotel, Member
		Sunway Lagoon Hotel, Member
		Sunway Putra Hotel KL, Member
		Sunway Velocity Hotel, Member
		The Banjaran Hotsprings Retreat, Member
		Sunway Hotel Big Box, Member
		Sunway Hotel Georgetown, Member
		Sunway Hotel Seberang Jaya, Member
		Sunway Lost World Hotel, Member
		Sunway Sanctuary, Member
Leisure	International Association of Amusement Parks and Attractions (IAAPA)	Sunway Lagoon Sdn Bhd, Member
	Malaysian Association of Theme Parks and Family Attractions (MATFA)	Sunway Lagoon Sdn Bhd, Member
		Sunway Lost World Water Park Sdn Bhd
	Southeast Asian Zoos & Aquarium Association (SEAZA)	Dr Pakeeyaraj Nagalingam, Committee Member
Healthcare	Association of Private Hospitals, Malaysia (APHM)	Sunway Medical Centre
		Sunway Medical Centre Velocity
		Sunway Medical Centre Penang
	Global Green & Healthy Hospitals	Sunway Medical Centre
		Sunway Medical Centre Velocity
		Sunway Medical Centre Penang
		Sunway Medical Centre Damansara
	Malaysian Society for Quality in Health (MSQH)	Sunway Medical Centre
		Sunway Medical Centre Velocity
		Sunway Medical Centre Penang
		Sunway Medical Centre Damansara
Office	Board of Valuers, Appraisers, Estate Agents, and Property Managers (BOVAEP)	Ms. Ana Nofita, Registered Property Manager
		Mr. Aw Yong Pei Loon, Registered Property Manager
		Mr. Vasantakumar A/L Machap, Registered Property Manager
	Suruhanjaya Tenaga Malaysia	Mr. Sathish Kumar A/L Ramiah, Registered Energy Manager
		Mr. Zamzul Khairi Bin Zulkifli, Registered Energy Manager

Emissions Calculation Methodology

BASIS OF THE REPORT IFRS S2 29(a)

Sunway's GHG inventory is prepared in accordance with the GHG Protocol Corporate Accounting and Reporting Standard and covers Scope 1, Scope 2, while Scope 3 emissions are calculated in accordance with the GHG Protocol Corporate Value Chain (Scope 3) Accounting and Reporting Standard. Emission factors are primarily sourced from the UK Department for Environment, Food & Rural Affairs (DEFRA) and other recognised databases where relevant. The GHG inventory covers three of the seven Kyoto Protocol GHG (CO_2, CH_4, N_2O) and emissions are reported in tonnes of carbon dioxide equivalent (tCO_2e) using 100-year time horizon global warming potential (GWP) values from the Intergovernmental Panel on Climate Change (IPCC) from the IPCC Sixth Assessment Report, 2020 (AR6).

Sunway Berhad adopts the financial control approach to define its organisational boundary for GHG reporting. This approach is adopted to accurately reflect emissions from operations and assets within our reporting boundary, support consistent tracking of emissions performance over time, and improve comparability and transparency for stakeholders. It is also aligned with financial reporting practices, IFRS S1 and S2 reporting requirements and the National Sustainability Reporting Framework (NSRF). Under this approach, the Company accounts for 100% of emissions from entities over which it has financial control. Accordingly, Scope 1 and Scope 2 emissions relate to the consolidated accounting group, while emissions from associates, joint ventures and other entities without financial control are excluded and therefore reported as nil.

Our organisational boundaries are periodically reviewed to reflect changes in ownership or financial control. Any significant changes are documented and disclosed to maintain consistency in year-on-year reporting. Sunway Berhad continues to strengthen its data systems and methodologies to enhance the accuracy and completeness of its GHG inventory over time.

Entity Type	Treatment in Sunway Berhad's Scope 1 & 2	Treatment in Sunway Berhad's Scope 3
Parent (Sunway Berhad)	100% of consolidated emissions	100% of relevant upstream and downstream categories included
Subsidiaries	100% of consolidated emissions	100% of relevant upstream and downstream categories included
Associates	Not included	Included under Category 15 (Investments), based on the Company's equity share (%) of the investee's total Scope 1, Scope 2 and Scope 3 emissions

BASE YEAR AND RECALCULATION TRIGGERS

To enable consistent tracking of emissions performance over time, we have defined 2022 as our official base year as it meets IPCC requirements – in particular, it is the most representative of our BAU operations post-COVID. Further in line with IPCC recommendations, we are targeting a 45% reduction in our residual emissions by 2030, equivalent to an annual reduction rate of approximately 3.5% to 4%, based on the 2022 baseline. Our efforts focus primarily on reducing Scope 2 emissions and Scope 3 emissions from downstream leased assets.

Base year emissions may be recalculated where material changes occur, including:

- Structural changes to the organisational boundary (e.g., acquisitions, divestments, or changes in financial control)
- Changes in calculation methodologies or emission factors
- Identification of significant data errors or improvements in data accuracy

Any recalculations are disclosed to maintain transparency and consistency in year-on-year emissions reporting.

SCOPE 1: Direct emissions

COVERAGE

Scope 1 includes direct emissions from sources owned or controlled by Sunway Berhad, including:

- Stationary combustion: turbines/generators, kilns
- Mobile combustion: company fleet vehicles

Fugitive emissions and process emissions are not currently reported due to the unavailability of reliable activity data at this time. Sunway Berhad will continue to strengthen its data collection processes, and these emission sources will be assessed and reported once the relevant data becomes available.

CALCULATION APPROACH

Emissions are estimated using the amount of fuel purchased using the purchase records and appropriate emission factors from DEFRA. Emission factors are updated periodically to reflect the most current guidance.

Emissions ($kgCO_2e$) = Activity Data × Emission Factor

STATIONARY COMBUSTION

Stationary combustion at Sunway is primarily due to the use of diesel, light fuel oil, liquefied petroleum gas, and natural gas. Currently, we track fuel purchased, with the assumption that all fuel purchase is utilised. Fuel purchased is then converted to energy values using the calorific content of the respective fuel, and multiplied with the appropriate emission factor.

MOBILE COMBUSTION

Currently, Sunway uses the distance-based method, where distance travelled is currently derived from petrol card transaction records and company mileage claims submitted by employees who use company-owned vehicles.

SCOPE 2
Indirect Emissions From Purchased Electricity

COVERAGE

Scope 2 covers emissions from purchased electricity consumption (kWh) across Sunway Berhad's operations. Sunway Berhad currently excludes purchased steam/heating/cooling as these are not purchased at present. Sunway Berhad currently applies the location-based method (average grid emissions intensity).

CALCULATION APPROACH

Emissions ($kgCO_2e$) = Electricity consumption (kWh) × Grid emission factor

GRID EMISSION FACTOR

For the reporting year referenced in the methodology statement, Sunway Berhad uses 0.774 tCO_2/MWh, based on the latest value published by Malaysia's Energy Commission, and will update if an official revision is released.

CONTRACTUAL INSTRUMENTS

For the current and prior reporting periods, the Company has not procured contractual instruments such as power purchase agreements, renewable energy certificates, or supplier-specific electricity emission factors. Should such instruments be obtained in the future, the Company will quantify and disclose the associated emissions using the market-based method in accordance with the GHG Protocol Scope 2 Guidance.

SCOPE 3
Other indirect emissions

COVERAGE

Sunway Berhad assesses Scope 3 in accordance with the GHG Protocol Corporate Value Chain (Scope 3) Accounting and Reporting Standard categories and includes those relevant and supported by available data (with periodic review). Based on data availability, relevance to the Company's business model, and current reporting maturity, the following categories have been deemed material to the business:

- **Category 1:** Purchased Goods and Services
- **Category 4:** Upstream Transportation and Distribution
- **Category 5:** Waste Generated in Operations
- **Category 6:** Business Travel
- **Category 7:** Employee Commuting
- **Category 9:** Downstream Transportation and Distribution
- **Category 13:** Downstream Leased Assets
- **Category 15:** Investments

Emissions Calculation Methodology

METHODOLOGY

Scope 3 emissions are estimated in accordance with the GHG Protocol Corporate Value Chain (Scope 3) Accounting and Reporting Standard and the GHG Protocol Technical Guidance for Calculating Scope 3 Emissions (Version 1.0). Emission factors are primarily sourced from DEFRA and other recognised databases where relevant.

Category	Calculation Method
Category 1: Purchased Goods and Services	Average-data method, based on the quantity of materials or goods purchased, obtained from procurement records.
Category 4: Upstream Transportation and Distribution	Emissions are estimated using the distance-based method (km), based on the route between the vendor's site and the receiving Sunway facility. The total distance travelled is calculated by multiplying the distance per trip by the number of trips or shipments recorded during the reporting period. The total distance travelled is then multiplied by the relevant transport emission factor to estimate the associated GHG emissions.
Category 5: Waste Generated in Operations	Waste-type specific method, based on quantity of waste generated (tonnes) by type and disposal method, obtained from waste contractor records or invoices.
Category 6: Business Travel	Emissions are estimated using either fuel-based (litres) or distance- based (km) methods. Mode-specific emission factors are applied.
Category 7: Employee Commuting	Periodic employee survey. Emissions are calculated using relevant emission factors and extrapolated to the total employee population.
Category 9: Downstream Transportation and Distribution	Emissions are estimated using the distance-based method (km), based on the route between the vendor's site and the receiving Sunway facility. The total distance travelled is calculated by multiplying the distance per trip by the number of trips or shipments recorded during the reporting period. The total distance travelled is then multiplied by the relevant transport emission factor to estimate the associated GHG emissions.
Category 13: Downstream Leased Assets	Electricity consumption data obtained from metered tenant electricity usage (kWh) provided by landlords.
Category 15: Investments	Emissions are estimated by taking the investee's emissions and allocating them proportionally to Sunway's ownership share.

CATEGORIES EXCLUDED

Category	Reasons for exclusion
Category 2: Capital Goods	Data not available; to be reported once accessible.
Category 3: Fuel-and Energy Related Activities (not included in Scope 1 or 2)	
Category 8: Upstream Leased Assets	Sunway does not lease assets from other entities that are not already accounted for under Scope 1 or Scope 2 emissions.
Category 10: Processing of Sold Products	This category is not applicable as Sunway's reporting boundary is limited to cradle-to-gate.
Category 11: Use of Sold Products	
Category 12: End-of-Life Treatment of Sold Products	
Category 14: Franchises	This category is not applicable as Sunway does not operate under a franchise model.

GRI Content Index

GRI Services Statement	For the Content Index – Essentials Service, GRI Services reviewed that the GRI content index has been presented in a way consistent with the requirements for reporting with reference to the GRI Standards, and that the information in the index is clearly presented and accessible to the stakeholders.
Statement of use	Sunway Berhad has reported with reference to the GRI Standards for the period 1 January 2025 to 31 December 2025.
GRI 1 used	GRI 1 : Foundation 2021
Applicable GRI Sector Standard(s)	Not Applicable

GRI Standard	Disclosure		Section Headings in SR2025	Location of Disclosures in SR2025 (Page Number)	Omission		
					Requirement(s) Omitted	Reason	Explanation
General disclosures							
GRI 2: General Disclosures 2021	2-1	Organisational details	- About Sunway	2-3	A grey cell indicates that reasons for omission are not permitted for the disclosure or that a GRI Sector Standard reference number is not available.		
	2-2	Entities included in the organisation's sustainability reporting	- About Sunway	3			
	2-3	Reporting period, frequency and contact point	- About This Report	1			
	2-4	Restatements of information	- Restatements	173			
	2-5	External assurance	- Assurance Statement	212-216			
	2-6	Activities, value chain and other business relationships	- About Sunway - Embedding Sustainability In Our Supply Chain	2 81-85			
	2-7	Employees	- Human Capital - Employee Profile	89-101 165-170			
	2-8	Workers who are not employees	- Key Performance Indicators - Non-Employees	165-170			
	2-9	Governance structure and composition	- Sustainability Governance	16-19			
	2-10	Nomination and selection of the highest governance body	- Corporate Governance Overview Statement	Refer to Sunway Berhad's IAR2025			
	2-11	Chair of the highest governance body	- Corporate Governance Overview Statement	Refer to Sunway Berhad's IAR2025			
	2-12	Role of the highest governance body in overseeing the management of impacts	- Sustainability Governance	16-19			
	2-13	Delegation of responsibility for managing impacts	- Sustainability Governance	16-19			

GRI Content Index

GRI Standard	Disclosure		Section Headings in SR2025	Location of Disclosures in SR2025 (Page Number)	Omission		
					Requirement(s) Omitted	Reason	Explanation
GRI 2: General Disclosures 2021	2-14	Role of the highest governance body in sustainability reporting	- Sustainability Governance	16-19			
	2-15	Conflicts of interest	- Corporate Governance Overview Statement	Refer to Sunway Berhad's IAR2025			
	2-16	Communication of critical concerns	- Embedding Sustainability In Our Supply Chain	81-85			
	2-17	Collective knowledge of the highest governance body	- Sustainability Governance	16-19			
	2-18	Evaluation of the performance of the highest governance body	- Sustainability Governance	16-19			
	2-19	Remuneration policies	- Policies - Inculcating a Strong Governance Culture	141			
	2-20	Process to determine remuneration	- Corporate Governance Report	Refer to Sunway Berhad's Corporate Governance Report 2025			
	2-21	Annual total compensation ratio	- Pay and Compensation	101			
	2-22	Statement on sustainable development strategy	- Value Creation Model - Sustainability Strategy - Chairman's Statement	20-21 12-15 8-9			
	2-23	Policy commitments	- Policies - Inculcating a Strong Governance Culture	141			
	2-24	Embedding policy commitments	- Policies - Inculcating a Strong Governance Culture	141			
	2-25	Processes to remediate negative impacts	- Human Capital	89-101			
	2-26	Mechanisms for seeking advice and raising concerns	- Human Capital	89-101			
	2-27	Compliance with laws and regulations	- Inculcating A Strong Governance Culture	141			
	2-28	Membership associations	- Membership In Associations	174-175			
	2-29	Approach to stakeholder engagement	- Stakeholder Engagement	28-33			
	2-30	Collective bargaining agreements	- Empowering Workers Through Freedom Of Association	92			

GRI Standard	Disclosure		Section Headings in SR2025	Location of Disclosures in SR2025 (Page Number)	Omission		
					Requirement(s) Omitted	Reason	Explanation
Material topics							
GRI 3: Material Topics 2021	3-1	Process to determine material topics	- Identification of Material Issues	22-27			
	3-2	List of material topics	List of Material Matters: - Ethical Business Conduct - Data Privacy & Cybersecurity - Risk Management & Regulatory Compliance - Brand Awareness & Reputation - Business Performance - Economic Performance - Supply/Value Chain Management - Occupational Safety & Health - Labour Practices & Standards - Diversity, Equity & Inclusivity - Community Engagement & Social Impacts - Waste & Pollution Management - Energy Management - Emissions Management - Materials Management - Protection of Biodiversity & Ecology - Physical Impacts of Climate Change	22-27	A grey cell indicates that reasons for omission are not permitted for the disclosure or that a GRI Sector Standard reference number is not available.		
Ethical Business Conduct							
GRI 3: Material Topics 2021	3-3	Management of material topics	- Inculcating A Strong Governance Culture	141			
GRI 205: Anti-Corruption 2016	205-1	Operations assessed for risks related to corruption	- Inculcating A Strong Governance Culture	141			
	205-2	Communication and training about anti-corruption policies and procedures	- Sunway Leadership Competencies - Inculcating A Strong Governance Culture	97-99 141			
	205-3	Confirmed incidents of corruption and actions taken	- Inculcating A Strong Governance Culture	141			
GRI 206: Anti-competitive Behavior 2016	206-1	Legal actions for anti-competitive behavior, anti-trust and monopoly practices	- Inculcating A Strong Governance Culture	141			
Data Privacy & Cybersecurity							
GRI 3: Material Topics 2021	3-3	Management of material topics	- Data Privacy and Cybersecurity	144-146			
GRI 418: Customer Privacy 2016	418-1	Substantiated complaints concerning breaches of customer privacy and losses of customer data	- Data Privacy and Cybersecurity	146			

GRI Content Index

GRI Standard	Disclosure		Section Headings in SR2025	Location of Disclosures in SR2025 (Page Number)	Omission		
					Requirement(s) Omitted	Reason	Explanation
Risk Management & Regulatory Compliance							
GRI 3: Material Topics 2021	3-3	Management of material topics	- Business Performance	141			
GRI 307: Environmental Compliance 2016	307-1	Non-compliance with environmental laws and regulations	- Embedding Sustainability In Our Supply Chain	81-85			
GRI 419: Socioeconomic Compliance 2016	419-1	Non-compliance with laws and regulations in the social and economic area	- Health, Safety And Environmental Standards	104			
Brand Awareness & Reputation							
GRI 3: Material Topics 2021	3-3	Management of material topics	- Product Labelling	142			
GRI 417: Marketing and Labeling 2016	417-1	Requirements for product and service information and labelling	- Product Labelling	142			
Business Performance							
GRI 3: Material Topics 2021	3-3	Management of material topics	- Delivering Excellence Through Economic Practices	137-140			
GRI 201: Economic Performance 2016	201-1	Direct economic value generated and distributed	- Delivering Excellence Through Economic Practices	137-140			
	203-1	Infrastructure investments and services supported	- About Sunway - Adapting to Climate Change - Sunway Cities' Portfolio - Giving Back To Society - Delivering Excellence Through Economic Practices	2 55-56 57-60 119-130 137-140			
GRI 203: Indirect Economic Impacts 2016	203-2	Significant indirect economic impacts	- Adapting to Climate Change - Sunway Cities' Portfolio - Giving Back To Society - Delivering Excellence Through Economic Practices	55-56 57-60 119-130 137-140			
Economic Performance							
GRI 3: Material Topics 2021	3-3	Management of material topics	- Delivering Excellence Through Economic Practices	137-140			
GRI 201: Economic Performance 2016	201-1	Direct economic value generated and distributed	- Delivering Excellence Through Economic Practices	137-140			
	201-2	Financial implications and other risks and opportunities due to climate change	- Climate-Related Risks and Opportunities	37-45			

GRI Standard	Disclosure		Section Headings in SR2025	Location of Disclosures in SR2025 (Page Number)	Omission		
					Requirement(s) Omitted	Reason	Explanation
Supply / Value Chain Management							
GRI 3: Material Topics 2021	3-3	Management of material topics	- Embedding Sustainability in Our Supply Chain	81-85			
GRI 204: Procurement Practices 2016	204-1	Proportion of spending on local suppliers	- Embedding Sustainability in Our Supply Chain	81-85			
GRI 308: Supplier Environmental Assessment 2016	308-1	New suppliers screened using environmental criteria	- Embedding Sustainability in Our Supply Chain	81-85			
308-1 New suppliers screened using environmental criteria	308-2	Negative environmental impacts in the supply chain and actions taken	- Embedding Sustainability in Our Supply Chain	81-85			
GRI 414: Supplier Social Assessment 2016	414-1	New suppliers that were screened using social criteria	- Embedding Sustainability in Our Supply Chain	81-85			
	414-2	Negative social impacts in the supply chain and actions taken	- Embedding Sustainability in Our Supply Chain	81-85			
Occupational Safety & Health							
GRI 3: Material Topics 2021	3-3	Management of material topics	- Protecting The Health And Safety Of Our People	102-111			
GRI 403: Occupational Health and Safety 2018	403-1	Occupational health and safety management system	- Strategic OHSE Plan	103			
	403-2	Hazard identification, risk assessment, and incident investigation	- Mitigating Operational Risks	105			
	403-3	Occupational health services	- Occupational And Non-Occupational Health Services	106			
	403-4	Worker participation, consultation, and communication on occupational health and safety	- Incident Reporting And Investigation Process	105			
	403-5	Worker training on occupational health and safety	- OHSE Training	111			
	403-6	Promotion of worker health	- Protecting The Health And Safety Of Our People	102-111			
	403-7	Prevention and mitigation of occupational health and safety impacts directly linked by business relationships	- Protecting The Health And Safety Of Our People	102-111			
	403-9	Work-related injuries	- Safety And Health Performance	102-111			
	403-10	Work-related ill health	- Safety And Health Performance	108			

GRI Content Index

GRI Standard	Disclosure		Section Headings in SR2025	Location of Disclosures in SR2025 (Page Number)	Omission		
					Requirement(s) Omitted	Reason	Explanation
Labour Practices & Standards							
GRI 3: Material Topics 2021	3-3	Management of material topics	- Human Capital	89-101			
GRI 401: Employment 2016	401-1	New employee hires and employee turnover	- Key Performance Indicators - People	165-170			
	401-2	Benefits provided to full-time employees that are not provided to temporary or part-time employee	- Caring For The Well-Being Of Our People	93			
	401-3	Parental leave	- Caring For The Well-Being Of Our People - Flexible Working Arrangements	93 95			
GRI 402: Labor/ Management Relations 2016	402-1	Minimum notice periods regarding operational changes	- Caring For The Well-Being Of Our People	93			
GRI 406: Non-discrimination 2016	406-1	Incidents of discrimination and corrective actions taken	- Embracing Diversity	100			
GRI 407: Freedom of Association and Collective Bargaining 2016	407-1	Operations and suppliers where rights may be at risk	- Caring For The Well-Being Of Our People	93			
GRI 408: Child Labor 2016	408-1	Operations and suppliers at significant risk for incidents of child labor	- Upholding Human Rights	92			
GRI 409: Forced or Compulsory Labor 2016	409-1	Operations and suppliers at risk for forced or compulsory labour	- Upholding Human Rights	92			
GRI 411: Rights of indigenous people 2016	411-1	Incidents of violations involving rights of indigenous peoples	- Upholding Human Rights	92			

GRI Standard	Disclosure		Section Headings in SR2025	Location of Disclosures in SR2025 (Page Number)	Omission		
					Requirement(s) Omitted	Reason	Explanation
Diversity, Equity & Inclusivity							
GRI 3: Material Topics 2021	3-3	Management of material topics	- Embracing Diversity	100			
GRI 202: Market Presence 2016	202-2	Proportion of senior management hired from the local community	- Board Diversity	101			
GRI 404: Training and Education 2016	404-1	Average hours of training per year per employee	- Average Learning Hours Per Executive Total Training Hours	99			
	404-2	Programmes for upgrading employee skills and transition assistance programmes	- Core Leadership Programmes - Soft Skill Programmes - Functional and Technical Training Programmes - Sunway Leadership Competencies	97-98			
	404-3	Percentage of employees receiving regular performance and career development reviews	Performance Review	170			
GRI 405: Diversity and Equal Opportunity 2016	405-1	Diversity of governance bodies and employees	- Board Diversity - Employees by Gender and Age Group - Total Number of New Hires by Gender and Region - Total Number of New Hires by Region and Age Group - Key Performance Indicators - People	101 165-170			
	405-2	Ratio of basic salary and remuneration of women to men	- Key Performance Indicators - People	169			
Community Engagement & Social Impacts							
GRI 3: Material Topics 2021	3-3	Management of material topics	- Giving Back to Society	119-130			
GRI 413: Local Communities 2016	413-1	Operations with local community engagement, impact assessments, and development programmes	- Giving Back to Society	119-130			
	413-2	Operations with significant actual and potential negative impacts on local communities	- Giving Back to Society	119-130			

GRI Content Index

GRI Standard	Disclosure		Section Headings in SR2025	Location of Disclosures in SR2025 (Page Number)	Omission		
					Requirement(s) Omitted	Reason	Explanation
Waste & Pollution Management							
GRI 3: Material Topics 2021	3-3	Management of material topics	- Waste Management	67-70			
GRI 303: Water and Effluents 2018	303-1	Interactions with water as a shared resource	- Maintaining Water Security	65			
	303-2	Management of water discharge-related impacts	- Maintaining Water Security	65			
	303-3	Water withdrawal	- Water Consumption	66			
	303-4	Water discharge	- Water Discharge	66			
	303-5	Water consumption	- Total Water Consumption (m3) By Business Division In 2025 - Total Water Consumption (%) By Business Division	66			
GRI 306: Waste 2020	306-1	Waste generation and significant waste-related impacts	- Waste Management	67-70			
	306-2	Management of significant waste-related impacts	- Waste Management	67-70			
	306-3	Waste generated	- Responsible Disposal - Key Performance Indicators - Waste	70 160-161			
	306-4	Waste diverted from disposal	- Responsible Disposal - Key Performance Indicators - Waste	70 160-161			
	306-5 I	Waste directed to disposal	- Responsible Disposal - Key Performance Indicators - Waste	70 160-161			
Energy Management							
GRI 3: Material Topics 2021	3-3	Management of material topics	- Climate Report: Net Zero By 2050 - Energy Management	36-45 61-64			
GRI 302: Energy 2016	302-1	Energy consumption within the organisation	- Energy Consumption	64			
	302-3	Energy intensity	- Energy Intensity Performance	64			
	302-4	Reduction of energy consumption	- Energy Intensity Performance	64			
	302-5	Reductions in energy requirements of products and services	- Energy Management	61-64			

GRI Standard	Disclosure		Section Headings in SR2025	Location of Disclosures in SR2025 (Page Number)	Omission		
					Requirement(s) Omitted	Reason	Explanation
Emissions Management							
GRI 3: Material Topics 2021	3-3	Management of material topics	- Climate Report - Sunway's Net Zero Carbon Emissions by 2050 Roadmap	36-45 46-47			
GRI 305: Emissions 2016	305-1	Direct (Scope 1) GHG emissions	- Net Zero Roadmap - Our Performance - Key Performance Indicators - Emissions	50-54 152-153			
	305-2	Energy indirect (Scope 2) GHG emissions	- Net Zero Roadmap - Our Performance - Key Performance Indicators - Emissions	50-54 152-153			
GRI 305: Emissions 2016	305-3	Other indirect (Scope 3) GHG emissions	- Net Zero Roadmap - Our Performance - Key Performance Indicators - Emissions	50-54 152-153			
	305-4	GHG emissions intensity	- Net Zero Roadmap - Our Performance - Key Performance Indicators - Emissions	50-54 152-153			
	305-5	Reduction of GHG emissions	- Net Zero Roadmap - Our Performance - Key Performance Indicators - Emissions	50-54 152-153			
	305-7	Nitrogen oxides (NOX), sulfur oxides (SOX), and other significant air emissions	- Key Performance Indicators - Environmental Pollution Control	162-163			
Materials Management							
GRI 3: Material Topics 2021	3-3	Management of material topics	- Supply Chain Decarbonisation: Sustainable Construction Materials	82-83			
GRI 301: Materials 2016	301-1	Materials used by weight or volume	- Top Materials Used in 2025 - Key Performance Indicators - Supply Chain	83 164			
	301-2	Recycled input materials used	- Sustainable Construction Materials	82-83			

GRI Content Index

GRI Standard	Disclosure		Section Headings in SR2025	Location of Disclosures in SR2025 (Page Number)	Omission		
					Requirement(s) Omitted	Reason	Explanation
Protection of Biodiversity & Ecology							
GRI 3: Material Topics 2021	3-3	Management of material topics	- Building Sustainable Cities and Townships - Taskforce on Nature-related Financial Disclosures (TNFD) Report	Refer to Sunway Berhad's TNFD Report			
GRI 304: Biodiversity 2016	304-1	Operational sites in protected areas or areas of high biodiversity value	- Taskforce on Nature-related Financial Disclosures (TNFD) Report	Refer to Sunway Berhad's TNFD Report			
	304-2	Significant impacts of activities on biodiversity	- Taskforce on Nature-related Financial Disclosures (TNFD) Report	Refer to Sunway Berhad's TNFD Report			
	304-3	Habitats protected or restored	- Taskforce on Nature-related Financial Disclosures (TNFD) Report	Refer to Sunway Berhad's TNFD Report			
Physical Impacts of Climate Change							
GRI 3: Material Topics 2021	3-3	Management of material topics	- Climate Report: Physical Risk	40-42			
GRI 201: Economic Performance 2016	201-2	Financial implications and other risks and opportunities due to climate change	- Climate Report: Physical Risk	40-42			
GRI 203: Indirect Economic Impacts 2016	203-1	Infrastructure investments and services supported	- Adapting to Climate Change - Sunway Cities' Portfolio - Giving Back To Society - Delivering Excellence Through Economic Practices	55-56 57-60 119-130 137-140			
	203-2	Significant indirect economic impacts	- Adapting to Climate Change - Sunway Cities' Portfolio - Giving Back To Society - Delivering Excellence Through Economic Practices	55-56 57-60 119-130 137-140			

IFRS S1 Content Index

IFRS code	IFRS S1 Disclosure	Section	Page Reference
S1	**General Requirements for Disclosure of Sustainability-related Financial Information**		
Reporting entity			
20	An entity's sustainability-related financial disclosures shall be for the same reporting entity as the related financial statements.	About This Report	1
Connected information			
21(a)	The connections between the items to which the information relates — such as connections between various sustainability-related risks and opportunities that could reasonably be expected to affect the entity's prospects	About This Report	
21(b)	The connections between disclosures provided by the entity: (i) within its sustainability-related financial disclosures — such as connections between disclosures on governance, strategy, risk management and metrics and targets; and (ii) across its sustainability-related financial disclosures and other general purpose financial reports published by the entity — such as its related financial statements	About This Report	1
22	An entity shall identify the financial statements to which the sustainability-related financial disclosures relate.	About This Report	
23	Data and assumptions used in preparing the sustainability-related financial disclosures shall be consistent — to the extent possible considering the requirements of IFRS Accounting Standards or other applicable GAAP — with the corresponding data and assumptions used in preparing the related financial statements	About This Report	
24	When currency is specified as the unit of measure in the sustainability-related financial disclosures, the entity shall use the presentation currency of its related financial statements.	All financial information is disclosed in Malaysian Ringgit (RM).	
Governance			
27(a)(i)	To achieve this objective, an entity shall disclose information about: the governance body(s) (which can include a board, committee or equivalent body charged with governance) or individual(s) responsible for oversight of sustainability-related risks and opportunities. Specifically, the entity shall identify that body(s) or individual(s) and disclose information about: (i) how responsibilities for sustainability-related risks and opportunities are reflected in the terms of reference, mandates, role descriptions and other related policies applicable to that body(s) or individual(s)	Board Sustainability Committee	18
27(a)(ii)	How the body(s) or individual(s) determines whether appropriate skills and competencies are available or will be developed to oversee strategies designed to respond to sustainability-related risks and opportunities	Board Sustainability Committee	
27(a)(iii)	How and how often the body(s) or individual(s) is informed about sustainability-related risks and opportunities	Board Sustainability Committee	

IFRS S1 Content Index

IFRS code	IFRS S1 Disclosure	Section	Page Reference
S1	**General Requirements for Disclosure of Sustainability-related Financial Information**		
27(a)(iv)	How the body(s) or individual(s) takes into account sustainability-related risks and opportunities when overseeing the entity's strategy, its decisions on major transactions and its risk management processes and related policies, including whether the body(s) or individual(s) has considered trade-offs associated with those risks and opportunities	Board Sustainability Committee	18
27(a)(v)	How the body(s) or individual(s) oversees the setting of targets related to sustainability-related risks and opportunities, and monitors progress towards those targets (see paragraph 51), including whether and how related performance metrics are included in remuneration policies	Board Sustainability Committee	
27(b)(i)	Management's role in the governance processes, controls and procedures used to monitor, manage and oversee sustainability-related risks and opportunities, including information about:(i) Whether the role is delegated to a specific management-level position or management-level committee and how oversight is exercised over that position or committee	Board Sustainability Committee	
27(b)(ii)	Whether management uses controls and procedures to support the oversight of sustainability-related risks and opportunities and, if so, how these controls and procedures are integrated with other internal functions	Board Sustainability Committee	
Strategy			
29(a)	The sustainability-related risks and opportunities that could reasonably be expected to affect the entity's prospects (see paragraphs 30–31)	- Energy Management: Risks and Opportunities - Labour Practices & Standards: Risks and Opportunities - Data Privacy and Cybersecurity: Risks and Opportunities	61-62 90 145
29(b)	The current and anticipated effects of those sustainability-related risks and opportunities on the entity's business model and value chain (see paragraph 32)	- Energy Management: Risks and Opportunities - Labour Practices & Standards: Risks and Opportunities - Data Privacy and Cybersecurity: Risks and Opportunities	
29(c)	The effects of those sustainability-related risks and opportunities on the entity's strategy and decision-making (see paragraph 33)	- Energy Management: Risks and Opportunities - Labour Practices & Standards: Risks and Opportunities - Data Privacy and Cybersecurity: Risks and Opportunities	
29(d)	The effects of those sustainability-related risks and opportunities on the entity's financial position, financial performance and cash flows for the reporting period, and their anticipated effects on the entity's financial position, financial performance and cash flows over the short, medium and long term, taking into consideration how those sustainability-related risks and opportunities have been factored into the entity's financial planning (see paragraphs 34–40)	- Energy Management: Risks and Opportunities - Labour Practices & Standards: Risks and Opportunities - Data Privacy and Cybersecurity: Risks and Opportunities	61-62 90 145
29(e)	The resilience of the entity's strategy and its business model to those sustainability-related risks (see paragraphs 41–42)	- Energy Management: Risks and Opportunities - Labour Practices & Standards: Risks and Opportunities - Data Privacy and Cybersecurity: Risks and Opportunities	63 91 146

IFRS code	IFRS S1 Disclosure	Section	Page Reference
S1	General Requirements for Disclosure of Sustainability-related Financial Information		
Sustainability-related risks and opportunities			
30(a)	Describe sustainability-related risks and opportunities that could reasonably be expected to affect the entity's prospects	- Energy Management: Risks and Opportunities - Labour Practices & Standards: Risks and Opportunities - Data Privacy and Cybersecurity: Risks and Opportunities	
30(b)	Specify the time horizons — short, medium or long term — over which the effects of each of those sustainability-related risks and opportunities could reasonably be expected to occur	- Energy Management: Risks and Opportunities - Labour Practices & Standards: Risks and Opportunities - Data Privacy and Cybersecurity: Risks and Opportunities	61-62 90 145
30(c)	Explain how the entity defines 'short term', 'medium term' and 'long term' and how these definitions are linked to the planning horizons used by the entity for strategic decision-making	- Energy Management: Risks and Opportunities - Labour Practices & Standards: Risks and Opportunities - Data Privacy and Cybersecurity: Risks and Opportunities	
Business model and value chain			
32(a)	A description of the current and anticipated effects of sustainability- related risks and opportunities on the entity's business model and value chain	- Energy Management: Risks and Opportunities - Labour Practices & Standards: Risks and Opportunities - Data Privacy and Cybersecurity: Risks and Opportunities	61-62 90 145
32(b)	A description of where in the entity's business model and value chain sustainability-related risks and opportunities are concentrated (for example, geographical areas, facilities and types of assets).	- Energy Management - Labour Practices & Standards - Data Privacy and Cybersecurityy	61-64 89-91 144-146

IFRS S1 Content Index

IFRS code	IFRS S1 Disclosure	Section	Page Reference
S1	**General Requirements for Disclosure of Sustainability-related Financial Information**		
Strategy and decision-making			
33(a)	How the entity has responded to, and plans to respond to, sustainability-related risks and opportunities in its strategy and decision-making	- Energy Management Strategies - Labour Practices & Standards: Strategies - Safeguarding Data Integrity and Cyber Resilience	63 91 146
33(b)	The progress against plans the entity has disclosed in previous reporting periods, including quantitative and qualitative information	- Energy Management Strategies - Labour Practices & Standards: Strategies - Safeguarding Data Integrity and Cyber Resilience	
33(c)	Trade-offs between sustainability-related risks and opportunities that the entity considered (for example, in making a decision on the location of new operations, an entity might have considered the environmental impacts of those operations and the employment opportunities they would create in a community)	- Energy Management Strategies - Labour Practices & Standards: Strategies - Safeguarding Data Integrity and Cyber Resilience	
Financial position, financial performance and cash flows			
34(a)	The effects of sustainability-related risks and opportunities on the entity's financial position, financial performance and cash flows for the reporting period (current financial effects)	- Energy Management: Risks and Opportunities - Labour Practices & Standards: Risks and Opportunities - Data Privacy and Cybersecurity: Risks and Opportunities	61-62 90 145
34(b)	The anticipated effects of sustainability-related risks and opportunities on the entity's financial position, financial performance and cash flows over the short, medium and long term, taking into consideration how sustainability-related risks and opportunities are included in the entity's financial planning	- Energy Management: Risks and Opportunities - Labour Practices & Standards: Risks and Opportunities - Data Privacy and Cybersecurity: Risks and Opportunities	

IFRS code	IFRS S1 Disclosure	Section	Page Reference
S1	**General Requirements for Disclosure of Sustainability-related Financial Information**		
35(a)	How sustainability-related risks and opportunities have affected its financial position, financial performance and cash flows for the reporting period	- Energy Management: Risks and Opportunities - Labour Practices & Standards: Risks and Opportunities - Data Privacy and Cybersecurity: Risks and Opportunities	
35(b)	The sustainability-related risks and opportunities identified in paragraph 35(a) for which there is a significant risk of a material adjustment within the next annual reporting period to the carrying amounts of assets and liabilities reported in the related financial statements	Not applicable. There are no significant risks of material adjustments to Sunway's related financial statements.	
35(c)(i)	How the entity expects its financial position to change over the short, medium and long term, given its strategy to manage sustainability-related risks and opportunities, taking into consideration:(i) its investment and disposal plans (for example, plans for capital expenditure, major acquisitions and divestments, joint ventures, business transformation, innovation, new business areas, and asset retirements), including plans the entity is not contractually committed to	- Energy Management: Risks and Opportunities - Labour Practices & Standards: Risks and Opportunities - Data Privacy and Cybersecurity: Risks and Opportunities	61-62 90 145
35(c)(ii)	Its planned sources of funding to implement its strategy	- Energy Management: Risks and Opportunities - Labour Practices & Standards: Risks and Opportunities - Data Privacy and Cybersecurity: Risks and Opportunities	
35(d)	How the entity expects its financial performance and cash flows to change over the short, medium and long term, given its strategy to manage sustainability-related risks and opportunities	- Energy Management: Risks and Opportunities - Labour Practices & Standards: Risks and Opportunities - Data Privacy and Cybersecurity: Risks and Opportunities	
40	If an entity determines that it need not provide quantitative information about the current or anticipated financial effects of a sustainability-related risk or opportunity applying the criteria set out in paragraphs 38–39, the entity shall		
40(a)	Explain why it has not provided quantitative information	As of this reporting period, Sunway is continuing to develop the internal capabilities and analytical tools required to provide accurate and reliable quantitative financial information for its sustainability-related risks and opportunities.	
40(b)	Provide qualitative information about those financial effects, including identifying line items, totals and subtotals within the related financial statements that are likely to be affected, or have been affected, by that sustainability-related risk or opportunity	- Energy Management: Risks and Opportunities - Labour Practices & Standards: Risks and Opportunities - Data Privacy and Cybersecurity: Risks and Opportunities	61-62 90 145

IFRS S1 Content Index

IFRS code	IFRS S1 Disclosure	Section	Page Reference
S1	**General Requirements for Disclosure of Sustainability-related Financial Information**		
40(c)	Provide quantitative information about the combined financial effects of that sustainability-related risk or opportunity with other sustainability-related risks or opportunities and other factors unless the entity determines that quantitative information about the combined financial effects would not be useful	As of this reporting period, Sunway is continuing to develop the internal capabilities and analytical tools required to provide accurate and reliable quantitative financial information for its sustainability-related risks and opportunities.	
Resilience			
41	An entity shall disclose information that enables users of general purpose financial reports to understand its capacity to adjust to the uncertainties arising from sustainability-related risks. An entity shall disclose a qualitative and, if applicable, quantitative assessment of the resilience of its strategy and business model in relation to its sustainability-related risks, including information about how the assessment was carried out and its time horizon. When providing quantitative information, an entity may disclose a single amount or a range	- Energy Management: Risks and Opportunities - Energy Management Strategies - Labour Practices & Standards: Risks and Opportunities - Labour Practices & Standards: Strategies - Data Privacy and Cybersecurity: Risks and Opportunities - Safeguarding Data Integrity and Cyber Resilience	61-62 63 90 91 145 146
Risk management			
44(a)(i)	The inputs and parameters the entity uses (for example, information about data sources and the scope of operations covered in the processes)	- Energy Management: Scenario Analysis Methodology - Labour Practices & Standards: Scenario Analysis Methodology - Data Privacy and Cybersecurity: Scenario Analysis Methodology	61 89
44(a)(ii)	Whether and how the entity uses scenario analysis to inform its identification of sustainability-related risks	- Energy Management: Scenario Analysis Methodology - Labour Practices & Standards: Scenario Analysis Methodology - Data Privacy and Cybersecurity: Scenario Analysis Methodology	144
44(a)(iii)	How the entity assesses the nature, likelihood and magnitude of the effects of those risks (for example, whether the entity considers qualitative factors, quantitative thresholds or other criteria)	- Energy Management: Scenario Analysis Methodology - Labour Practices & Standards: Scenario Analysis Methodology - Data Privacy and Cybersecurity: Scenario Analysis Methodology	
44(a)(iv)	Whether and how the entity prioritises sustainability-related risks relative to other types of risk	- Energy Management: Scenario Analysis Methodology - Labour Practices & Standards: Scenario Analysis Methodology - Data Privacy and Cybersecurity: Scenario Analysis Methodology	61 89 144
44(a)(v)	How the entity monitors sustainability-related risks	- Energy Management: Scenario Analysis Methodology - Labour Practices & Standards: Scenario Analysis Methodology - Data Privacy and Cybersecurity: Scenario Analysis Methodology	

IFRS code	IFRS S1 Disclosure	Section	Page Reference
S1	**General Requirements for Disclosure of Sustainability-related Financial Information**		
44(a)(vi)	Whether and how the entity has changed the processes it uses compared with the previous reporting period	Not applicable. No processes have been changed compared with the previous reporting period.	
44(b)	The processes the entity uses to identify, assess, prioritise and monitor sustainability-related opportunities	- Energy Management: Scenario Analysis Methodology - Labour Practices & Standards: Scenario Analysis Methodology - Data Privacy and Cybersecurity: Scenario Analysis Methodology	61 89 144
44(c)	The extent to which, and how, the processes for identifying, assessing, prioritising and monitoring sustainability-related risks and opportunities are integrated into and inform the entity's overall risk management process	- Energy Management: Scenario Analysis Methodology - Labour Practices & Standards: Scenario Analysis Methodology - Data Privacy and Cybersecurity: Scenario Analysis Methodology	
Metrics and targets			
46(a)	Metrics required by an applicable IFRS Sustainability Disclosure Standard	- Energy Consumption - Labour Practices & Standards: Metrics and Targets - Data Privacy and Cybersecurity: Metrics and Targets	64 91 146
46(b)	Metrics the entity uses to measure and monitor:(i) that sustainability-related risk or opportunity; and (ii) its performance in relation to that sustainability-related risk or opportunity, including progress towards any targets the entity has set, and any targets it is required to meet by law or regulation	- Energy Consumption - Labour Practices & Standards: Metrics and Targets - Data Privacy and Cybersecurity: Metrics and Targets	64 91 146
48	Metrics disclosed by an entity applying paragraphs 45–46 shall include metrics associated with particular business models, activities or other common features that characterise participation in an industry	SASB Content Index	209-211
49	If an entity discloses a metric taken from a source other than IFRS Sustainability Disclosure Standards, the entity shall identify the source and the metric taken	Other metrics disclosed in the report are with reference to the GRI Standards 2021. The metrics taken are listed in the GRI Content Index.	179-188
50	If a metric has been developed by an entity, the entity shall disclose information about:		
50(a)	How the metric is defined, including whether it is derived by adjusting a metric taken from a source other than IFRS Sustainability Disclosure Standards and, if so, which source and how the metric disclosed by the entity differs from the metric specified in that source	Not Applicable. Sunway did not develop its own metrics.	
50(b)	Whether the metric is an absolute measure, a measure expressed in relation to another metric or a qualitative measure (such as a red, amber, green — or RAG — status)	Not Applicable. Sunway did not develop its own metrics.	
50(c)	Whether the metric is validated by a third party and, if so, which party	Not Applicable. Sunway did not develop its own metrics.	
50(d)	The method used to calculate the metric and the inputs to the calculation, including the limitations of the method used and the significant assumptions made	Not Applicable. Sunway did not develop its own metrics.	

IFRS S1 Content Index

IFRS code	IFRS S1 Disclosure	Section	Page Reference
S1	**General Requirements for Disclosure of Sustainability-related Financial Information**		
51	An entity shall disclose information about the targets it has set to monitor progress towards achieving its strategic goals, and any targets it is required to meet by law or regulation. For each target, the entity shall disclose:		
51(a)	The metric used to set the target and to monitor progress towards reaching the target	- Energy Consumption - Labour Practices & Standards: Metrics and Targets - Data Privacy and Cybersecurity: Metrics and Targets	
51(b)	The specific quantitative or qualitative target the entity has set or is required to meet	- Energy Consumption - Labour Practices & Standards: Metrics and Targets - Data Privacy and Cybersecurity: Metrics and Targets	
51(c)	The period over which the target applies	- Energy Consumption - Labour Practices & Standards: Metrics and Targets - Data Privacy and Cybersecurity: Metrics and Targets	64 91 146
51(d)	The base period from which progress is measured	- Energy Consumption - Labour Practices & Standards: Metrics and Targets - Data Privacy and Cybersecurity: Metrics and Targets	
51(e)	Any milestones and interim targets	- Energy Consumption - Labour Practices & Standards: Metrics and Targets - Data Privacy and Cybersecurity: Metrics and Targets	
51(f)	Performance against each target and an analysis of trends or changes in the entity's performance	- Energy Consumption - Labour Practices & Standards: Metrics and Targets - Data Privacy and Cybersecurity: Metrics and Targets	
51(g)	Any revisions to the target and an explanation for those revisions	Not applicable. Sunway has not revised any targets.	
52	The definition and calculation of metrics, including metrics used to set the entity's targets and monitor progress towards reaching them, shall be consistent over time	Key Performance Indicators Sunway has not redefined or replaced any metrics.	152-172
53	An entity shall label and define metrics and targets using meaningful, clear and precise names and descriptions	Key Performance Indicators	152-172
Disclosure of information about sources of guidance			
59(a)	An entity shall identify: the specific standards, pronouncements, industry practice and other sources of guidance that the entity has applied in preparing its sustainability-related financial disclosures, including, if applicable, identifying the disclosure topics in the SASB Standards	About This Report SASB Content Index	1 209-211
59(b)	The industry(s) specified in the IFRS Sustainability Disclosure Standards, the SASB Standards or other sources of guidance relating to a particular industry(s) that the entity has applied in preparing its sustainability-related financial disclosures, including in identifying applicable metrics	SASB Content Index	209-211
Location of disclosures			
60	An entity is required to provide disclosures required by IFRS Sustainability Disclosure Standards as part of its general purpose financial reports	- Energy Consumption - Labour Practices & Standards: Metrics and Targets - Data Privacy and Cybersecurity: Metrics and Targets	64 91 146

IFRS code	IFRS S1 Disclosure	Section	Page Reference
S1	**General Requirements for Disclosure of Sustainability-related Financial Information**		
62	An entity may disclose information required by an IFRS Sustainability Disclosure Standard in the same location as information disclosed to meet other requirements, such as information required by regulators. The entity shall ensure that the sustainability-related financial disclosures are clearly identifiable and not obscured by that additional information	Sustainability-related disclosures are provided in the Sustainability Report.	
Timing of reporting			
64	An entity shall report its sustainability-related financial disclosures at the same time as its related financial statements. The entity's sustainability-related financial disclosures shall cover the same reporting period as the related financial statements	About This Report	1
66(a)	When an entity changes the end of its reporting period and provides sustainability-related financial disclosures for a period longer or shorter than 12 months, it shall disclose: the period covered by the sustainability-related financial disclosures	Not applicable. Sunway's reporting period remains at 12 months.	
66(b)	The reason for using a longer or shorter period	Not applicable. Sunway's reporting period remains at 12 months.	
66(c)	The fact that the amounts disclosed in the sustainability-related financial disclosures are not entirely comparable	Not applicable. Sunway's reporting period remains at 12 months.	
67	If, after the end of the reporting period but before the date on which the sustainability-related financial disclosures are authorised for issue, an entity receives information about conditions that existed at the end of the reporting period, it shall update disclosures that relate to those conditions in the light of the new information	Not applicable. No outstanding information was received that requires updates or restatements to the disclosures. If such information were to come to light, Sunway will update its disclosures.	
68	An entity shall disclose information about transactions, other events and conditions that occur after the end of the reporting period, but before the date on which the sustainability-related financial disclosures are authorised for issue, if non-disclosure of that information could reasonably be expected to influence decisions that primary users of general purpose financial reports make on the basis of those reports	Not applicable. No outstanding information was received that requires updates or restatements to the disclosures. If such information were to come to light, Sunway will update its disclosures.	
Comparative information			
70	Unless another IFRS Sustainability Disclosure Standard permits or requires otherwise, an entity shall disclose comparative information in respect of the preceding period for all amounts disclosed in the reporting period. If such information would be useful for an understanding of the sustainability-related financial disclosures for the reporting period, the entity shall also disclose comparative information for narrative and descriptive sustainability-related financial information	Key Performance Indicators	152-172
Statement of compliance			
72	An entity whose sustainability-related financial disclosures comply with all the requirements of IFRS Sustainability Disclosure Standards shall make an explicit and unreserved statement of compliance. An entity shall not describe sustainability-related financial disclosures as complying with IFRS Sustainability Disclosure Standards unless they comply with all the requirements of IFRS Sustainability Disclosure Standards	About This Report	1
Judgements			
74	An entity shall disclose information to enable users of general purpose financial reports to understand the judgements, apart from those involving estimations of amounts (see paragraph 77), that the entity has made in the process of preparing its sustainability-related financial disclosures and that have the most significant effect on the information included in those disclosures	- Energy Management - Labour Practices & Standards - Data Privacy and Cybersecurity	61-64 89-91 144-146

IFRS S1 Content Index

IFRS code	IFRS S1 Disclosure	Section	Page Reference
S1	**General Requirements for Disclosure of Sustainability-related Financial Information**		
Measurement uncertainty			
77	An entity shall disclose information to enable users of general purpose financial reports to understand the most significant uncertainties affecting the amounts reported in its sustainability-related financial disclosures	Not applicable. Sunway has qualitatively disclosed changes to financial performance and cash flows.	
78(a)	An entity shall: identify the amounts that it has disclosed that are subject to a high level of measurement uncertainty		
78(b)(i)	In relation to each amount identified in paragraph 78(a), disclose information about: the sources of measurement uncertainty — for example, the dependence of the amount on the outcome of a future event, on a measurement technique or on the availability and quality of data from the entity's value chain		
78(b)(ii)	The assumptions, approximations and judgements the entity has made in measuring the amount		
Errors			
83	An entity shall correct material prior period errors by restating the comparative amounts for the prior period(s) disclosed unless it is impracticable to do so	Restatements	173
Interaction with law or regulation			
B32	An entity shall disclose material sustainability-related financial information, even if law or regulation permits the entity not to disclose such information	All material sustainability-related information is published publicly and readily accessible to users of general purpose financial reports.	
B33	An entity need not disclose information otherwise required by an IFRS Sustainability Disclosure Standard if law or regulation prohibits the entity from disclosing that information. If an entity omits material information for that reason, it shall identify the type of information not disclosed and explain the source of the restriction	Not applicable	
Commercially sensitive information			
B36(a)	If an entity elects to use the exemption specified the entity shall, for each item of information omitted: disclose the fact that it has used the exemption	Not applicable	
B36(b)	Reassess, at each reporting date, whether the information qualifies for the exemption	Not applicable	
Connected information			
B42(a)	Drawing connections between disclosures involves, but is not limited to, providing necessary explanations and cross-references and using consistent data, assumptions, and units of measure. In providing connected information, an entity shall: explain connections between disclosures in a clear and concise manner	Sunway has made cross-references to avoid duplication where necessary.	
B42(b)	Avoid unnecessary duplication if IFRS Sustainability Disclosure Standards require the disclosure of common items of information	Sunway has made cross-references to avoid duplication where necessary.	
B42(c)	Disclose information about significant differences between the data and assumptions used in preparing the entity's sustainability-related financial disclosures and the data and assumptions used in preparing the related financial statements	Not applicable	
Information included by cross-reference			
B47(a)	If information required by an IFRS Sustainability Disclosure Standard is included by cross-reference: the sustainability-related financial disclosures shall clearly identify the report within which that information is located and explain how to access that report	Sunway has made cross-references to specific documents and the sections relevant to the content.	
B47(b)	The cross-reference shall be to a precisely specified part of that report	Sunway has made cross-references to specific documents and the sections relevant to the content.	

IFRS code	IFRS S1 Disclosure	Section	Page Reference
S1	General Requirements for Disclosure of Sustainability-related Financial Information		
Comparative information (Metrics)			
B50(a)	In some cases, the amount disclosed for a metric is an estimate. Except as specified if an entity identifies new information in relation to the estimated amount disclosed in the preceding period and the new information provides evidence of circumstances that existed in that period, the entity shall: disclose a revised comparative amount that reflects that new information	Key Performance Indicators Restatements	152-172 173
B50(b)	Disclose the difference between the amount disclosed in the preceding period and the revised comparative amount	Not applicable. There were no restatements for metrics related to Labour Practices & Standards, Energy Management, and Data Privacy & Cybersecurity during the reporting period.	
B50(c)	Explain the reasons for revising the comparative amount		
B52(a)	If an entity redefines or replaces a metric in the reporting period, the entity shall: disclose a revised comparative amount, unless it is impracticable to do so	Not applicable. There were no redefinitions or replacements for metrics related to Labour Practices & Standards, Energy Management, and Data Privacy & Cybersecurity during the reporting period.	
B52(b)	Explain the changes		
B52(c)	Explain the reasons for those changes, including why the redefined or replacement metric provides more useful information		
B53	If an entity introduces a new metric in the reporting period, it shall disclose a comparative amount for that metric unless it is impracticable to do so		
B54	Sometimes, it is impracticable to revise a comparative amount to achieve comparability with the reporting period. For example, data might not have been collected in the preceding period in a way that allows retrospective application of a new definition of a metric, and it might be impracticable to recreate the data. If it is impracticable to revise a comparative amount for the preceding period, an entity shall disclose that fact	Not applicable. There were no restatements for metrics related to Labour Practices & Standards, Energy Management, and Data Privacy & Cybersecurity during the reporting period.	
Errors			
B58(a)	If an entity identifies a material error in its prior period(s) sustainability-related financial disclosures, it shall disclose: the nature of the prior period error	Not applicable. There were no restatements for metrics related to Labour Practices & Standards, Energy Management, and Data Privacy & Cybersecurity during the reporting period.	
B58(b)	The correction, to the extent practicable, for each prior period disclosed		
B58(c)	If correction of the error is impracticable, the circumstances that led to the existence of that condition and a description of how and from when the error has been corrected		
B59	When it is impracticable to determine the effect of an error on all prior periods presented, the entity shall restate the comparative information to correct the error from the earliest date practicable		

IFRS S2 Content Index

IFRS code	IFRS S2 Disclosure	Section	Page Reference
S2	Climate-related Disclosures		
Governance			
6(a)(i)	The governance body(s) (which can include a board, committee or equivalent body charged with governance) or individual(s) responsible for oversight of climate-related risks and opportunities. Specifically, the entity shall identify that body(s) or individual(s) and disclose information about:(i) how responsibilities for climate-related risks and opportunities are reflected in the terms of reference, mandates, role descriptions and other related policies applicable to that body(s) or individual(s)	Board Sustainability Committee	18
6(a)(ii)	How the body(s) or individual(s) determines whether appropriate skills and competencies are available or will be developed to oversee strategies designed to respond to climate-related risks and opportunities		
6(a)(iii)	How and how often the body(s) or individual(s) is informed about climate-related risks and opportunities		
6(a)(iv)	How the body(s) or individual(s) takes into account climate-related risks and opportunities when overseeing the entity's strategy, its decisions on major transactions and its risk management processes and related policies, including whether the body(s) or individual(s) has considered trade-offs associated with those risks and opportunities		
6(a)(v)	How the body(s) or individual(s) oversees the setting of targets related to climate-related risks and opportunities, and monitors progress towards those targets (see paragraphs 33–36), including whether and how related performance metrics are included in remuneration policies (see paragraph 29(g))	- Sustainability-Linked KPIs - Board Sustainability Committee	13-15 18
6(b)(i)	Management's role in the governance processes, controls and procedures used to monitor, manage and oversee climate-related risks and opportunities, including information about:(i) whether the role is delegated to a specific management-level position or management-level committee and how oversight is exercised over that position or committee	Board Sustainability Committee	18
6(b)(ii)	Whether management uses controls and procedures to support the oversight of climate-related risks and opportunities and, if so, how these controls and procedures are integrated with other internal functions	Board Sustainability Committee	18
7	In preparing disclosures to fulfil the requirements in paragraph 6, an entity shall avoid unnecessary duplication in accordance with IFRS S1 General Requirements for Disclosure of Sustainability-related Financial Information (IFRS S1)	Sunway has made cross-references to avoid duplication where necessary.	
Strategy			
9(a)	The climate-related risks and opportunities that could reasonably be expected to affect the entity's prospects (see paragraphs 10–12)	- Sea Level Rise Risk - Direct Rainfall Damage Risk - Riverine/Rainfall-Driven Flooding Risk - Policy And Legal Risk - Reputation Risk	40-45
9(b)	The current and anticipated effects of those climate-related risks and opportunities on the entity's business model and value chain (see paragraph 13)		
9(c)	The effects of those climate-related risks and opportunities on the entity's strategy and decision-making, including information about its climate-related transition plan (see paragraph 14)		
9(d)	The effects of those climate-related risks and opportunities on the entity's financial position, financial performance and cash flows for the reporting period, and their anticipated effects on the entity's financial position, financial performance and cash flows over the short, medium and long term, taking into consideration how those climate-related risks and opportunities have been factored into the entity's financial planning (see paragraphs 15–21)		

IFRS code	IFRS S2 Disclosure	Section	Page Reference
S2	Climate-related Disclosures		
9(e)	The climate resilience of the entity's strategy and its business model to climate-related changes, developments and uncertainties, taking into consideration the entity's identified climate-related risks and opportunities (see paragraph 22)	Climate Resilience	48
Climate-related risks and opportunities			
10(a)	Describe climate-related risks and opportunities that could reasonably be expected to affect the entity's prospects	- Sea Level Rise Risk - Direct Rainfall Damage Risk - Riverine/Rainfall-Driven Flooding Risk - Policy And Legal Risk - Reputation Risk	40-45
10(b)	Explain, for each climate-related risk the entity has identified, whether the entity considers the risk to be a climate-related physical risk or climate-related transition risk		
10(c)	Specify, for each climate-related risk and opportunity the entity has identified, over which time horizons — short, medium or long term — the effects of each climate-related risk and opportunity could reasonably be expected to occur		
10(d)	Explain how the entity defines 'short term', 'medium term' and 'long term' and how these definitions are linked to the planning horizons used by the entity for strategic decision-making	Time Horizons	35
12	In identifying the climate-related risks and opportunities that could reasonably be expected to affect an entity's prospects, the entity shall refer to and consider the applicability of the industry-based disclosure topics defined in the Industry-based Guidance on Implementing IFRS S2	SASB Content Index	209-211
Business model and value chain			
13(a)	A description of the current and anticipated effects of climate-related risks and opportunities on the entity's business model and value chain	- Sea Level Rise Risk - Direct Rainfall Damage Risk - Riverine/Rainfall-Driven Flooding Risk - Policy And Legal Risk - Reputation Risk	40-45
13(b)	A description of where in the entity's business model and value chain climate-related risks and opportunities are concentrated (for example, geographical areas, facilities and types of assets)		
Strategy and decision-making			
14(a)(i)	Information about how the entity has responded to, and plans to respond to, climate-related risks and opportunities in its strategy and decision-making, including how the entity plans to achieve any climate-related targets it has set and any targets it is required to meet by law or regulation. Specifically, the entity shall disclose information about:(i) current and anticipated changes to the entity's business model, including its resource allocation, to address climate-related risks and opportunities (for example, these changes could include plans to manage or decommission carbon-, energy- or water-intensive operations; resource allocations resulting from demand or supply-chain changes; resource allocations arising from business development through capital expenditure or additional expenditure on research and development; and acquisitions or divestments)	- Sea Level Rise Risk - Direct Rainfall Damage Risk - Riverine/Rainfall-Driven Flooding Risk - Policy And Legal Risk - Reputation Risk	40-45
14(a)(ii)	Current and anticipated direct mitigation and adaptation efforts (for example, through changes in production processes or equipment, relocation of facilities, workforce adjustments, and changes in product specifications)		
14(a)(iii)	Current and anticipated indirect mitigation and adaptation efforts (for example, through working with customers and supply chains)		

IFRS S2 Content Index

IFRS code	IFRS S2 Disclosure	Section	Page Reference
S2	Climate-related Disclosures		
14(a)(iv)	Any climate-related transition plan the entity has, including information about key assumptions used in developing its transition plan, and dependencies on which the entity's transition plan relies	Sunway's Net Zero Carbon Emissions by 2050 Roadmap	46-47
14(a)(v)	How the entity plans to achieve any climate-related targets, including any greenhouse gas emissions targets, described in accordance with paragraphs 33–36		
14(b)	Information about how the entity is resourcing, and plans to resource, the activities disclosed in accordance with paragraph 14(a)	Climate Report	36-45
14(c)	Quantitative and qualitative information about the progress of plans disclosed in previous reporting periods in accordance with paragraph 14(a)	Sunway's Net Zero Carbon Emissions by 2050 Roadmap	46-47
Financial position, financial performance and cash flows			
15(a)	The effects of climate-related risks and opportunities on the entity's financial position, financial performance and cash flows for the reporting period (current financial effects)	- Sea Level Rise Risk - Direct Rainfall Damage Risk - Riverine/Rainfall-Driven Flooding Risk - Policy And Legal Risk - Reputation Risk	40-45
15(b)	The anticipated effects of climate-related risks and opportunities on the entity's financial position, financial performance and cash flows over the short, medium and long term, taking into consideration how climate-related risks and opportunities are included in the entity's financial planning (anticipated financial effects)		
16(a)	How climate-related risks and opportunities have affected its financial position, financial performance and cash flows for the reporting period		
16(b)	The climate-related risks and opportunities identified in paragraph 16(a) for which there is a significant risk of a material adjustment within the next annual reporting period to the carrying amounts of assets and liabilities reported in the related financial statements	Not applicable. There are no significant risks of material adjustments to Sunway's related financial statements.	
16(c)	How the entity expects its financial position to change over the short, medium and long term, given its strategy to manage climate-related risks and opportunities, taking into consideration:(i) its investment and disposal plans (for example, plans for capital expenditure, major acquisitions and divestments, joint ventures, business transformation, innovation, new business areas, and asset retirements), including plans the entity is not contractually committed to; and (ii) its planned sources of funding to implement its strategy	- Sea Level Rise Risk - Direct Rainfall Damage Risk - Riverine/Rainfall-Driven Flooding Risk - Policy And Legal Risk - Reputation Risk	40-45
16(d)	How the entity expects its financial performance and cash flows to change over the short, medium and long term, given its strategy to manage climate-related risks and opportunities (for example, increased revenue from products and services aligned with a lower-carbon economy; costs arising from physical damage to assets from climate events; and expenses associated with climate adaptation or mitigation)	Physical Risk: Findings of the Scenario Analysis	39

IFRS code	IFRS S2 Disclosure	Section	Page Reference
S2	Climate-related Disclosures		
21(a)	If an entity determines that it need not provide quantitative information about the current or anticipated financial effects of a climate-related risk or opportunity applying the criteria set out in paragraphs 19–20, the entity shall: (a) explain why it has not provided quantitative information	Sunway has provided quantitative information on the financial effects of climate-related risks and opportunities.	
21(b)	(b) Provide qualitative information about those financial effects, including identifying line items, totals and subtotals within the related financial statements that are likely to be affected, or have been affected, by that climate-related risk or opportunity	Not applicable. Sunway has provided quantitative information.	
21(c)	(c)Provide quantitative information about the combined financial effects of that climate-related risk or opportunity with other climate-related risks or opportunities and other factors unless the entity determines that quantitative information about the combined financial effects would not be useful	Not applicable. Sunway has provided quantitative information.	
Climate resilience			
22(a)(i)	The implications, if any, of the entity's assessment for its strategy and business model, including how the entity would need to respond to the effects identified in the climate-related scenario analysis	Climate Resilience	48
22(a)(ii)	The significant areas of uncertainty considered in the entity's assessment of its climate resilience		
22(a)(iii)	The entity's capacity to adjust or adapt its strategy and business model to climate change over the short, medium and long term		
22(b)	How and when the climate-related scenario analysis was carried out	- Physical Risk: Scenario Analysis - Transition Risk: Scenario Analysis	38 43
22(b)(i)	Information about the inputs the entity used, including: (1) which climate-related scenarios the entity used for the analysis and the sources of those scenarios; (2) whether the analysis included a diverse range of climate-related scenarios; (3) whether the climate-related scenarios used for the analysis are associated with climate-related transition risks or climate-related physical risks; (4) whether the entity used, among its scenarios, a climate-related scenario aligned with the latest international agreement on climate change; (5) why the entity decided that its chosen climate-related scenarios are relevant to assessing its resilience to climate-related changes, developments or uncertainties; (6) the time horizons the entity used in the analysis; and (7) what scope of operations the entity used in the analysis (for example, the operating locations and business units used in the analysis)	- Physical Risk: Scenario Analysis - Transition Risk: Scenario Analysis	38 43
22(b)(ii)	The key assumptions the entity made in the analysis, including assumptions about: (1) climate-related policies in the jurisdictions in which the entity operates; (2) macroeconomic trends; (3) national- or regional-level variables (for example, local weather patterns, demographics, land use, infrastructure and availability of natural resources); (4) energy usage and mix; and (5) developments in technology		
22(b)(iii)	The reporting period in which the climate-related scenario analysis was carried out		
23	In preparing disclosures to meet the requirements in paragraphs 13–22, an entity shall refer to and consider the applicability of cross-industry metric categories, as described in paragraph 29, and industry-based metrics associated with disclosure topics defined in the Industry-based Guidance on Implementing IFRS S2 as described in paragraph 32	SASB Content Index	209-211

IFRS S2 Content Index

IFRS code	IFRS S2 Disclosure	Section	Page Reference
S2	Climate-related Disclosures		
Risk management			
25(a)	The processes and related policies the entity uses to identify, assess, prioritise and monitor climate-related risks, including information about		
25(a)(i)	The inputs and parameters the entity uses (for example, information about data sources and the scope of operations covered in the processes)	- Physical Risk: Scenario Analysis - Transition Risk: Scenario Analysis	38 43
25(a)(ii)	Whether and how the entity uses climate-related scenario analysis to inform its identification of climate-related risks		
25(a)(iii)	How the entity assesses the nature, likelihood and magnitude of the effects of those risks (for example, whether the entity considers qualitative factors, quantitative thresholds or other criteria)	- Value-at-Risk (VaR) - Physical Risk: Scenario Analysis - Transition Risk: Scenario Analysis	37 38 43
25(a)(iv)	Whether and how the entity prioritises climate-related risks relative to other types of risk	Our CRO Methodology	37
25(a)(v)	How the entity monitors climate-related risks		
25(a)(vi)	Whether and how the entity has changed the processes it uses compared with the previous reporting period	Not applicable. Sunway has not changed its processes.	
25(b)	The processes the entity uses to identify, assess, prioritise and monitor climate-related opportunities, including information about whether and how the entity uses climate-related scenario analysis to inform its identification of climate-related opportunities	- Physical Risk: Scenario Analysis - Transition Risk: Scenario Analysis"	38 43
25(c)	The extent to which, and how, the processes for identifying, assessing, prioritising and monitoring climate-related risks and opportunities are integrated into and inform the entity's overall risk management process		
26	In preparing disclosures to fulfil the requirements in paragraph 25, an entity shall avoid unnecessary duplication in accordance with IFRS S1	Sunway has made cross-references to avoid duplication where necessary.	

IFRS code	IFRS S2 Disclosure	Section	Page Reference
S2	Climate-related Disclosures		
Metrics and targets			
Climate-related metrics			
29(a)(i)	Disclose its absolute gross greenhouse gas emissions generated during the reporting period, expressed as metric tonnes of CO2 equivalent, classified as: (1) Scope 1 greenhouse gas emissions; (2) Scope 2 greenhouse gas emissions; and (3) Scope 3 greenhouse gas emissions	Net Zero Roadmap: Our Performance	50-54
29(a)(ii)	Measure its greenhouse gas emissions in accordance with the Greenhouse Gas Protocol: A Corporate Accounting and Reporting Standard (2004) unless required by a jurisdictional authority or an exchange on which the entity is listed to use a different method for measuring its greenhouse gas emissions. When an entity discloses its greenhouse gas emissions measured in accordance with another method, applying paragraphs 29(a)(ii), the entity shall disclose: (a) the applicable method and measurement approach the entity uses to determine its greenhouse gas emissions; and (b) the reason, or reasons, for the entity's choice of method and measurement approach and how that approach relates to the disclosure objective in paragraph 27	Emissions Calculation Methodology	49
29(a)(iii)	Disclose the approach it uses to measure its greenhouse gas emissions including: (1) the measurement approach, inputs and assumptions the entity uses to measure its greenhouse gas emissions; (2) the reason why the entity has chosen the measurement approach, inputs and assumptions it uses to measure its greenhouse gas emissions; and (3) any changes the entity made to the measurement approach, inputs and assumptions during the reporting period and the reasons for those changes		

IFRS S2 Content Index

IFRS code	IFRS S2 Disclosure	Section	Page Reference
S2	Climate-related Disclosures		
29(a)(iv)	For Scope 1 and Scope 2 greenhouse gas emissions disclosed in accordance with paragraph 29(a)(i)(1)–(2), disaggregate emissions between: (1) the consolidated accounting group (for example, for an entity applying IFRS Accounting Standards, this group would comprise the parent and its consolidated subsidiaries); and (2) other investees excluded from paragraph 29(a)(iv)(1) (for example, for an entity applying IFRS Accounting Standards, these investees would include associates, joint ventures and unconsolidated subsidiaries)	Emissions Calculation Methodology	49
29(a)(v)	For Scope 2 greenhouse gas emissions disclosed in accordance with paragraph 29(a)(i)(2), disclose its location-based Scope 2 greenhouse gas emissions, and provide information about any contractual instruments that is necessary to inform users' understanding of the entity's Scope 2 greenhouse gas emissions	Emissions Calculation Methodology	
29(a)(vi)	For Scope 3 greenhouse gas emissions disclosed in accordance with paragraph 29(a)(i)(3), disclose: (1) the categories included within the entity's measure of Scope 3 greenhouse gas emissions, in accordance with the Scope 3 categories described in the Greenhouse Gas Protocol Corporate Value Chain (Scope 3) Accounting and Reporting Standard (2011); and (2) additional information about the entity's Category 15 greenhouse gas emissions or those associated with its investments (financed emissions), if the entity's activities include asset management, commercial banking or insurance		
29(b)	Climate-related transition risks — the amount and percentage of assets or business activities vulnerable to climate-related transition risks	Findings of the Scenario Analysis	39
29(c)	Climate-related physical risks — the amount and percentage of assets or business activities vulnerable to climate-related physical risks		
29(d)	Climate-related opportunities — the amount and percentage of assets or business activities aligned with climate-related opportunities		
29(e)	Capital deployment — the amount of capital expenditure, financing or investment deployed towards climate-related risks and opportunities		
29(f)(i)	Internal carbon prices — the entity shall disclose: an explanation of whether and how the entity is applying a carbon price in decision-making (for example, investment decisions, transfer pricing and scenario analysis)	Climate Report: Sustaining Our Climate Journey Backed By Global Standards	36
29(f)(ii)	The price for each metric tonne of greenhouse gas emissions the entity uses to assess the costs of its greenhouse gas emissions		
29(g)(i)	Remuneration — the entity shall disclose: a description of whether and how climate-related considerations are factored into executive remuneration	- Sustainability Strategy - Sustainability-Linked KPIs	12-15
29(g)(ii)	The percentage of executive management remuneration recognised in the current period that is linked to climate-related considerations	Not disclosed due to confidentiality constraints.	

IFRS code	IFRS S2 Disclosure	Section	Page Reference
S2	Climate-related Disclosures		
Climate-related targets			
32	An entity shall disclose industry-based metrics that are associated with one or more particular business models, activities or other common features that characterise participation in an industry. In determining the industry-based metrics that the entity discloses, the entity shall refer to and consider the applicability of the industry-based metrics associated with disclosure topics described in the Industry-based Guidance on Implementing IFRS S2	SASB Content Index	209-211
33	An entity shall disclose the quantitative and qualitative climate-related targets it has set to monitor progress towards achieving its strategic goals, and any targets it is required to meet by law or regulation, including any greenhouse gas emissions targets. For each target, the entity shall disclose	Emissions Reduction Targets	48
33(a)	The metric used to set the target		
33(b)	The objective of the target (for example, mitigation, adaptation or conformance with science-based initiatives)		
33(c)	The part of the entity to which the target applies (for example, whether the target applies to the entity in its entirety or only a part of the entity, such as a specific business unit or specific geographical region)		
33(d)	The period over which the target applies		
33(e)	The base period from which progress is measured		
33(f)	Any milestones and interim targets		
33(g)	If the target is quantitative, whether it is an absolute target or an intensity target	Emissions Reduction Targets	48
33(h)	How the latest international agreement on climate change, including jurisdictional commitments that arise from that agreement, has informed the target		
34	An entity shall disclose information about its approach to setting and reviewing each target, and how it monitors progress against each target, including	Net Zero Roadmap: Our Performance	50-54
34(a)	Whether the target and the methodology for setting the target has been validated by a third party	Assurance Statements	212-216
34(b)	The entity's processes for reviewing the target	Climate Report: Target-Setting Methodology	46
34(c)	The metrics used to monitor progress towards reaching the target	Emissions Reduction Targets	48
34(d)	Any revisions to the target and an explanation for those revisions	Not applicable. Sunway has not revised any climate-related targets.	
35	An entity shall disclose information about its performance against each climate-related target and an analysis of trends or changes in the entity's performance	Emissions Reduction Targets	48
36(a)	Which greenhouse gases are covered by the target		
36(b)	Whether Scope 1, Scope 2 or Scope 3 greenhouse gas emissions are covered by the target		
36(c)	Whether the target is a gross greenhouse gas emissions target or net greenhouse gas emissions target. If the entity discloses a net greenhouse gas emissions target, the entity is also required to separately disclose its associated gross greenhouse gas emissions target		

IFRS S2 Content Index

IFRS code	IFRS S2 Disclosure	Section	Page Reference
S2	Climate-related Disclosures		
36(d)	Whether the target was derived using a sectoral decarbonisation approach	Sunway's targets are not derived from using a sectoral decarbonisation approach.	
36(e)	The entity's planned use of carbon credits to offset greenhouse gas emissions to achieve any net greenhouse gas emissions target. In explaining its planned use of carbon credits the entity shall disclose information including, and with reference to	Net Zero Roadmap: Our Performance	51
36(e)(i)	The extent to which, and how, achieving any net greenhouse gas emissions target relies on the use of carbon credits		
36(e)(ii)	Which third-party scheme(s) will verify or certify the carbon credits		
36(e)(iii)	The type of carbon credit, including whether the underlying offset will be nature-based or based on technological carbon removals, and whether the underlying offset is achieved through carbon reduction or removal		
36(e)(iv)	Any other factors necessary for users of general purpose financial reports to understand the credibility and integrity of the carbon credits the entity plans to use (for example, assumptions regarding the permanence of the carbon offset)		
B56(a)	As part of the requirement in paragraph 29(a)(iii), and to reflect how an entity prioritises Scope 3 data in accordance with the measurement framework set out in the entity shall disclose information that enables users of general purpose financial reports to understand: the extent to which the entity's Scope 3 greenhouse gas emissions are measured using inputs from specific activities within the entity's value chain	Emissions Calculation Methodology	176-178
B56(b)	The extent to which the entity's Scope 3 greenhouse gas emissions are measured using inputs that are verified		

SASB Content Index

SASB Sustainability Disclosure topic	SASB code	Accounting metric	Property subsector	2025
Real Estate				
Energy Management	IF-RE-130a.2	Total energy consumed by portfolio area with data coverage, by property subsector (GJ)	Retail	317,907
			Office	51,821
			Student & Healthcare Residence	45,302
		Total energy consumed by percentage grid electricity, by property subsector (%)	Retail	70.5%
			Office	99.8%
			Student & Healthcare Residence	98.4%
		Total energy consumed by percentage renewable, by property subsector (%)	Retail	4.9%
			Office	0.2%
			Student & Healthcare Residence	1.6%
	IF-RE-130a.5	Description of how building energy management considerations are integrated into property investment analysis and operational strategy	Energy Management (pg 61-64)	
Water Management	IF-RE-140a.2	Total water withdrawn by portfolio area with data coverage, by property subsector (000 m^3)	Retail	2,289
			Office	406
			Student & Healthcare Residence	453
		Total water withdrawn by percentage in regions with High or Extremely High Baseline Water Stress, by property subsector (%)	Retail	0%
			Office	0%
			Student & Healthcare Residence	0%
	IF-RE-140a.4	Description of water management risks and discussion of strategies and practices to mitigate those risks	Maintaining Water Security (pg 65)	
Management of Tenant Sustainability Impacts	IF-RE-410a.3	Discussion of approach to measuring, incentivising and improving sustainability impacts of tenants	Supply Chain Decarbonisation (pg 83)	
Climate Change Adaptation	IF-RE-450a.1	Area of properties located in 100-year flood zones, by property sector	Findings of the Scenario Analysis (pg 39)	
	IF-RE-450a.2	Description of climate change risk exposure analysis, degree of systematic portfolio exposure, and strategies for mitigating risks	Climate Report (pg 36-45)	

SASB Content Index

SASB Sustainability Disclosure topic	SASB code	Accounting metric	Property subsector	2025
Health Care Delivery				
Energy Management	HC-DY-130a.1	Total energy consumed (GJ)		288,647
		Total energy consumed by percentage grid electricity (%)		98.0%
		Total energy consumed by percentage renewable (%)		0.8%
Waste Management	HC-DY-150a.1	Total amount of medical waste, incinerated (%)		97.0%
		Total amount of medical waste, recycled or treated (%)		3.0%
		Total amount of medical waste, landfilled (%)		0.0%
	HC-DY-150a.2	Total amount of hazardous pharmaceutical waste, incinerated (%)	Responsible Disposal (pg 70)	
		Total amount of hazardous pharmaceutical waste, recycled or treated (%)	Responsible Disposal (pg 70)	
		Total amount of hazardous pharmaceutical waste, landfilled (%)	Responsible Disposal (pg 70)	
		Total amount of non-hazardous pharmaceutical waste, incinerated (%)	Responsible Disposal (pg 70)	
		Total amount of non-hazardous pharmaceutical waste, recycled or treated (%)	Responsible Disposal (pg 70)	
		Total amount of non-hazardous pharmaceutical waste, landfilled (%)	Responsible Disposal (pg 70)	
Patient Privacy & Electronic Health Records	HC-DY-230a.2	Description of policies and practices to secure customers' personal health data records and other personal data	Data Privacy and Cybersecurity (pg 144-146)	
	HC-DY-230a.3	(1) Number of data breaches, (2) percentage involving (a) personal data only and (b) personal health data, (3) number of customers affected in each category, (a) personal data only and (b) personal health data	Data Privacy and Cybersecurity (pg 144-146)	
	HC-DY-230a.4	Total amount of monetary losses as a result of legal proceedings associated with data security and privacy	Data Privacy and Cybersecurity (pg 144-146)	
Hotels & Lodging				
Energy Management	SV-HL-130a.1	Total energy consumed (GJ)		223,081
		Total energy consumed by percentage grid electricity (%)		80.0%
		Total energy consumed by percentage renewable (%)		1.8%
Water Management	SV-HL-140a.1	Total water withdrawn (000 m^3)		1,084
		Total water withdrawn in regions with High or Extremely High Baseline Water Stress (%)		0%
Ecological Impacts	SV-HL-160a.1	Number of lodging facilities located in or near areas of protected conservation status or endangered species habitat	Refer to Sunway Berhad's TNFD Report	
	SV-HL-160a.2	Description of environmental management policies and practices to preserve ecosystem services	Refer to Sunway Berhad's TNFD Report	
Climate Change Adaptation	SV-HL-450a.1	Number of lodging facilities located in 100-year flood zones	Findings of the Scenario Analysis (pg 39)	
Leisure Facilities				
Energy Management	SV-LF-130a.1	Total energy consumed (GJ)		58,544
		Total energy consumed by percentage grid electricity (%)		96.9%
		Total energy consumed by percentage renewable (%)		2.4%

SASB Sustainability Disclosure topic	SASB code	Accounting metric	Property subsector	2025
Construction Materials				
Greenhouse Gas Emission	EM-CM-110a.1	Gross global Scope 1 emissions, (tonnes CO_2e)		51,493
		Percentage covered under emissions-limiting regulations	Not applicable	
	EM-CM-110a.2	Discussion of long- and short-term strategy or plan to manage Scope 1 emissions, emissions reduction targets, and an analysis of performance against those targets	Sunway's Net Zero Carbon Emissions by 2050 Roadmap (pg 46-47) Net Zero Roadmap: Our Performance (pg 50-54)	
Air Quality	EM-CM-120a.1	Air emission of particulate matter (PM10)	Key Performance Indicators: Planet (pg 162)	
Energy Management	EM-CM-130a.1	Total energy consumed (GJ)		772,823
		Total energy consumed by percentage grid electricity (%)		8.7%
		Total energy consumed by percentage renewable (%)		0%
Water Management	EM-CM-140a.1	Total water withdrawn (000 m^3)		62
		Total water withdrawn in regions with High or Extremely High Baseline Water Stress (%)		0%
Waste Management	EM-CM-150a.1	Amount of waste generated (tonnes)		22
		Percentage hazardous (tonnes)		80.7%
		Percentage recycled (tonnes)		29.7%
Biodiversity Impacts	EM-CM-160a.1 EM-CM-160a.2	Description of environmental management policies and practices for active sites	Refer to Sunway Berhad's TNFD Report	
		Terrestrial land area disturbed	Refer to Sunway Berhad's TNFD Report	
		Percentage of impacted area restored (%)	Refer to Sunway Berhad's TNFD Report	
Multiline and Specialty Retailers & Distributors				
Energy Management in Retail & Distribution	CG-MR-130a.1	Total energy consumed (GJ)		7,274
		Total energy consumed by percentage grid electricity (%)		100%
		Total energy consumed by percentage renewable (%)		0%
Data Security	CG-MR-230a.1	Description of approach to identifying and addressing data security risks	Data Privacy and Cybersecurity (pg 144-146)	
	CG-MR-230a.2	Number of data breaches	Data Privacy and Cybersecurity (pg 146)	
		Percentage of personal data breaches	Data Privacy and Cybersecurity (pg 144-146)	
		Number of unique customers affected by personal data breaches	Data Privacy and Cybersecurity (pg 144-146)	
Workforce Diversity & Inclusion	CG-MR-310a.3	Total amount of monetary losses as a result of legal proceedings associated with employment discrimination	Data Privacy and Cybersecurity (pg 144-146)	

SIRIM QAS INTERNATIONAL SDN BHD INDEPENDENT ASSURANCE STATEMENT

To Board of Directors, Stakeholders, and Interested Parties,

SIRIM QAS International Sdn. Bhd. was engaged by Sunway Berhad to perform an independent verification and provide assurance of the Sunway Berhad Sustainability Report 2025. The main objective of the verification process is to provide assurance to Sunway Berhad and its stakeholders on the accuracy and reliability of the information as presented in this statement. The verification by SIRIM QAS International pertains to sustainable performance information (subject matter) within the assurance scope which is included in Sunway Berhad Sustainability Report 2025.

The management of Sunway Berhad was responsible for the preparation of the Sustainability Report. The objective and impartiality of this statement is assured as no member of the verification team and no other employee of SIRIM QAS International was involved in the preparation of any part of the Sunway Berhad's Sustainability Report and Integrated Annual Report 2025.

The assurance engagement was designed to provide limited assurance in accordance with International Standard on Assurance Engagements (ISAE) 3000, Assurance Engagements other than Audits or Reviews of Historical Financial Information, and Bursa Sustainability Reporting Guide, irrespective of the organisation's ability to achieve its objectives, targets or expectations on their subject matter and sustainability-related issues. The assurance activity evaluates the adequacy of Sunway Berhad Sustainability Report and its overall presentation against respective frameworks such as UN- SDGs, GRI Standards requirement, IFRS S1 & S2 requirements and other relevant frameworks. The assurance process involves verification of applicable subject matter as presented in the report through these five goals, i.e., Driving Carbon Reduction Across Our Portfolios and Cities, Advocating a Responsible Value Chain, Developing a Safe, Equal and Dignified Workforce, Investing in Community Inclusivity, and Upholding Transparency and Delivering Excellence. In addition to this, we also review and verify the sustainability indicators outlined by Bursa Malaysia to ensure the accuracy, completeness, and reliability of the reported information. The results of this verification process have been systematically tabulated in Appendix 1, Appendix 2 and Report to Management, with further details provided therein.

The verification was carried out by SIRIM QAS International in March 2026, with the following methodologies:

- Reviewing and verifying the traceability, consistency and accuracy of information collected from various sources; internal and external documentation made available during the assessment.
- Verifying the data presented in the Sustainability Report, which includes a detailed review of the sampled data.
- Interviewing key personnel responsible for collating information and developing various sections of the report to substantiate the veracity of the claims.

The verification process was subjected to the following limitations:

- The scope of work did not involve verification of other information reported in Sunway Berhad's Integrated Report 2025.
- The review excluded all financial-related data, as these are subjected to the company's financial audit.
- The scope of this review excludes GHG emissions and all associated data, including energy and waste management data contributing to Scope 1, Scope 2 and Scope 3 emissions, and any information relating to Sunway Berhad's GHG accounting and reporting.
- As part of this assurance engagement, the verification team visited Sunway Berhad's corporate office at Menara Sunway, Sunway City KL. However, the verification process did not include physical inspections of any of Sunway Berhad's assets and operations.
- The verification team did not assess or verify any data related to contractors or third parties.

Conclusion

SIRIM QAS International, the Conformity Assessment Body (CAB) in Malaysia, is accredited to ISO/IEC 17021-1:2015 and ISO/IEC 17065:2012 for the provision of management system certification, product certification, and testing services across its full scope of operational activities. Building on this foundation, SIRIM QAS International is accredited as a Validation and Verification Body (VVB) under ISO/IEC 17029:2019 and ISO 14065:2020, enabling it to provide independent, impartial, and technically robust validation and verification services in accordance with internationally recognised standards. The appointed assessors performing the assurance engagement were selected appropriately based on our internal qualifications, training and experience. The verification process is reviewed by management to ensure that the approach and assurance are strictly followed and operated transparently. During the verification process, issues were raised, and clarifications were sought from the management of Sunway Berhad relating to the accuracy of some of the information contained in the report. In response to the findings, the Sustainability Report was subsequently reviewed and revised by Sunway Berhad. It is confirmed that changes that have been incorporated into the final version of the report have addressed all issues. Based on the scope of the assessment process and evidence obtained, the following represents SIRIM QAS International's opinion:

- The level of data accuracy included in Sunway Berhad's Sustainability Report 2025 is fairly stated;
- The level of disclosure of the specific sustainability performance information presented in the report was found to be properly prepared;
- The personnel responsible were able to demonstrate the origin(s) and interpretation of data contained in the report;
- The Sustainability Report 2025 presents a reasonable and balanced view of Sunway Berhad's sustainability performance.

List of Assessors.

1) Ms. Aernida Abdul Kadir : Team Leader
2) Ms. Kamini Sooriamoorthy : Team Member
3) Ms. Suzalina Kamaralarifin : Team Member
4) Ms. Farhanah Ahmad Shah : Team Member

Statement Prepared by:

AERNIDA BINTI ABDUL KADIR
Team Leader
Management System Certification
Department SIRIM QAS International Sdn. Bhd.

Date: 25 March 2026

Statement Prepared by:

WAN SHAHIMA BINTI MIOR AHMED SHAHIMI
General Manager Management System
Certification Department
SIRIM QAS International Sdn. Bhd

Date: 7 April 2026

Note:
This Independent Assurance Statement has been issued based on the content verified prior to the approval date. SIRIM QAS International Sdn Bhd does not express an opinion on, nor guarantee the integrity and/or accuracy of the information provided with the view that the conclusion was conducted post verification assessment, hence not verified. SIRIM QAS International shall not be responsible for any changes or additions made after the referred date (19 & 30 March and 1 April 2026).

Appendix 2 **The topics and subject matters covered in this assessment are tabulated below.**		**Remarks**
Leadership	Sustainability Strategy	-
Strategic Priorities	Sustainability Governance*	-
	Prioritising Material Issues	-
	Stakeholder Engagement	-
Goal 1	Driving Carbon Reduction Across Our Portfolios and Cities	-
	Risk Management*	-
	Climate report*	-
	˪ Net Zero Roadmap – narrative content only	-
	Net Zero Roadmap – metrics & targets and all-related information on emissions figures	Excluded - Not in the assessment scope
	Adapting to Climate Change	-
	Sunway Cities' Portfolio	-
	Managing the Environment Impact	-
	˪ Energy Consumption – Energy Intensity*	-
	˪ Energy Consumption – other contents	Excluded - Not in the assessment scope
	˪ Waste Management	Excluded - Not in the assessment scope
Goal 2	Advocating a Responsible Value Chain	-
	Embedding Sustainability in Our Supply Chain	-
Goal 3	Developing a Safe, Equal and Dignified Workforce	-
	Human Capital*	-
	˪ Total Learning Hours per employee category*	-
	˪ Embracing Diversity	-
	Protecting the Health and Safety of Our People	-
Goal 4	Investing in Community Inclusivity	-
	Giving Back to Society	-
	˪ Total no. of beneficiaries	-
Goal 5	Upholding Transparency and Delivering Excellence	-
	Delivering Excellence Through Economic Practices	-
	˪ Economic Value Generated, Retained, Distributed	Excluded - Not in the assessment scope
	Inculcating a Strong Governance Culture	-
	˪ Employees Received Training on Anti-corruption	-
	Delivering Quality Customer Value	-
	Data Privacy and Cybersecurity*	-

Note 1:
This Independent Assurance Statement has been issued based on the content verified prior to the approval date. SIRIM QAS International Sdn Bhd shall not be responsible for any changes or additions made after the referred dates (19 & 30 March and 1 April 2026).
Note 2:
The following topics reflect the IFRS S1 and S2 disclosures (*).
Note 3:
The assurance involves activity aims to obtain sufficient appropriate evidence to express a conclusion designed to enhance the degree of confidence of the intended users other than the responsible party, about the subject matter information. It comprises of activities carried out to assess the quality and credibility of the qualitative and quantitative information reported by the organisation. This assurance is different from activities used to assess or validate the organisation's performance, such as compliance assessments or the issuing of certifications against specific standards.

BDO PLT INDEPENDENT ASSURANCE STATEMENT

BDO

Tel: +603 2616 2888
Fax: +603 2616 2829
www.bdo.my

Level 8
BDO @ Menara CenTARa
360 Jalan Tuanku Abdul Rahman
50100 Kuala Lumpur
Malaysia

Independent Limited Assurance Statement to the Board of Directors
SUNWAY BERHAD

Limited Assurance Conclusion

We have conducted a limited assurance engagement on the selected sustainability information (the "Subject Matters") listed below for the year ended 31 December 2025 as published in the Sustainability Report 2025 (the "Report") of Sunway Berhad (the "Company" or "Sunway").

Based on the procedures we have performed and the evidence we have obtained, nothing has come to our attention that causes us to believe that the Subject Matters are not prepared, in all material respects, in accordance with the Reporting Criteria.

Scope of Work

BDO PLT ("BDO" or "we"), was engaged by the Company to provide limited assurance engagement as defined by the International Standard on Assurance Engagements ("ISAE") 3000 Assurance Engagements Other than Audits or Reviews of Historical Financial Information on the Subject Matters for the year ended 31 December 2025 as published in the Report.

Subject Matters

The Subject Matters on which we provided limited assurance, consist of:

Subject Matters	Unit	Value 2025
GHG Emission: Scope 1	tCO_2e	86,457*
GHG Emission: Scope 2	tCO_2e	163,573**
GHG Emission: Scope 3	tCO_2e	436,732
▪ Purchased goods and services	tCO_2e	354,886
▪ Upstream transportation and distribution	tCO_2e	1,658
▪ Waste generated in operations	tCO_2e	10,379
▪ Business travel	tCO_2e	2,801
▪ Employee commuting	tCO_2e	14,677
▪ Downstream transportation and distribution	tCO_2e	2,110
▪ Downstream leased assets	tCO_2e	50,221
Electricity Consumption	MWh	291,597
- Landlord	MWh	232,675
- Tenants	MWh	58,922
Solar energy generation	MWh	16,256
Waste diverted from landfill	Ton	27,788

Note:
* Emissions reported are presented after the offset of carbon credits of 6,117 tCO_2e.
** Emissions reported are presented after the offset of carbon credits of 17,607 tCO_2e.

BDO PLT (201906000013 (LLP0018825-LCA) & AF 0206), Chartered Accountants, a Limited Liability Partnership, is a member of BDO International Limited, a UK company limited by guarantee, and forms part of the international BDO network of independent member firms

BDO

The GHG emissions subject to limited assurance cover the following Properties held by Sunway:

Boundary - FYE 2025	
Building Materials (7 sites)	Office (5 sites)
Healthcare (3 sites)	Quarry (20 sites)
Hospitality* (11 sites)	Retail (4 sites)
Leisure (3 sites)	Trading & Manufacturing (23 sites)
Student Residence (4 sites)	Sunway Construction Group Berhad

Note:

* Hospitality division is inclusive of Sunway Bhd's operations on leased properties.

The scope of our work was limited to the Subject Matters presented in the Report and did not include coverage of data sets or information unrelated to the data and information underlying the Subject Matters; nor did it include information reported outside of the Report, comparisons against historical data, or management's forward-looking statements.

Reporting Criteria

In preparing the Subject Matters mentioned above, the Company applied the following criteria:

- Listing Requirements of Bursa Malaysia Securities Berhad [paragraph 9.45(2) and paragraph (29), Part A of Appendix 9C of the Main Market Listing Requirements (supplemented by Practice Note 9)];
- Sustainability Reporting Guide 3rd Edition issued by Bursa Malaysia Securities Berhad; and
- Group's relevant policies and procedures.

Inherent Limitation

Inherent limitations of assurance engagements include use of judgement and selective testing of data, which means that it is possible that fraud, error or non-compliance may occur and not be detected in the course of performing the engagement. Accordingly, there is some risk that a material misstatement may remain undetected. Further, our limited assurance engagement is not designed to detect fraud or error that is immaterial.

The absence of a significant body of established practice on which to measure and evaluate the Subject Matters, allows for different, but acceptable, measurement basis and can affect comparability between entities over time.

In addition, Greenhouse Gas ("GHG") quantification is subject to inherent uncertainty because of incomplete scientific knowledge used to determine emission factors and the values needed to combine emissions of different gasses.

The Subject Matters are subject to more inherent limitations than financial information, given the characteristics and methods used for determining underlying information. The precision of different measurement techniques may also vary.

BDO

Our Independence and Quality Management

We are independent of the Company in accordance with the International Code of Ethics for Professional Accountants (including International Independence Standards) (IESBA Code) issued by the International Ethics Standards Board for Accountants, together with the ethical requirements that are relevant to our assurance engagement of the Subject Matters in Malaysia, and we have fulfilled our other ethical responsibilities in accordance with these requirements and the IESBA Code.

Our firm applies International Standard on Quality Management 1, Quality Management for Firms that Perform Audits or Reviews of Financial Statements, or Other Assurance or Related Services Engagements, and accordingly, maintains a comprehensive system of quality management, including documented policies and procedures regarding compliance with ethical requirements, professional standards, and applicable legal and regulatory requirements.

Management's Responsibilities

Management of the Company is responsible for:

- The preparation of the Subject Matters in accordance with the Reporting Criteria;
- Selection and application of appropriate methods to prepare the Subject Matters reported in the Report, which includes but not limited to the use of assumptions and estimates for disclosure which are reasonable; and
- Designing, implementing and maintaining internal control relevant to the preparation of the Subject Matters, in accordance with the Reporting Criteria, to enable the preparation of such information that is free from material misstatement, whether due to fraud or error

Our Responsibilities

Our responsibility is to express our conclusion on whether anything has come to our attention that causes us to believe that the Subject Matters and related disclosures as presented in the Report are not prepared, in all material respects, in accordance with the Reporting Criteria.

We have performed our limited assurance engagement in accordance with the scope of work agreed with Sunway as stated in our Engagement Letter dated 17 November 2025, including performing the engagement in accordance to ISAE 3000 which was issued by the International Auditing and Assurance Standards Board. The Standard require that we plan and perform our engagement to obtain limited assurance about whether the Subject Matters as presented in the Report are free from material misstatement.

A limited assurance engagement undertaken in accordance with ISAE 3000 involves assessing the suitability in the circumstances of Sunway's use of the Reporting Criteria specified as the basis of preparation used for the selected Subject Matters presented in the Report, assessing the risks of material misstatement thereof, whether due to fraud or error, responding to the assessed risks as necessary in the circumstances, and evaluating the overall presentation of the Subject Matters in the Report. We believe that the evidence obtained is sufficient and appropriate to provide a basis for our limited assurance conclusions.

BDO

Procedures Performed

Procedures performed in a limited assurance engagement vary in nature and timing from and are less in extent than for a reasonable assurance engagement. Consequently, the level of assurance obtained in a limited assurance engagement is substantially lower than the assurance that would have been obtained had a reasonable assurance engagement been performed.

Our procedures were designed to obtain a limited level of assurance on which to base our conclusion and do not provide all the evidence that would be required to provide a reasonable level of assurance.

Although we considered the effectiveness of management's internal controls when determining the nature and extent of our procedures, our assurance engagement was not designed to provide assurance on internal controls. Our procedures did not include testing controls or performing procedures relating to checking aggregation or calculation of data within IT systems.

Our limited assurance engagement on the Subject Matters consists of making enquiries, primarily of persons responsible for the preparation of the Subject Matters presented in the Report and applying analytical and other evidence gathering procedures as appropriate.

Our procedures included:

- Gaining an understanding of the Company's business, internal processes and approach to sustainability;
- Conducting interviews with key personnel and collating evidence to understand the Company's process for reporting performance indicators and disclosures, including inquiring regarding risks of misstatement and quality controls to address risks;
- Conducting limited assurance procedures over the selected Subject Matters, including:
  - i. Undertaking analytical procedures to support the reasonableness of the data;
  - ii. Checking that the calculation Reporting Criteria have been applied as per the methodologies for the Subject Matters;
  - iii. Identifying and testing assumptions supporting calculations;
  - iv. Testing, on a sample basis, underlying source information to check accuracy of the data;
  - v. Checking that measurements made at the end of the reporting period are entered in the records and the Report;
  - vi. Obtaining appropriate representations from management, in the form of a management representation letter addressed to us to confirm that the management believes that it has fulfilled its responsibilities.

BDO PLT INDEPENDENT ASSURANCE STATEMENT

BDO

Other Matters

Information relating to prior reporting periods has not been subject to assurance procedures. Our report does not extend to any disclosures or assertions relating to future performance plans and/or strategies disclosed in the Report. The maintenance and integrity of Sunway's website is the responsibility of Sunway's management. Our procedures did not involve consideration of these matters and, accordingly we accept no responsibility for any changes to the Subject Matters and related disclosures, the Report or to our independent limited assurance report that may have occurred since the initial date of presentation on the Sunway's website.

Restriction on distribution and use and disclaimer of liability to third parties and for any other purpose

This report, including the conclusion, has been prepared solely for the Board of Directors of Sunway, in accordance with the agreement between us, in connection with the performance of an independent limited assurance engagement on the Subject Matters, as reported by Sunway in the Report and should not be used or relied upon for any other purposes.

We consent the inclusion of this report in the Report to be disclosed on the website of Sunway at https://www.sunway.com.my/ to assist the Board of Directors in responding to their governance responsibilities by obtaining an independent limited assurance report on the Subject Matters in connection with the preparation of the Report.

As a result, we will not accept any liability or responsibility to any other party to whom our report is shown or into whose hands it may come. Any reliance on this report by any third party is entirely at its own risk.

BDO PLT
Kuala Lumpur
8 April 2026

5

STATEMENT OF ASSURANCE BY INTERNAL AUDITORS

Assurance Undertaken

In strengthening the accuracy and reliability of the Sustainability Report, selected sustainability indicators of this Sustainability Report have been subjected to an internal review by Group Internal Audit Department and has been approved by the Audit Committee.

Subject matter and indicators

The sustainability matters and indicators covered are as follows:-

No.	Sustainability Matters	Sustainability Indicators
1	Anti-corruption	Percentage of employees who have received training on anti-corruption by employee category
		Percentage of operations assessed for corruption-related risks
		Confirmed incidents of corruption and action taken
2	Community/ Society	Total amount invested in the community where the target beneficiaries are external to the listed issuer
		Total number of beneficiaries of the investment in communities
3	Diversity	Percentage of employees by gender and age group, for each employee category
		Percentage of directors by gender and age group
4	Energy management	Total energy consumption
5	Health and safety	Number of work-related fatalities
		Lost time incident rate
		Number of employees trained on health and safety standards
6	Labour practices and standards	Total hours of training by employee category
		Percentage of employees that are contractors or temporary staff
		Total number of employee turnover by employee category
		Number of substantiated complaints concerning human rights violations
7	Supply chain management	Proportion of spending on local suppliers
8	Data privacy and security	Number of substantiated complaints concerning breaches of customer privacy and losses of customer data
9	Water	Total volume of water used
10	Waste	Total waste generated, and breakdown of the following:- i) Total waste directed to disposal ii) Total waste diverted from disposal

Scope

The boundary of the internal review includes all Sunway Berhad's operations in Malaysia.

Sunway Group Internal Audit Department
25 March 2026

Abbreviations

AED	Automated External Defibrillator
AHU	Air Handling Unit
AI	Artificial Intelligence
AP	Accounts Payable
APHM	Association of Private Hospitals, Malaysia
ART	Artificial Reproductive Technique
ASLI	Asian Strategy & Leadership Institute
BEI	Building Energy Intensity
BEMS	Building Energy Management System
BII	Biodiversity Integrity Index
BOD	Biochemical Oxygen Demand
BOFA	Basic Occupational First Aid
BOO	Build-Own-Operate
BOVAEP	Board of Valuers, Appraisers, Estate Agents, and Property Managers
BRF	Biodiversity Risk Filter
BSC	Board Sustainability Committee
BSF	Black Soldier Fly
BSF	Black Soldier Fly
CBAM	Carbon Border Adjustment Mechanism
CDP	Carbon Disclosure Project
CDM	Construction Design and Management
CEMPIA	Customer Experience Management Platforms for Insights and Actions
CEP	Continuing Education Programme
CH_4	Methane
CIS	Construction Industry Standard
CO	Carbon Monoxide
CO_2	Carbon Dioxide
CO_2e	Carbon Dioxide Equivalent
COD	Chemical Oxygen Demand
CPR	Cardiopulmonary Resuscitation
CRM	Customer Relationship Management
CSHE	Chief Safety, Health and Environment
CSR	Corporate Social Responsibility

CVA	Completion and Verification Assessment
DEFRA	Department for Environment, Food and Rural Affairs
DOE	Department of Environment
DOSH	Department of Occupational Safety and Health
DSM	Department of Standards Malaysia
EAP	Employee Assistance Programme
eDNA	Environmental DNA
eGFR	Estimated Glomerular Filtration Rate
EQA	Environmental Quality Act
ERM	Enterprise Risk Management
ERT	Emergency Response Team
ESG	Environmental, Social and Governance
EUI	Energy Use Intensity
F&B	Food and Beverage
FBM Emas	FTSE Bursa Malaysia Emas Index
FIABCI	The International Real Estate Federation
FMM	Federation of Malaysian Manufacturers
FSC	Forest Stewardship Council
FTSE	Financial Times Stock Exchange
GBI	Green Building Index
GDV	Gross Development Value
GET	Green Electricity Tariff
GFA	Gross Floor Area
GHG	Greenhouse Gas
GHR	Group Human Resources
GIAD	Group Internal Audit Department
GRC	Group Risk and Compliance Department
GRI	Global Reporting Initiative
GS	Group Sustainability Department
GWP	Global Warming Potential
HCWRI	High-consequence Work-related Injuries
HIRARC	Hazard Identification, Risk Assessment and Risk Control

HOPE	Health Outreach Programme for Everyone
IAAPA	International Association of Amusement Parks and Attractions
ICP	Internal Carbon Pricing
IMS	Integrated Management System
IoT	Internet of Things
IPCC	Intergovernmental Panel on Climate Change
IRF	International Road Federation
ISO	International Organization for Standardization
ISSB	International Sustainability Standards Board
JCF	Jeffrey Cheah Foundation
KBA	Key Biodiversity Area
KPI	Key Performance Indicator
L&D	Learning and Development
LAWA	Life at Work Awards
LEAP	Locate, Evaluate, Assess, Prepare
LEED	Leadership in Energy and Environmental Design
LPR	License Plate Recognition
LTI	Lost Time Injury
LTIR	Lost Time Incident Rate
MAA	Malaysian Automotive Association
MAH	Malaysian Association of Hotels
MAP	Management Associate Programme
MARC	Malaysian Rating Corporation Berhad
MATFA	Malaysian Association of Theme Parks and Family Attractions
M&E	Mechanical and Electrical
MBAM	Master Builders Association Malaysia
MBIP	Iskandar Puteri City Council
MBPP	Penang Island City Council
MBSP	Seberang Perai City Council
MBSJ	Subang Jaya City Council
MIP	Malaysia Institute of Planners
MoU	Memorandum of Understanding

Abbreviations

MQA	Malaysia Quarries Association
MRT Corp	Mass Rapid Transit Corporation
MSC	Management Sustainability Committee
MSCI	Morgan Stanley Capital International
MSMA	Malaysia Shopping Malls Association
MSOSH	Malaysian Society for Occupational Safety and Health
MSQH	Malaysian Society for Quality in Health
N_2O	Nitrous Oxide
NDC	Nationally Determined Contribution
NG	Natural Gas
NKF	National Kidney Foundation of Malaysia
NO_x	Nitrogen Oxides
NSRF	National Sustainability Reporting Framework
O_3	Ozone
OHSEMS	Occupational Health, Safety and Environment Management System
OHSMP25	Occupational Safety and Health Masterplan 2021 - 2025
PERHILITAN	Department of Wildlife and National Parks Peninsular Malaysia
PIKOM	The National Tech Association of Malaysia
PLC	Public Listed Companies
PPBLM	Persatuan Pemborong Barangan Logam Malaysia
PRT	Positive Reinforcement Training
PV	Photovoltaic

QA/QC	Quality Assurance and Quality Control
QLASSIC	Quality Assessment System in Construction
R&D	Research and Development
REAM	Road Engineering Association of Malaysia
REHDA	Real Estate and Housing Developers' Association
REIT	Real Estate Investment Trust
RSI	Red Shield Industries
RTS	Rapid Transit System
SBMG	Sunway Building Materials Group
SCAN	Sustainability Collaboration Alliance Network
SCAS&FT	Spastic Children's Association of Selangor and Federal Territory
SCr	Serum Creatinine
SDSN	Sustainable Development Solutions Network
SEAZA	Southeast Asian Zoos & Aquarium Association
SEDG	Simplified ESG Disclosure Guide
SLC	Sunway Leadership Centre
SLL	Sustainability-Linked Loan
SMC	Sunway Medical Centre
SMEs	Small-to-Medium Enterprises
SOPs	Standard Operating Procedures
SO_x	Sulphur Oxides
SOC	Security Operations Centre
SPFM	Sunway Property & Facility Management

SPS	Sunway Paving Solutions
SPV2030	Shared Prosperity Vision 2030
SQMS	Sunway Quality Merit System
SRA	Supplier Risk Assessment
SRI	Sustainable and Responsible Investment
SSP	Shared Socioeconomic Pathway
SSTP	Senior Specialists Talent Programme
STP	Sunway Theme Parks
TCFD	Task Force on Climate-related Financial Disclosures
TNB	Tenaga Nasional Berhad
TSA	The Salvation Army
TSS	Total Suspended Solids
TVET	Technical and Vocational Education and Training
UCO	Used Cooking Oil
UKAS	United Kingdom Accreditation Service
UKM	Universiti Kebangsaan Malaysia
UPM	Universiti Putra Malaysia
UiTM	Universiti Teknologi MARA
VaR	Value at Risk
VCP	Vitrified Clay Pipe
VOC	Volatile Organic Compound
VUCA	Volatile, Uncertain, Complex, and Ambiguous
WTW	Waste to Wealth
XLTP	Executive Leaders Talent Programme

SUNWAY

[Registration No. 201001037627 (921551-D)]

Level 16, Menara Sunway, Jalan Lagoon Timur,
Bandar Sunway, 47500 Subang Jaya,
Selangor Darul Ehsan, Malaysia.
Tel : (603) 5639 8889 Fax: (603) 5639 9507

www.sunway.com.my

FSC
www.fsc.org
RECYCLED
Paper made from recycled material
FSC® C190339