Management Review

Key figures	4
Management Report	6
Segment Report	10
Strategy	14
Success stories	17

Key figures

Continuous progress

Sales growth generated
Sales in CHF million

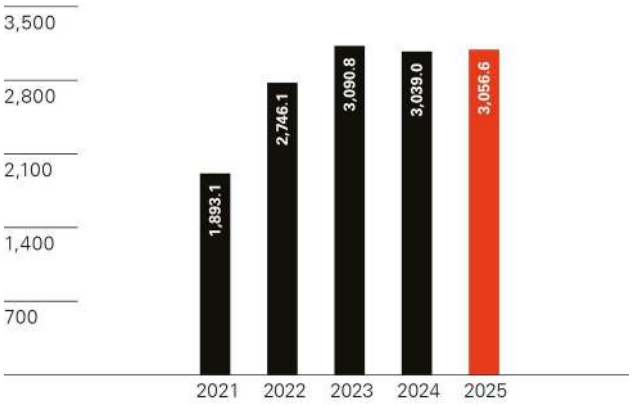

Emissions (Scope 1+2) reduced by –77.1% vs. 2020
CO_2 emissions in metric tons/net sales

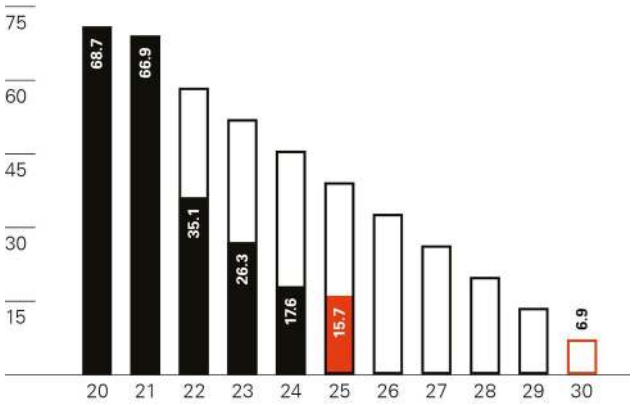

Solid profitability achieved
EBIT adjusted in % of net sales

12.2

Accident rate significantly improved
Number of accidents/million hours worked

2.9

Pleasing trend recorded in Asia and North America
Sales by end market/region in CHF million

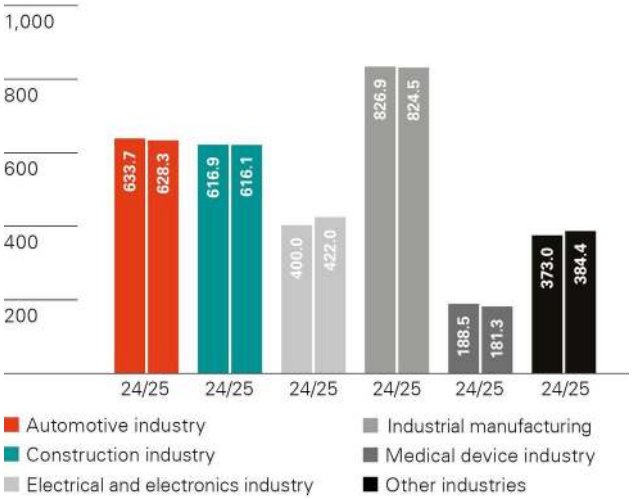

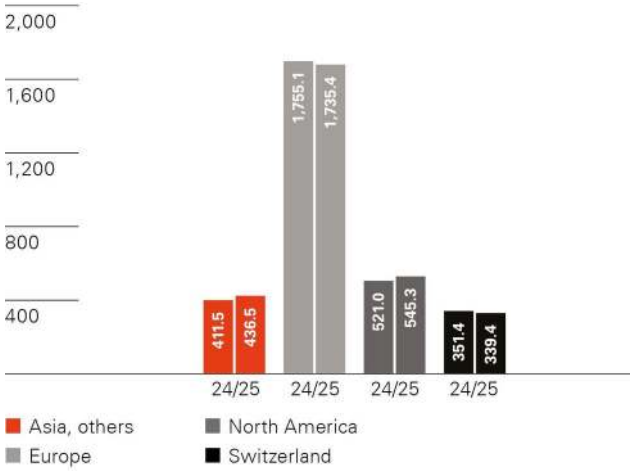

Sustainable results

Income statement in CHF million	2025	2024	2023	2022	2021
Sales	3,056.6	3,039.0	3,090.8	2,746.1	1,893.1
Change to previous year in %	0.6	–1.7	12.6	45.1	11.0
thereof currency effects	–2.9	–1.9	–4.1	–1.9	–0.1
thereof change in scope of consolidation	0.6	0.1	14.6	37.9	0.8
thereof organic growth	2.9	0.1	2.1	9.1	10.3
Net sales	3,045.4	3,031.1	3,073.0	2,738.7	1,897.3
EBITDA	466.6	479.8	486.0	448.1	407.1
in % of net sales	15.3	15.8	15.8	16.4	21.5
Operating profit (EBIT)	324.3	350.2	358.6	330.3	301.7
in % of net sales	10.6	11.6	11.7	12.1	15.9
Operating profit (EBIT) adjusted[1]	371.0	350.2	358.6	353.2	298.6
in % of net sales	12.2	11.6	11.7	12.9	15.7
Net income	220.2	242.7	268.5	270.6	248.0
in % of net sales	7.2	8.0	8.7	9.9	13.1
Balance sheet in CHF million					
Assets	2,512.7	2,612.2	2,546.8	2,574.2	1,839.1
Net cash (+)/debt (–)	–164.8	–335.1	–445.3	–477.7	279.1
Equity	1,618.8	1,559.2	1,375.7	1,303.6	1,450.4
in % of assets	64.4	59.7	54.0	50.6	78.9
Cash flow statement in CHF million					
Cash flow from operating activities	377.3	375.0	313.4	287.9	324.5
Purchase of property, plant, equipment and intangible assets	–103.7	–148.9	–174.0	–171.0	–121.4
Acquisition (–)/Disposal (+) of subsidaries, net of cash	–7.2	–17.1	–10.3	–519.1	–7.6
Employees					
Employees in FTE	13,646	13,689	13,198	13,282	10,509
Financial key ratios (unaudited)					
ROCE in %[2] (Return on Capital Employed)	21.1	19.4	20.4	22.7	26.1
ROIC in %[2] (Return on Invested Capital)	9.3	8.4	8.9	8.9	11.2
Non financial key ratios (Limited Assurance 2025)					
GHG emissions Scope 1+2 in metric tons/net sales[3]	15.7	17.6	26.3	35.1	66.9
Share of renewable electricity in %[3]	81.5	73.9	41.2	52.9	39.7
Number of accidents/million hours worked[3]	2.9	4.2	4.1	4.1	4.2
Share key ratios					
Earnings per share in CHF	5.63	6.21	6.84	6.95	6.51
Payout per share in CHF[4]	2.50	2.50	2.50	2.50	2.20
Payout in CHF million	97.3	97.2	97.2	97.2	82.0
Payout ratio in %[5]	44.4	40.3	36.5	36.4	33.6

[1]Adjustments are explained in the Information on the publication section
[2]Calculation of the key figure is shown in the Information on the publication section
[3]The figures for previous years have been restated due to a change in the consolidation methodology for joint ventures and expanded data collection
[4]Proposal to SFS Group's Annual General Meeting on April 22, 2026
[5]Calculation is based on the net income attributable to shareholders of SFS Group AG

Management Report

Resilience in turbulent times

The 2025 financial year was another challenging one for the SFS Group. As in the previous year, our end markets were characterized by enormous uncertainty and a reluctance to invest. We generated CHF 3,056.6 million in sales and achieved an adjusted EBIT margin of 12.2% due not only to our broad positioning across different end markets and regions but also the extraordinary commitment of our employees. This was also a key factor in the major progress we made in the area of sustainability.

Thomas Oetterli, Chair of the Board of Directors, and Jens Breu, CEO

Dear Shareholders,

The 2025 financial year proved to be another intense year against the backdrop of an adverse market environment. Uncertainty remained high in the end markets and reluctance to invest continued to put a damper on market momentum. Excess capacity, particularly in the automotive industry and industrial manufacturing in Europe, has caused demand to drop.

Ongoing political and economic upheavals as well as the continued appreciation of the Swiss franc made it necessary to take proactive steps. In the 2025 financial year, SFS introduced a program to streamline the global production and distribution network with the goal of aligning

production capacities with partially reduced customer demand and strengthening the focus on our core activities.

In the Engineered Components (EC) segment, SFS successfully made major progress in all end markets and continued its positive development. The Fastening Systems (FS) segment continued to be characterized by subdued demand, with the North American construction industry proving more dynamic than its European counterpart. In the Distribution & Logistics (D&L) segment, volumes remained at the previous year's level despite lower customer willingness to invest. With its planned acquisition of three partner companies – Gödde GmbH, Oltrogge Werkzeuge GmbH and Hch. Perschmann GmbH – by the end of March 2026, the SFS Group will be able to consolidate its market position in the trading business.

The SFS Group succeeded in achieving the financial targets thanks to its broad positioning across different end markets and regions as well as the measures implemented to boost profitability. Major investments made in the past few years continued to have their intended impact and contributed significantly to the overall results, while the local-for-local strategy systematically leverages opportunities arising from changing framework conditions.

SFS generated sales of CHF 3,056.6 million and growth of 0.6% in the 2025 financial year. Currency effects reduced sales growth by –2.9%. Organic growth amounted to 2.9%.

Solid financial basis
Profitability was impacted by occasionally low capacity utilization as well as non-recurring effects arising as a result of changes to the production and distribution network. Adjusted for these non-recurring effects, operating profit (EBIT) came to CHF 371.0 million, which corresponds to an adjusted EBIT margin of 12.2% (PY 11.6%). Operating profit (EBIT) including non-recurring effects declined to CHF 324.3 million (PY CHF 350.2 million) at an EBIT margin of 10.6% (PY 11.6%). Net income amounted to CHF 220.2 million (PY CHF 242.7 million) or 7.2% (PY 8.0%) of net sales. The SFS Group generated an excellent operating free cash flow of CHF 273.6 million (PY CHF 226.1 million). Earnings per share (EPS) amounted to CHF 5.63 (PY CHF 6.21) and were burdened by both the economic environment and the non-recurring effects. The equity ratio rose to 64.4% (PY 59.7%) – a clear indicator of financial strength.

The completion of several major projects and the focus on optimizing capacity utilization led to a significant decline in investments in buildings, equipment, hardware, and software, which amounted to CHF 103.7 million (PY CHF 148.9 million). Research and development expenses decreased to CHF 68.5 million (PY CHF 76.0 million), as key projects are nearing completion. They were charged in full to the income statement.

Sustainability is a priority at SFS. Significant ESG (Environment, Social, Governance) improvements were made in the reporting year.

Environment: Interim targets achieved ahead of time
The SFS Group successfully advanced the implementation of its climate strategy. Scope 1 and 2 greenhouse gas emissions were reduced by –9.9% versus the previous year. Compared to the 2020 reference year, this equates to a reduction of –77.1% in relation to net sales. A slight decline was also recorded for Scope 3 emissions. The climate targets for 2050 are consistent with the 1.5 °C target set by the Science Based Targets initiative (SBTi) and were validated at the end of 2025. The share of renewable electricity exceeded the interim target for 2025 significantly, totaling 81.5%

Social: Accident rate improved, number of potentially critical suppliers reduced
In the 2025 financial year, SFS made considerable progress in the area of occupational health and safety. The accident rate was lowered to 2.9 accidents per million working hours (PY 4.2). Standing at 5.9%, the share of permanent employees enrolled in dual education and training programs was once again within the target range of 5–7%.

With the aid of risk analyses, ESG monitoring and the mandatory Supplier Code of Conduct, the SFS Group reduced the number of potentially critical suppliers to 249 (PY 621) and increased the level of transparency in the value chain.

Governance: Moral and value-based corporate governance
The updated Code of Conduct for employees was implemented in the reporting year by means of trainings and internal audits. In the reporting year, no compliance violations resulting in fines or legal proceedings were recorded. Likewise, no incidents of corruption or bribery were reported. Furthermore, the company was not made aware of any human rights violations, including incidents of child labor, within its sphere of influence in 2025.

13,646 Value Creators
The SFS Group had 13,646 employees (FTEs, PY 13,689) around the world as at December 31, 2025.

Systematic risk assessments
The Group Executive Board and the Board of Directors perform regular assessments of the Group's most important business risks. Potential threats are thoroughly assessed at least once a year based on their likelihood of occurrence and loss amount.

Potential risks and appropriate mitigation measures were discussed again in detail during the reporting year. These discussions focused on the SFS Group's dependency on the global economic environment and geographic shifts in demand; currency fluctuations; geopolitical instabilities; data breaches and business interruptions due to cyber attacks or disruptions in global supply chains; natural disasters; and increasing regulatory requirements. Measures to mitigate these risks are being examined and implemented on an ongoing basis.

Changes in the Group Executive Board
The SFS Group made changes to its organizational structure and restructured its FS and D&L segments as of January 1, 2025. These efforts were aimed at sharpening the Group's focus on selected end markets, streamlining its decision-making processes and strengthening collaboration among the segments. Thomas Jung, previously Head of Region North America in the Construction division, has been Head of Segment FS since the start of 2025. Martin Reichenecker, previously Head of Division D&L International, took over responsibility for the D&L segment on January 1, 2025. Iso Raunjak, previously Head of Division D&L Switzerland, took on the role of Head of Corporate HR, Communications & ESG.

Against this same backdrop, the divisions in the EC segment were disbanded as at January 1, 2026, and the responsibilities were reassigned according to application areas. To strengthen and further develop all business areas in the Asian growth market, SFS has additionally merged them into the new Region Asia. Urs Langenauer, previously Head of Division Automotive, has been put in charge of the EC segment within the context of these changes. Martin Reichenecker took on the role of Head of Region Asia as of January 1, 2026. Iso Raunjak succeeded Martin Reichenecker at the helm of the D&L segment. Christina Burri strengthens the Group Executive Board in her role as Head of Corporate HR, Communications & ESG.



Changes in the Board of Directors
There were no changes in the Board of Directors during the 2025 financial year. No proposals for changes are planned for the 2026 Annual General Meeting either.

Looking ahead to the 33rd Annual General Meeting on April 22, 2026
The next Annual General Meeting of SFS Group AG will be held at Sportzentrum Aegeten in Widnau (Switzerland) on April 22, 2026. The Board of Directors proposes the payment of a dividend in the amount of CHF 2.50 per share (PY CHF 2.50), of which CHF 0.50 is to be distributed from the statutory capital reserve. CHF 2.00 will be paid from retained earnings. Further details will be provided with the invitation in March 2026.

Outlook for the 2026 financial year
The outlook is still characterized by considerable uncertainty. Against this backdrop, the Group will continue to focus on its rigorous customer orientation, pushing ahead with innovation projects and ensuring efficient and profitable business processes. We will steadfastly continue to pursue and implement the global production and distribution network streamlining program introduced in the 2025 financial year.

For the 2026 financial year, the SFS Group is focusing on the mid-term guidance and expects sales growth in local currencies, including scope of consolidation effects, of 3–6% as well as an adjusted EBIT margin of 12–15%.

Thank you
We would like to extend our gratitude to each and every employee at the SFS Group for their commitment, expertise and innovative energy, which were pivotal to SFS's good results and successful development in the reporting year.

We would also like to thank our business partners for the trusting and constructive collaboration that enables us to work together to create solutions with lasting added value.

Thanks go to our shareholders, as well, for their loyalty and the trust that supports the SFS Group's long-term development.

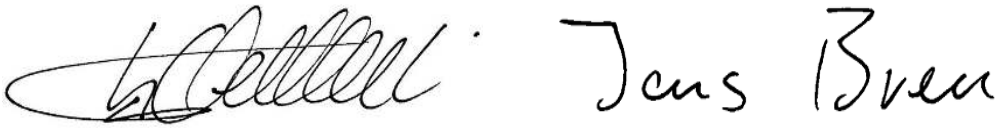

Thomas Oetterli
Chair of the Board of Directors

Jens Breu
CEO

Segment Report

Challenges addressed

Global trade policy upheavals weighed on the results of all three segments – Engineered Components (EC), Fastening Systems (FS) and Distribution & Logistics (D&L) – in the 2025 financial year. SFS made important progress in all end markets served by the EC segment. The FS and D&L segments were still shaped by subdued market momentum. The strategic growth projects were successfully continued in all segments. Due to the constantly changing market environment, the SFS Group launched a program to streamline the global production and distribution network.

The performances within the three divisions of the EC segment were once again positive during the 2025 financial year. Drivers for this in the Electronics division included applications for stamped precision components in the Mobile Devices business area and continued strong demand for components in nearline hard disk drives for data centers. In the Medical & Industrial Specials division, the Aerospace area in particular delivered a highly encouraging performance throughout the entire year. In the medical device industry, demand fell slightly short of expectations for the whole year, as key customers insourced manufacturing of some products. Despite excess capacity in the European automotive industry, the Automotive division achieved a positive result, partly due to the program to streamline the global production network.

Progress was successfully made in the ramp-ups of precision components and assemblies for brake systems at the Heerbrugg (Switzerland), Medina (USA) and Nantong (China) locations. The expansion of the plant in Kanagala (India) for the Electronics and Automotive divisions continued as planned.

Key figures Engineered Components in CHF million	**2025**	+/–%	2024
Third–party sales	1,134.4	1.7	1,115.4
Organic growth		5.8	
Net sales	1,140.3	1.4	1,124.9
EBITDA	256.2	8.5	236.2
in % of net sales	22.5		21.0
Operating profit (EBIT)	165.5	6.6	155.2
in % of net sales	14.5		13.8
Operating profit (EBIT) adjusted	180.2	16.1	155.2
in % of net sales	15.8		13.8
Average capital employed	909.1	–1.6	923.8
Investments	72.3	–31.9	106.1
ROCE in %[1]	19.8		16.8
GHG emissions Scope 1+2 in metric tons/net sales[2]	27.3	–11.9	31.0
Share of renewable electricity in %[2]	84.3		75.2
Employees in FTE	7,642	3.4	7,394
Number of accidents/million hours worked[2]	2.0	–33.3	3.0

[1]EBIT adjusted in % of average capital employed
[2]The figures for previous years have been restated due to a change in the consolidation methodology for joint ventures and expanded data collection

The results recorded in the FS segment, which serves customers in the European and North American construction industry, were impacted by both the economic environment and a regionally cold and unusually long winter at the start and end of the year. Over the course of financial year 2025, there was a slight recovery in demand, with the North American construction industry proving more dynamic than its European counterpart.

On August 1, 2025, the SFS Group acquired DB Building Fasteners. The distribution specialist with locations in the Californian cities of Ontario and Sacramento (USA) focuses on fastening systems and accessories for building envelopes. With this acquisition, SFS is increasing its access to the construction industry in the western USA and is thus consistently implementing its growth strategy.

Key figures Fastening Systems in CHF million	**2025**	+/–%	2024 restated[1]	2024 reported
Third–party sales	574.6	–0.9	579.9	480.6
Organic growth		–1.6		
Net sales	580.0	–1.5	589.1	488.5
EBITDA	76.1	–13.3	87.8	80.6
in % of net sales	13.1		14.9	16.5
Operating profit (EBIT)	61.9	–17.7	75.2	68.8
in % of net sales	10.7		12.8	14.1
Operating profit (EBIT) adjusted	70.7	–6.0	75.2	68.8
in % of net sales	12.2		12.8	14.1
Average capital employed	247.6	–4.0	257.9	228.9
Investments	12.6	–33.3	18.9	18.5
ROCE in %[2]	28.6		29.2	30.1
GHG emissions Scope 1+2 in metric tons/net sales[3]	17.3	–15.2	20.4	
Share of renewable electricity in %[3]	77.4		62.4	63.6
Employees in FTE	2,106	–2.1	2,151	2,046
Number of accidents/million hours worked[3]	4.2	–40.0	7.0	7.1

[1]The previous year's financial figures were adjusted to the new segment composition for better comparability
[2]EBIT adjusted in % of average capital employed
[3]The figures for previous years have been restated due to a change in the consolidation methodology for joint ventures, expanded data collection, and changes in the segment structure

Industrial manufacturing – mainly served by the D&L segment, which provides quality tools and in Switzerland additionally fastening technology – experienced subdued market momentum throughout another financial year. In this challenging environment, the D&L segment managed to achieve solid results thanks to its prudent cost management and comprehensive range of products and services.

With its planned acquisition of three partner companies – Gödde GmbH, Oltrogge Werkzeuge GmbH and Hch. Perschmann GmbH – at the end of March 2026, as well as the purchase of a 51% holding in 3D-printing specialist Jellypipe AG, SFS will be able to consolidate its market position in the trading business and continue to expand its technology offering. Hoffmann SE has enjoyed a close and successful collaboration with the three partner companies Gödde, Oltrogge and Perschmann for more than 30 years. The companies already benefit from each other in terms of product range design and infrastructure. In recent years, the collaboration has been steadily intensified and the sales partners have grown closer together, both operationally and culturally. This is evidenced by the recent integration of the local warehouses into Hoffmann's LogisticCity in Nuremberg (Germany), the most efficient logistics center for quality tools in Europe. Following the acquisition of Hoffmann in 2022, the SFS Group is pressing ahead with the internationalization of its trading business in Belgium, Luxembourg and Poland by taking this step. The acquisition of the three companies will enable the companies to pool their resources and realize advantages in terms of expertise and costs.

Key figures Distribution & Logistics in CHF million	**2025**	+/–%	2024 restated[1]	2024 reported
Third–party sales	1,347.6	0.3	1,343.7	1,443.0
Organic growth		2.4		
Net sales	1,339.7	0.2	1,336.5	1,437.1
EBITDA	142.4	–6.2	151.8	159.0
in % of net sales	10.6		11.4	11.1
Operating profit (EBIT)	113.5	–7.2	122.3	128.7
in % of net sales	8.5		9.2	9.0
Operating profit (EBIT) adjusted	131.0	7.1	122.3	128.7
in % of net sales	9.8		9.2	9.0
Average capital employed	588.6	–3.4	609.3	638.3
Investments	14.0	–6.7	15.0	15.4
ROCE in %[2]	22.3		20.1	20.2
GHG emissions Scope 1+2 in metric tons/net sales[3]	5.1	8.5	4.7	
Share of renewable electricity in %[3]	60.6		94.4	93.7
Employees in FTE	3,413	–6.9	3,664	3,769.0
Number of accidents/million hours worked[3]	4.1	–26.8	5.6	5.5

[1]The previous year's financial figures were adjusted to the new segment composition for better comparability
[2]EBIT adjusted in % of average capital employed
[3]The figures for previous years have been restated due to a change in the consolidation methodology for joint ventures, expanded data collection, and changes in the segment structure

Since January 1, 2025, the Construction & Wood business area of the D&L segment, which focuses on the construction industry, has been allocated to the FS segment. The previous year's figures have been restated to reflect the new segmentation in the interests of better comparability.

Changes to the production and distribution network

Due to the constantly changing market environment, particularly in industrial manufacturing and the automotive industry, SFS launched a program to streamline the global production and distribution network in the reporting year. Concentrating on a smaller number of production locations will facilitate an efficient use of resources and reduce complexity. This will also allow SFS to sharpen the focus on applications with a high potential for differentiation and clear customer benefits. These measures will help us achieve our growth and profitability targets. At the same time, the strategic priority of the local-for-local principle remains unchanged.

The company sales, transfers and site closures will affect a total of approximately 650 jobs. The implementation of the program is scheduled to be completed by the end of 2027. As at the publication date of the Annual Report 2025, the following projects have been implemented or initiated:

- To achieve economies of scale, activities related to blind riveting technology at the SFS location in Brunn am Gebirge (Austria) were transferred from Austria to Germany in the spring of 2025.
- Operations in Olpe (Germany) were discontinued in the second half of 2025. In response to the adverse market environment and declining demand, SFS decided to serve the end market of the window and furniture fitting industry exclusively from the Heerbrugg location in the future.
- The D&L segment's Asia-Pacific organizational unit gradually transferred its activities in Malaysia and Singapore to selected distribution partners, with the last transfer occurring in October 2025.
- With SFS's strategic focus on direct sales to industrial manufacturing customers, the D&L segment was no longer able to fully exploit the potential of the Swiss company Allchemet. Allchemet was therefore sold at the end of October to a group of buyers led by Thomas Krummenacher, the current managing director, who will continue to manage its operations.
- SFS's Turnov (Czech Republic) location mainly supplies customers in the automotive industry. Persistently adverse market conditions have prompted us to close the plant in 2026. Subject to economic feasibility and the customers' consent, the location's business will be transferred to Heerbrugg.
- At the Flawil location in Switzerland, deep drawing technology and cold forming processes are used to manufacture precision components for the automotive industry. With the aim of safeguarding profitability, SFS will withdraw from the deep drawing business in Europe and will close the location until the end of 2027. Approximately one-third of the 110 jobs affected by this will be transferred to Heerbrugg with the relocation of the cold forming operations. Attempts will be made to find individual solutions to transfer the other 75 employees within the company or to external partners.
- The economic conditions in Türkiye are very challenging for exporting companies. As the Torbalı site has not been profitable for some time, SFS is closing it at the end of March 2026. As a result of the closure, the approximately 180 employees cannot be retained.

With the implementation of this program, SFS anticipates a reduction in sales of approximately CHF 110 million as well as non-recurring costs of approximately CHF 75 million. As at December 31, 2025, non-recurring costs stood at CHF 46.7 million, which were adjusted in the EBIT.

Strategy

Inventing success together

The SFS Group creates added value for all stakeholders with solutions for mission-critical end applications – in line with the Value Proposition of "Inventing success together". As a Value Engineering specialist, we work in close partnership with our customers to develop sustainable products and systems based on our employees' high levels of application and technology expertise. A sustainable mindset and approach are key drivers of innovation that will help us achieve this goal. We analyze our impact on the economy, environment and society and strive for continuous improvement.

SFS is a worldwide company for application-critical precision components and assemblies, mechanical fastening systems, quality tools and procurement solutions. Our products are a reliable part of everyday life – from early in the morning to late at night, seven days a week. Our solutions mostly go unnoticed, as they are seamlessly integrated into our customers' applications, where they often fulfill mission-critical functions. Discover our solutions

The history of SFS began in 1928 with a hardware store in Altstätten (Switzerland). The cornerstone was laid for the development of industrial activities in 1960 when the company set up its own screw manufacturing plant in Heerbrugg (Switzerland). We focus on providing excellence in tool-based technologies such as cold forming, machining, secondary operations and injection molding. Discover our core technologies

Global presence
Today, the SFS Group operates 150 manufacturing sites and distribution companies in 35 countries in Asia, Europe and North America. It generated sales of CHF 3,056.6 million in the 2025 financial year with a workforce – our Value Creators – of approximately 13,600 (FTEs) around the world.

SFS is ideally positioned in terms of customer proximity owing to its local-for-local strategy. As a result, our customers benefit from greater supply reliability thanks to robust and sustainable supply chains.

SFS operates in the three segments Engineered Components (EC), Fastening Systems (FS) and Distribution & Logistics (D&L), which represent the company's different business models.

Engineered Components segment

In the EC segment, the SFS Group acts as development and manufacturing partner for customer-specific precision components, assemblies and fastening solutions. The business area serves customers in the automotive, electronics and medical device industries, as well as in the aerospace sector and in industrial manufacturing under the SFS, UNISTEEL, Tegra Medical and GESIPA® brands.

Fastening Systems segment

The FS segment develops, manufactures and markets application-specific mechanical fastening systems for the construction industry under the SFS, TFC and HECO® brands, among others.

Distribution & Logistics segment

In the D&L segment, the SFS Group is one of the leading system partners in the areas of quality tools, fasteners and other C-parts as well as procurement solutions for customers in industrial manufacturing. The segment is represented in the market by the SFS, Hoffmann Group, GARANT and HOLEX own brands, among others.

Our Value Proposition

SFS has set itself the goal of holding a leading position in the market for the development, manufacture and distribution of solutions for mission-critical end applications. We embrace a systematic customer focus in everything we do. We strive to create sustainable added value for our stakeholders through our products and services across the entire value chain – from the initial design concept to timely delivery.

The SFS components used in a customer's product often account for less than 1% of the total product cost. But the costs at the customer end arising from procurement, logistics and handling operations can be several times higher. That is why we are not primarily focusing on reducing our direct product costs and differentiating ourselves on price, but on optimizing our customers' overall product-related costs.

This approach generates a considerably higher cost-saving potential. Our Value Engineering model focuses on product design, the definition of manufacturing processes and leveraging the power of digitalization. This results in tailored products and intelligent and resource-efficient solutions that make our customers more competitive – "Inventing success together".

Strategic priorities

We follow a local-for-local approach

To ensure that we serve our customers in an optimal manner, the SFS Group pursues a local-for-local strategy, i.e. products are manufactured where they are needed. Short, robust supply chains guarantee fast response times and a high level of availability. Local know-how and close customer relationships allow us to provide tailor-made solutions of the highest quality. At the same time, the strategy strengthens regional locations, contributes to environmental protection and promotes sustainable growth locally. This way, we provide a combination of efficiency, customer proximity and reliability in every application.

Focus on megatrends

To meet our customers' needs, we operate within clearly defined end markets and regions, and focus on selected application areas that have strong underlying innovation and growth drivers. The megatrends relevant to SFS are:

- Digital revolution
- Resource constraints
- Demographic asymmetries
- Growing global risks
- Evolving consumption
- Innovation acceleration

These megatrends guide our decision-making and drive us to continuously enhance our expertise and our processes.

Creating sustainable added value

A sustainable mindset and approach are part of our DNA and are firmly enshrined in our business activities. We analyze our impact on the economy, environment and society and strive for continuous improvement. Discover our sustainability activities

Success stories

Creating added value

The goal of continual improvement in order to create added value for our customers requires a consistent mindset: the unwavering determination of SFS Value Creators to "Inventing success together". This is our DNA, powerfully brought to life in our success stories.

When precision saves lives

Blood clots can become life-threatening if they enter the lungs. To prevent this, a filter is inserted into the body's largest vein – the inferior vena cava (IVC). Tegra Medical, a company of the SFS Group, manufactures high-precision components that enable the safe placement of these IVC filters.

To the success story

Protecting resources, promoting safety

Occupational safety and environmental protection are deeply rooted in our corporate culture. In 2025, we again carried out numerous initiatives to make the daily work of our Value Creators safer and to highlight our responsibility for the environment. The following examples show this.

To the success story

Fastening solutions at the summit of a volcano

SFS supported the construction of "Gîte du Volcan", an environmentally friendly lodge in the heart of La Réunion National Park, by delivering stainless steel fasteners. Painted in the same color as the corten steel plates the fasteners deliver reliable resistance to local weather conditions.

To the success story

From training to management level growing together

For us, social sustainability means taking responsibility and promoting equal opportunities – for example, through social training projects or the targeted advancement of our employees. The focus here is on their long-term development: from their first day of training to the management level.

To the success story

Transparent production, measurable efficiency

The GREIPL Group exemplifies the transition to the smart factory. What began as a traditional manufacturer is now a modern system supplier. With Connected Manufacturing, GREIPL found the ideal software solution at Hoffmann, an SFS company.

To the success story

Taking responsibility together

From fair roast coffee from Africa to supporting a new building project in Switzerland, SFS assumes social responsibility. The focus is on partnerships, which have an impact because they are based on trust and responsibility.

To the success story