This document has been translated from the Japanese original report for reference purpose only.
Olympus Corporation assumes no responsibility for direct, indirect or any other forms of damages caused by misunderstanding from the translation.

Annual Securities Report

(Report pursuant to Article 24, Paragraph 1 of the Financial Instruments and Exchange Act)

The 157th fiscal year
(fiscal year ended March 31, 2025)

From April 1, 2024 to March 31, 2025

Olympus Corporation

(E02272)

Table of Contents

[Cover] 3
Part I. Company Information 4
I. Overview of Company 4
1. Key Financial Data 4
2. History 6
3. Description of Business 8
4. Subsidiaries and Other Affiliated Entities 10
5. Employees 14
II. Overview of Business 16
1. Management Policy, Business Environment, Issues to Address 16
2. Approach and Initiatives for Sustainability 21
3. Business Risks 32
4. Management Analysis of Financial Position, Operating Results and Cash Flows 39
5. Material Contracts, etc. 48
6. Research and Development Activities 49
III. Information about Facilities 51
1. Overview of Capital Investment 51
2. Major Facilities 52
3. Planned Addition, Retirement, and Other Changes of Facilities 57
IV. Information about Reporting Company 60
1. Company's Shares, etc. 60
2. Share Repurchase 66
3. Dividend Policy 67
4. Corporate Governance, etc. 69
V. Financial Information 181
1. Consolidated Financial Statements and Other Notes 182
2. Non-Consolidated Financial Statements and Other Notes 264
VI. Outline of Share-Related Administration of Reporting Company 289
VII. Reference Information of Reporting Company 290
1. Information about Parent of Reporting Company 290
2. Other Reference Information 290
Part II. Information about Reporting Company's Guarantor, etc. 292

[Audit report]

[Internal control report]

[Cover]

[Document Submitted]	Annual Securities Report
[Article of the Applicable Law Requiring Submission of This Document]	Article 24, Paragraph 1 of the Financial Instruments and Exchange Act
[Submitted to]	Director-General of the Kanto Local Finance Bureau
[Date of Submission]	June 19, 2025
[Fiscal Year]	The 157th fiscal year (fiscal year ended March 31, 2025) (from April 1, 2024 to March 31, 2025)
[Company Name]	Olympus Kabushiki Kaisha
[Company Name in English]	OLYMPUS CORPORATION
[Position and Name of Representative]	Yasuo Takeuchi, Director, Representative Executive Officer, Executive Chairperson and ESG Officer
[Location of Head Office]	2951 Ishikawa-machi, Hachioji-shi, Tokyo
[Telephone Number]	042-642-2111 (main)
[Name of Contact Person]	Takayuki Aoyagi, Vice President, Accounting Department
[Nearest Place of Contact]	2951 Ishikawa-machi, Hachioji-shi, Tokyo
[Telephone Number]	042-642-2111 (main)
[Name of Contact Person]	Takaaki Sakurai, Vice President, Investor Relations
[Place Where Available for Public Inspection]	Tokyo Stock Exchange, Inc. (2-1 Nihonbashi Kabutocho, Chuo-ku, Tokyo, Japan)

Part I. Company Information

I. Overview of Company

1. Key Financial Data

(1) Key financial data of group

Fiscal Year		153rd	154th	155th	156th	157th
Year End		March 2021	March 2022	March 2023	March 2024	March 2025
Revenue	(Millions of yen)	730,544	750,123	881,923	925,752	997,332
Profit before tax	(Millions of yen)	76,810	141,701	182,294	43,611	159,070
Profit attributable to owners of parent	(Millions of yen)	12,918	115,742	143,432	242,566	117,855
Comprehensive income attributable to owners of parent	(Millions of yen)	36,670	160,773	196,481	316,062	113,464
Equity attributable to owners of parent	(Millions of yen)	394,326	510,168	640,085	757,186	751,733
Total assets	(Millions of yen)	1,183,453	1,357,999	1,508,701	1,534,216	1,432,826
Equity attributable to owners of parent per share	(Yen)	306.72	400.75	510.62	649.59	666.54
Basic earnings per share	(Yen)	10.05	90.22	113.22	199.91	102.99
Diluted earnings per share	(Yen)	10.04	90.17	113.08	199.44	102.80
Ratio of equity attributable to owners of parent to total assets	(%)	33.3	37.6	42.4	49.4	52.5
Ratio of equity attributable to owners of parent to profit	(%)	3.4	25.6	24.9	34.7	15.6
Price-earnings ratio	(Times)	227.96	25.93	20.48	11.07	18.91
Cash flows from operating activities	(Millions of yen)	124,122	169,729	98,490	42,365	190,463
Cash flows from investing activities	(Millions of yen)	(118,918)	(71,016)	(58,414)	359,992	(65,469)
Cash flows from financing activities	(Millions of yen)	40,800	(40,667)	(143,178)	(276,010)	(211,542)
Cash and cash equivalents at end of period	(Millions of yen)	217,478	302,572	205,512	340,933	252,532
Numbers of employees	(Persons)	31,653	31,557	32,805	28,838	29,297
(Excludes average number of temporary employees)		[1,135]	[934]	[786]	[942]	[699]

Notes: 1. The consolidated financial statements are prepared in accordance with International Financial Reporting Standards (hereinafter "IFRS").

2. Separately from the number of employees in the key financial data of group, the average number of temporary employees is shown in parentheses.

3. The Orthopedic Business has been classified as a discontinued operation from the 157th fiscal year (fiscal year ended March 31, 2025). As a result, revenue and profit before tax for the 157th fiscal year (fiscal year ended March 31, 2025) in the above financial data show the amounts from continuing operations from which the discontinued operation has been excluded, and profit attributable to owners of parent shows the aggregate of continuing operations and discontinued operation. The same reclassification has been made for revenue and profit before tax for the 156th fiscal year (fiscal year ended March 31, 2024) in the above financial data. For more information on discontinued operation, please refer to "V. Financial Information, 1. Consolidated Financial Statements, etc., Notes to the Consolidated Financial Statements, 41. Discontinued Operation."

(2) Business results of reporting company

Fiscal Year		153rd	154th	155th	156th	157th
Year End		March 2021	March 2022	March 2023	March 2024	March 2025
Revenue	(Millions of yen)	344,134	378,637	380,014	379,373	389,797
Ordinary profit	(Millions of yen)	49,000	57,187	152,299	135,139	69,516
Profit	(Millions of yen)	8,541	84,844	130,338	293,613	61,665
Share capital	(Millions of yen)	124,643	124,643	124,643	124,643	124,643
Total number of issued shares	(Thousand shares)	1,370,915	1,299,294	1,266,179	1,215,147	1,139,116
Net assets	(Millions of yen)	349,770	357,229	418,309	512,912	457,205
Total assets	(Millions of yen)	826,569	900,917	973,602	954,925	913,012
Net assets per share	(Yen)	271.69	280.30	333.48	439.81	405.22
Dividend per share	(Yen)	12.00	14.00	16.00	18.00	20.00
(Includes interim dividend paid per share)	(Yen)	[–]	[–]	[–]	[–]	[–]
Basic earnings per share	(Yen)	6.64	66.13	102.88	241.97	53.89
Diluted earnings per share	(Yen)	6.64	66.10	102.76	241.41	53.79
Equity ratio	(%)	42.3	39.6	42.9	53.7	50.1
Rate of return on equity	(%)	2.4	24.0	33.6	63.1	12.7
Price-earnings ratio	(Times)	345.0	35.4	22.5	9.1	36.1
Payout ratio	(%)	180.7	21.2	15.6	7.4	37.1
Numbers of employees	(Persons)	4,775	3,478	2,727	2,834	2,494
Total shareholder return	(%)	147.4	151.4	151.1	145.5	129.8
(Comparison indicator: TOPIX (including dividends))	(%)	(142.1)	(145.0)	(153.4)	(216.8)	(213.4)
Highest share price	(Yen)	2,476	2,741	3,198	2,532	2,867
Lowest share price	(Yen)	1,413	1,998	2,175	1,782	1,931

Notes: 1. The highest and lowest share prices are those quoted on the Prime Market of the Tokyo Stock Exchange from April 4, 2022, and on the First Section of the Tokyo Stock Exchange before that date.

2. Effective October 1, 2021, Olympus Corporation has transferred a domestic sales function in the medical field to its subsidiary Olympus Marketing, Inc. through an absorption-type company split in order to strengthen the domestic sales structure in the medical field.

3. Effective April 1, 2022, Olympus Corporation transferred its Scientific Solutions Business to its subsidiary, Evident Corporation, through an absorption-type split, in order to achieve sustainable growth and profitability in the Scientific Solutions Business. On April 3, 2023, the Scientific Solutions Business was transferred to K.K. BCJ-66 with the aim of enhancing the corporate value of the Olympus Group and realizing autonomous and sustainable growth for the Scientific Solutions Business.

2. History

Month / Year	Overview
October 1919	Takachiho Seisakusho was established in Hatagaya, Shibuya-ku, Tokyo, with a view to achieving domestic production of microscopes and other optical machinery
April 1936	Began manufacturing photographic equipment
June 1942	Renamed Takachiho Optical Co., Ltd.
February 1944	Opened Ina Factory (currently Nagano Facility) in Ina-shi, Nagano Prefecture
January 1949	Renamed Olympus Optical Co., Ltd.
May 1949	Stock listed on the Tokyo Stock Exchange
May 1952	Began manufacturing medical equipment
May 1955	Participated in the management of Takachiho Shokai and strengthened domestic sales of photographic equipment
October 1960	Began manufacturing measuring equipment
August 1963	Opened Hachioji Plant (currently Technology Development Center Ishikawa) in Hachioji-shi, Tokyo
May 1964	Established Olympus Optical Co. (Europa) GmbH (currently Olympus Europa SE & Co. KG, a consolidated subsidiary) to strengthen sales of Olympus Corporation's products in Europe (subsequently established manufacturing and sales locations throughout Europe)
January 1968	Established Olympus Corporation of America (currently Olympus America Inc., a consolidated subsidiary) to strengthen sales of microscopes and medical equipment in the U.S.
May 1969	Established Olympus Seiki (currently Aizu Olympus Co., Ltd., a consolidated subsidiary) (subsequently established manufacturing affiliates in various locations in Japan)
March 1977	Established Olympus Camera Corporation (currently Olympus America Inc., a consolidated subsidiary) to strengthen sales of photographic equipment in the U.S.
February 1980	Relocated headquarters to Nishi-Shinjuku, Shinjuku-ku, Tokyo
November 1981	Established Tatsuno Plant (currently Nagano Facility) in Kamiina-gun, Nagano Prefecture
February 1988	Opened Utsugi Technology Research Institute in Hachioji-shi, Tokyo
June 1990	Established Olympus USA Incorporated (currently Olympus Corporation of the Americas, a consolidated subsidiary) to strengthen the business foundation in the U.S.
April 1993	Opened Hinode Plant in (relocated Hachioji Plant to) Nishitama-gun, Tokyo
October 2003	Renamed Olympus Corporation
October 2004	Spun off the Imaging and Medical businesses to create Olympus Imaging Corporation and Olympus Medical Systems Corp.
June 2005	Established Olympus NDT Corporation to strengthen non-destructive testing business
February 2008	Acquired Gyrus Group PLC to strengthen the surgical area in the medical field
April 2011	Set Olympus Corporation of Asia Pacific Limited as the supervising company for Asia and Oceania to strengthen the business foundation in the region.
October 2011	Olympus Opto-Technology Co. Ltd. and Okaya Olympus Co., Ltd. merged to form Nagano Olympus Co., Ltd. (currently a consolidated subsidiary)
September 2012	Transferred the information and communication business to IJ Holdings, Inc. established by Japan Industrial Partners, Inc.
April 2015	Absorbed the medical and imaging businesses through an absorption-type company split in which Olympus Corporation is the succeeding company and Olympus Medical Systems Corp. is the splitting company, and an absorption-type merger between Olympus Corporation and Olympus Imaging Corporation.
April 2016	Changed the address of registered head office to Hachioji-shi, Tokyo
April 2020	Split off certain functions such as R&D, manufacturing, and repair planning to Olympus Medical Systems Corp. through an absorption-type company split to strengthen Olympus Corporation's quality regulatory functions in the medical field
January 2021	Transferred the Imaging business to OM Digital Solutions Corporation and then to OJ Holdings, Ltd. established by Japan Industrial Partners, Inc.
February 2021	Acquired Quest Photonic Devices B.V. to strengthen fluorescence imaging technology in the medical field for surgical applications
May 2021	Acquired Medi-Tate Ltd. to strengthen the urology area in the medical field
October 2021	Transferred the domestic sales function of the medical business to Olympus Medical Science Sales Corporation, and Olympus Medical Science Sales Corporation renamed Olympus Marketing, Inc.
April 2022	Spun off the Scientific Solutions business to create Evident Corporation
December 2022	Acquired Odin Medical Ltd. to strengthen the use of digital technology in the medical field

Month / Year	Overview
April 2023	Transferred Evident Corporation to K.K. BCJ-66, a special purpose company indirectly owned by funds advised by Bain Capital Private Equity, LP
April 2024	Relocated headquarters to Ishikawa-machi, Hachioji-shi, Tokyo
July 2024	Transferred the Orthopedic business to PTCJ-6O Holdings Inc. and PTCJ-6F Holdings Inc., established by Polaris Capital Group Co., Ltd.

3. Description of Business

The Olympus Group consists of Olympus Corporation, 81 subsidiaries and 3 affiliates, and is primarily engaged in the manufacturing and sales of endoscopic solutions and therapeutic solutions, as well as serving as a holding company and engaging in financial investment and other business activities related to each business.

The following two businesses, “Endoscopic Solutions” and “Therapeutic Solutions” are the same as the segment classifications stated in “V. Financial Information, 1. Consolidated Financial Statements, etc., (1) Consolidated Financial Statements, Notes to the Consolidated Financial Statements, 6. Business Segments.”

In the past, the Olympus Group had three reportable segments: “Endoscopic Solutions Business,” “Therapeutic Solutions Business,” and “Other.” However, from the six months ended September 30, 2024, we have changed to two reportable segments: “Endoscopic Solutions Business” and “Therapeutic Solutions Business.” For more information, please refer to “V. Financial Information, 1. Consolidated Financial Statements, etc., (1) Consolidated Financial Statements, Notes to the Consolidated Financial Statements, 6. Business Segments.”

Business	Principal products and businesses	Names of major companies
Endoscopic Solutions	GI Endoscopy, surgical endoscopes, medical service	Olympus Corporation (Consolidated subsidiaries) Olympus Medical Systems Corp., Olympus Marketing, Inc., Aizu Olympus Co., Ltd., Shirakawa Olympus Co., Ltd., Nagano Olympus Co., Ltd., TmediX Corporation, Olympus America Inc., Olympus Europa SE & Co. KG, Olympus Deutschland GmbH, KeyMed (Medical & Industrial Equipment) Ltd., Olympus Winter & Ibe GmbH, Olympus (Beijing) Sales & Service Co., Ltd., Olympus Korea Co., Ltd., Olympus Singapore Pte. Ltd. (Affiliated companies) Sony Olympus Medical Solutions Inc.
Therapeutic Solutions	GI EndoTherapy, urology products, respiratory products, energy devices, ENT products, gynecology products	Olympus Corporation (Consolidated subsidiaries) Olympus Medical Systems Corp., Olympus Marketing, Inc., Aomori Olympus Co., Ltd., TmediX Corporation, Olympus America Inc., Olympus Europa SE & Co. KG, Olympus Deutschland GmbH, Gyrus ACMI, Inc., Olympus Winter & Ibe GmbH, Olympus (Beijing) Sales & Service Co., Ltd., Olympus Korea Co., Ltd., Olympus Singapore Pte. Ltd., Olympus Vietnam Co., Ltd.
Common	Holding company, financial investment	Olympus Corporation (Consolidated subsidiaries) Olympus Corporation of the Americas, Olympus Europa Holding SE, Olympus Europa SE & Co. KG, Olympus (China) Co., Ltd., Olympus Corporation of Asia Pacific Limited., Olympus Global Treasury Services Limited

The business structure of the Olympus Group as of March 31, 2025 is shown in the following diagram, which schematically illustrates the matters described above.

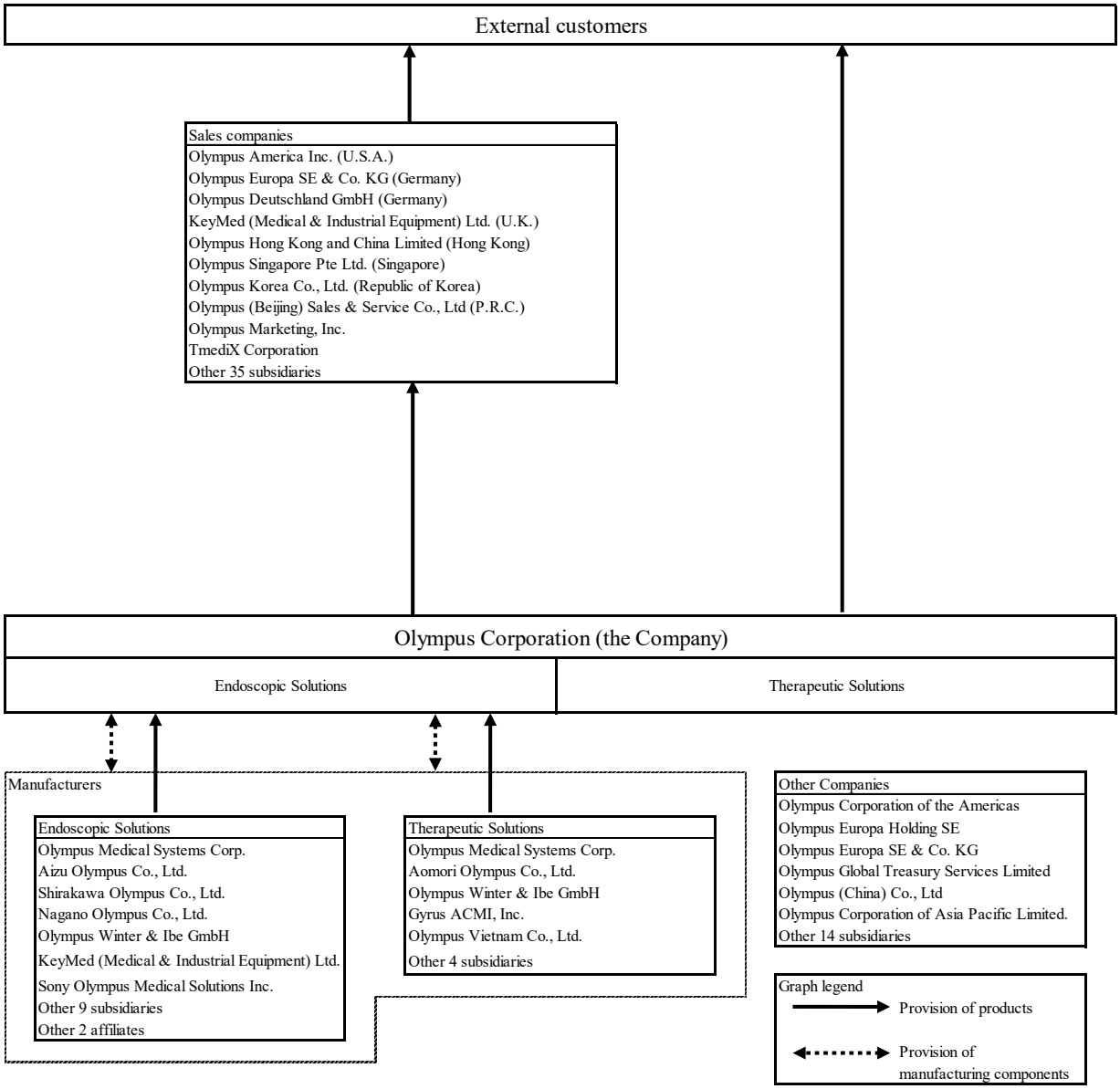

4. Subsidiaries and Other Affiliated Entities

(As of March 31, 2025)

Company name	Location	Capital stock or capital contribution	Main business	Voting rights held by Olympus Corporation (%)	Relationship with Olympus Corporation				
					Concurrent officers, etc.		Financial assist-ance loans	Business transactions	Major profit/loss information, etc. (1) Revenue (2) Operating profit (3) Profit (4) Total equity (5) Total assets (Millions of yen)
					Officers of the reporting company	Employ-ees of the reporting company			
(Consolidated subsidiaries) Olympus Medical Systems Corp. (Note 2)	Hachioji-shi, Tokyo	¥90 million	Manufacturing Endoscopic Solutions Business products and Therapeutic Solutions Business products	100	Yes	Yes	No	Manufacturing Olympus Corporation's products	
Aizu Olympus Co., Ltd. (Note 2)	Aizu-Wakamatsu-shi, Fukushima	¥214 million	Manufacturing Endoscopic Solutions Business products	100	No	Yes	No	Manufacturing Olympus Corporation's products	
Aomori Olympus Co., Ltd.	Kuroishi-shi, Aomori	¥26 million	Manufacturing Therapeutic Solutions Business products	100	No	Yes	No	Manufacturing Olympus Corporation's products	
Nagano Olympus Co., Ltd.	Tatsuno-machi, Kamiina-gun, Nagano	¥100 million	Manufacturing Endoscopic Solutions Business products	100	No	Yes	Lending of ¥137 million for working capital	Manufacturing Olympus Corporation's products	
Shirakawa Olympus Co., Ltd.	Nishigo-mura, Nishishirakawa-gun, Fukushima	¥80 million	Manufacturing Endoscopic Solutions Business products	100	No	Yes	No	Manufacturing Olympus Corporation's products	
Olympus Marketing, Inc. (Notes 2, 3)	Shinjuku-ku, Tokyo	¥96 million	Sales of Endoscopic Solutions Business products and Therapeutic Solutions Business products	100	No	Yes	No	Sales of Olympus Corporation's products	(1) 105,030 (2) 10,469 (3) 7,140 (4) 33,115 (5) 72,045
TmediX Corporation (Note 1)	Shinjuku-ku, Tokyo	¥50 million	Lease of products of the Endoscopic Solutions Business	100 [100]	No	Yes	No	Sales of Olympus Corporation's products	
Olympus-Supportmate Corp.	Hachioji-shi, Tokyo	¥10 million	Administration services for domestic subsidiaries and affiliates	100	No	Yes	No	Provision of administration services	
Olympus Corporation of the Americas (Note 2)	Pennsylvania, U.S.A.	US$15 thousand	Holding company of corporate planning and financial support to affiliated companies in Americas region	100	Yes	Yes	No	Sales of Olympus Corporation's products	

Company name	Location	Capital stock or capital contribution	Main business	Voting rights held by Olympus Corporation (%)	Relationship with Olympus Corporation				
					Concurrent officers, etc.		Financial assist-ance loans	Business transactions	Major profit/loss information, etc. (1) Revenue (2) Operating profit (3) Profit (4) Total equity (5) Total assets (Millions of yen)
					Officers of the reporting company	Employ-ees of the reporting company			
Olympus America Inc. (Notes 1, 2, 3)	Pennsylvania, U.S.A.	US$0 thousand	Sales of Endoscopic Solutions Business products and Therapeutic Solutions Business products	100 [100]	No	Yes	No	Sales of Olympus Corporation's products	(1) 385,614 (2) 85,141 (3) 69,461 (4) 176,425 (5) 250,747
Olympus Latin America, Inc. (Note 1)	Florida, U.S.A.	US$0 thousand	Sales of Endoscopic Solutions Business products and Therapeutic Solutions Business products	100 [100]	No	Yes	No	Sales of Olympus Corporation's products	
Gyrus ACMI, Inc. (Notes 1, 2)	Massachusetts, U.S.A.	US$1 thousand	Manufacturing Therapeutic Solutions Business products	100 [100]	Yes	Yes	No	No	
Olympus Innovation Ventures, LLC (Note 1)	Massachusetts, U.S.A.	US$0 thousand	Investment in Endoscopic Solutions Business and Therapeutic Solutions Business	100 [100]	Yes	No	No	No	
Olympus Europa Holding SE	Hamburg, Germany	€1,000 thousand	Holding company of corporate planning to affiliated companies in Europe region	100	Yes	Yes	No	No	
Olympus Europa SE & Co. KG (Notes 1, 2)	Hamburg, Germany	€100,000 thousand	Holding company and sales of Endoscopic Solutions Business products and Therapeutic Solutions Business products	100 [100]	No	No	No	Sales of Olympus Corporation's products	
Olympus Deutschland GmbH (Note 1)	Hamburg, Germany	€10,100 thousand	Sales of Endoscopic Solutions Business products and Therapeutic Solutions Business products	100 [100]	No	Yes	No	Sales of Olympus Corporation's products	
Olympus France S.A.S. (Note 1)	Rungis Cedex, France	€3,914 thousand	Sales of Endoscopic Solutions Business products and Therapeutic Solutions Business products	100 [100]	No	No	No	Sales of Olympus Corporation's products	
Olympus Winter & Ibe GmbH (Note 1)	Hamburg, Germany	€8,182 thousand	Manufacturing Endoscopic Solutions Business products and Therapeutic Solutions Business products	100 [100]	Yes	Yes	No	Manufacturing Olympus Corporation's products	

Company name	Location	Capital stock or capital contribution	Main business	Voting rights held by Olympus Corporation (%)	Relationship with Olympus Corporation				
					Concurrent officers, etc.		Financial assist-ance loans	Business transactions	Major profit/loss information, etc. (1) Revenue (2) Operating profit (3) Profit (4) Total equity (5) Total assets (Millions of yen)
					Officers of the reporting company	Employ-ees of the reporting company			
KeyMed (Medical & Industrial Equipment) Ltd. (Note 1)	Essex, U.K.	£10 thousand	Manufacturing and sales of Endoscopic Solutions Business products	100 [100]	No	Yes	No	Sales and manufacturing of Olympus Corporation's products	
Quest Photonic Devices B.V. (Note 1)	Wieringerwerf, The Netherlands	€19 thousand	Development of Endoscopic Solutions Business products	100 [100]	No	Yes	No	Development of Olympus Corporation's products	
Arc Medical Design Limited (Note 1)	West Yorkshire, U.K.	£52 thousand	Manufacturing Therapeutic Solutions Business products	100 [100]	No	Yes	No	Manufacturing Olympus Corporation's products	
Olympus Global Treasury Services Limited	Essex, U.K.	£52,764 thousand	Fund management of the whole group	100	Yes	Yes	No	No	
Odin Medical Ltd.	London, U.K.	£0 thousand	Development of Endoscopic Solutions Business products	100	No	Yes	No	Development of Olympus Corporation's products	
Medi-Tate Ltd. (Note 1)	Or-Akiva, Israel	₪28 thousand	Development and manufacturing of Therapeutic Solutions Business products	100 [100]	No	Yes	No	Manufacturing Olympus Corporation's products	
Olympus Corporation of Asia Pacific Limited (Note 2)	Hong Kong	HK$1,729,704 thousand	Holding company of corporate planning to affiliated companies in Asia region	100	Yes	Yes	No	No	
Olympus Hong Kong and China Limited (Note 1)	Hong Kong	HK$540,000 thousand	Sales of Endoscopic Solutions Business products and Therapeutic Solutions Business products	100 [100]	No	Yes	No	Sales and manufacturing of Olympus Corporation's products	
Olympus (China) Co., Ltd. (Note 1)	Beijing, P.R.C.	US$31,000 thousand	Holding company of corporate planning to affiliated companies in China	100 [100]	Yes	Yes	No	No	
Olympus (Beijing) Sales & Service Co., Ltd. (Note 1)	Beijing, P.R.C.	US$5,000 thousand	Sales of Endoscopic Solutions Business products and Therapeutic Solutions Business products	100 [100]	No	Yes	No	Sales of Olympus Corporation's products	

Company name	Location	Capital stock or capital contribution	Main business	Voting rights held by Olympus Corporation (%)	Relationship with Olympus Corporation				
					Concurrent officers, etc.		Financial assist-ance loans	Business transactions	Major profit/loss information, etc. (1) Revenue (2) Operating profit (3) Profit (4) Total equity (5) Total assets (Millions of yen)
					Officers of the reporting company	Employ-ees of the reporting company			
Olympus Trading (Shanghai) Limited (Notes 1, 2)	Shanghai, P.R.C.	US$1,000 thousand	Sales of Endoscopic Solutions Business products and Therapeutic Solutions Business products	100 [100]	No	Yes	No	Import and sales of Olympus Corporation's products	
Olympus Korea Co., Ltd.	Seoul, Republic of Korea	₩18,000 million	Sales of Endoscopic Solutions Business products and Therapeutic Solutions Business products	100	Yes	Yes	No	Sales of Olympus Corporation's products	
Olympus Singapore Pte. Ltd. (Note 1)	Singapore	S$330 thousand	Sales of Endoscopic Solutions Business products and Therapeutic Solutions Business products	100 [100]	No	Yes	No	Sales of Olympus Corporation's products	
Olympus Vietnam Co., Ltd.	Vietnam	US$24,000 thousand	Manufacturing Therapeutic Solutions Business products	100	No	Yes	No	Manufacturing Olympus Corporation's products	
Olympus Australia Pty Ltd. (Note 1)	Victoria, Australia	A$7,928 thousand	Sales of Endoscopic Solutions Business products and Therapeutic Solutions Business products	100 [100]	No	Yes	No	Sales of Olympus Corporation's products	
48 others	–	–	–	–	–	–	–	–	–
(Equity method affiliated companies)									
Sony Olympus Medical Solutions Inc.	Hachioji-shi, Tokyo	¥50 million	Development of Endoscopic Solutions Business products	49	No	Yes	Lending of ¥784 million for working capital	Development of Olympus Corporation's products	
2 others	–	–	–	–	–	–	–	–	–

Notes: 1. Figures disclosed in parentheses in the "Voting rights held by Olympus Corporation" column represent voting rights held indirectly by Olympus Corporation.

2. The company falls under the category of "specified subsidiary."

3. Olympus Marketing, Inc. and Olympus America Inc. account for more than one-tenth of consolidated revenue.

4. No company has filed a securities registration statement or securities report.

5. Employees

(1) Information about group

(As of March 31, 2025)

Segment	Numbers of employees (persons)	
Endoscopic Solutions	16,139	[369]
Therapeutic Solutions	8,399	[173]
Other	26	[0]
Management division	4,733	[157]
Total	29,297	[699]

Notes: 1. The number of employees represents individuals working within the Olympus Group.

2. The number of employees includes employees on loan to the Olympus Group but does not include employees on loan outside the Olympus Group. The average number of temporary employees for the year is shown in parentheses.

3. The Orthopedic Business is excluded from the Other segment due to being transferred in the fiscal year ended March 31, 2025. The number of employees in the Orthopedic Business decreased by 337 from the fiscal year ended March 31, 2024.

(2) Information about reporting company

(As of March 31, 2025)

Numbers of employees (persons)	Average age (years)	Average length of service (years)	Average annual salary (yen)
2,494	43.31	13.53	10,459,502

Segment	Numbers of employees (persons)
Endoscopic Solutions	963
Therapeutic Solutions	331
Other	–
Management division	1,200
Total	2,494

Notes: 1. The number of employees represents individuals working within the Olympus Corporation.

2. The number of employees includes employees on loan to Olympus Corporation but does not include employees on loan outside Olympus Corporation.

3. Average annual salary includes bonuses and extra wages.

4. There are no applicable employees for the Other segment due to the transfer of the Orthopedic Business in the fiscal year ended March 31, 2025.

(3) Information about labor union (as of March 31, 2025)

Name: Olympus Labor Union

Labor-management relation: Labor-management relations are stable and there are no matters requiring special mention.

Number of members: 4,453

(4) Percentage of female employees in managerial positions, percentage of male employees taking parental leave, and wage difference between male and female employees

Reporting company and consolidated subsidiaries	Number of all employees (persons) (Note 1)	Percentage of female employees in managerial positions (%) (Note 2)	Percentage of male employees taking parental leave, etc. (%) (Note 3)	Wage difference between male and female employees (%) (Note 1)		
				All employees	Full-time employees	Part-time and fixed-term employees
Reporting company	6,700	10.1	98.2	71.4	70.4	70.6
Nagano Olympus Co., Ltd.	534	3.4	80.0	69.5	68.8	75.5
Aizu Olympus Co., Ltd.	2,031	17.5	100.0	69.1	70.8	82.4
Shirakawa Olympus Co., Ltd.	984	7.7	115.4	65.2	65.0	61.9
Aomori Olympus Co., Ltd.	879	13.2	100.0	62.2	63.4	58.6
Olympus Marketing, Inc.	605	5.3	95.3	69.9	69.5	89.0
Olympus-Supportmate Corp.	165	18.2	– (Note 4)	112.9	113.7	89.2
TmediX Corporation	69	0.0	50.0	74.5	83.3	65.6

[Period covered] Percentage of female employees in managerial positions: as of March 2025

Percentage of male employees taking parental leave, etc. and wage difference between male and female employees: fiscal year ended March 31, 2025 (April 2024 to March 2025)

[Group companies covered] Eight domestic companies

Notes: 1. Seconded employees are counted as employees of the company from which they are seconded.

2. Seconded employees are counted as employees of the company to which they are seconded. The percentage is calculated in accordance with the provisions of the "Act on the Promotion of Women's Active Engagement in Professional Life" (Act No. 64 of 2015).

3. Seconded employees are counted as employees of the company to which they are seconded. The percentage is calculated based on the rate of usage of parental leave and the rate of usage of leave for childcare purposes as indicated in Article 71, Paragraph 6, Item 2 of the "Ordinance for Enforcement of the Act on Childcare Leave, Caregiver Leave, and Other Measures for the Welfare of Workers Caring for Children or Other Family Members (Ordinance of the Ministry of Labor No. 25, 1991)."

4. This indicates that there are no male employees eligible for parental leave, etc.

Wage difference between male and female employees

The wage difference between male and female employees, which is one of the indicators for promoting the active participation of women, is 71.4% for Olympus Corporation. We believe that the difference is due to the fact that male employees have been with Olympus Corporation longer, the average age of male employees is higher, the ratio of men hired for managerial positions is higher, and the ratio of higher-paid positions is higher for male employees than for female employees. As part of our efforts to address these issues, we have set a target for the percentage of female managers in Japan for Olympus Corporation in accordance with the Act on the Promotion of Women's Active Engagement in Professional Life, and are implementing measures to strengthen the environment in which women can balance work and life, and to increase the ratio of women in management, senior management, and executive positions.

Indexes and targets

1. We have set the target of having the percentage of female managers be 13% for Olympus Corporation (Japan) by March 31, 2028.
2. We have set the target of having 100% of eligible employees take parental leave, etc. at Olympus Corporation (Japan) by March 31, 2026.
3. The Olympus Group will seek to further raise employee engagement scores.

II. Overview of Business

1. Management Policy, Business Environment, Issues to Address

The management policy, business environment, and issues to address of the Olympus Group are as follows: Note that matters related to future developments that are mentioned in this section are judgments of the Olympus Group that were made as of the end of the fiscal year ended March 31, 2025 (on a consolidated basis).

(1) Basic Management Policy

The Olympus Group's corporate philosophy, our purpose, is to contribute broadly to society by meeting the fundamental needs of people and society around the world for healthy, safe and fulfilling lives through our business activities, and this is expressed as "Making people's lives healthier, safer and more fulfilling" as the basic philosophy of all our activities.

The Olympus Group continue to provide innovative products and services to society to realize its corporate philosophy, and strive for sustainable business growth and increased corporate value.

OUR PURPOSE

Making people's lives healthier, safer and more fulfilling

OUR CORE VALUES

Since April 2023, we have defined three guiding principles of "patient safety and sustainability," "innovation for growth," and "productivity." To continue as a sincere and transparent company, we build a firm and durable organization in cooperation with regulatory authorities and our stakeholders, and focus all our activities on customer experience value to become a company leading the healthcare industry and ESG. We also focus on QA/RA (quality assurance and regulatory affairs) with patient safety as our top priority, and implement initiatives such as "executing transformation with the aim of a single global quality system and fully harmonized processes," "enhancing global quality and compliance functions to ensure consistent execution," and "resolving product compliance issues and complete remediation." We also provide high-quality products and services in various fields in line with our long-term strategy to achieve sustainable business growth and increased corporate value.

Company Strategy (Guiding Principles) and Progress by FY2025

(2) Company strategy

We operate our business in accordance with the company strategy announced in 2023.

(Strategic value pools for long-term sustainable growth)

We intend to focus on both growth and profitability in this new stage of "Shift to Grow," with the goal of expanding our market position in key segments and ultimately improving patients' experience and treatment outcomes. To contribute to this, we have defined four sources of value to support long-term and sustainable growth: i) business and global expansion, ii) strategic M&A, iii) care pathway enhancement, and iv) intelligent endoscopy ecosystem.

i) Business and global expansion

With the change in global population dynamics and an increase in the occurrence of diseases, the need for solutions for diseases targeted by our products and services have been growing. We continue to focus on three fields of gastroenterology, urology, and respiratory where we have leading positions, and provide optimal solutions for patient care pathways through advanced visualization, precision treatment, and value added solutions.

- EVIS X1, our mainstay gastrointestinal endoscopic system: Sales began in the fiscal year ended March 31, 2021 in Europe, Asia, and Japan, and began in the U.S. and China in the fiscal year ended March 31, 2024. We aim to further expand sales going forward, including the expansion of our lineup of endoscopic products.
- Single-use endoscopes: We launched a bronchoscope in the fiscal year ended March 31, 2022 and a pharyngoscope in the fiscal year ended March 31, 2024. We plan to launch a ureteroscope in the fiscal year ending March 31, 2026, and we are aiming to launch single-use endoscopes in the areas of duodenoscope and cholangioscope going forward. (Includes technologies not yet approved or released in some regions)
- Chinese market: This is one of our strategically important markets, where we continue to invest in clinician education and training and assess unmet needs from Chinese healthcare professionals. We also established local production bases in China, and have been accelerating measures to provide products made in China to the Chinese market.

ii) Strategic M&A

We will continuously enhance our product portfolio through opportunities for tuck-in M&As* in existing disease areas in the GI, urology, and respiratory fields and related areas with high growth potential to transform clinical and procedural workflows, enhance care, and expand business geographically. We contribute to improving patient outcomes by providing comprehensive solutions.

*M&A for complementing and building up businesses matching our existing portfolio

iii) Care pathway enhancement

We aim to improve patient outcomes by elevating the standard of care. In the care pathway covering early detection and diagnosis, stage classification, treatment, and follow-up care, we improve the experience of patients and healthcare professionals through our solutions and provide more patients with access to healthcare to improve the quality of care and outcomes, with a focus on the three fields of GI, urology, and respiratory.

iv) Intelligent endoscopy ecosystem

With the increase in chronic diseases and an aging population, there is an even greater need to deliver better treatment outcomes to more people and improve the experience of healthcare providers and patients, while reducing medical costs. We are considering providing solutions to these challenges through intelligent endoscopy that leverages connectivity, AI, and data insights to standardize the user experience through "workflow management," "CAD*1 and real-time procedure support," and "AI clinical and operations insights." The AI-powered intelligent endoscopy

ecosystem will enable the co-creation of value between our customers, the Olympus Group, and our partners through a new software platform and achieve more accurate early detection, diagnosis, and treatment, with the goal of moving to a business model that constantly delivers innovation by upgrading the platform's software and applications.

In the fiscal year ending March 31, 2026, we plan to launch OLYSENSE*2, our new sub-brand that offers our primarily cloud-based, integrated, suite of endoscopic applications and solutions, and roll out CADDIE, a CAD/AI product designed to detect, characterize, and analyze lesions in the upper and lower GI tracts in Europe and the U.S.*3 (Includes technologies not yet approved or released in some regions)

*1 Computer Aided Detection/Diagnosis: AI assisted detection/diagnosis

*2 OLYSENSE is a trademark of Olympus Corporation and/or its affiliated entities. All trademarks, logos and brand names are the property of their respective owners.

*3 In the U.S., CADDIE has been cleared only for assisting in detecting suspected colorectal polyps. CADDIE includes a Cecum AI function as a convenience feature that provides a check to the user that the CADDIE polyp detection function is on and in use. In Europe, CADDIE is approved for assisting in detecting and characterizing suspected colorectal polyps including the Cecum AI and Visible Mucosa AI functions as convenience features.

(Activities to enable investments and innovation)

In order to strengthen the foundation for value creation initiatives such as investment and innovation, we are focusing our efforts on the following four areas in particular.

- QA/RA: Complete QA/RA reform and corrective actions by introducing a consistent and robust quality system and strengthening the organization
- R&D: Quicker and higher investments in R&D with the aim of accelerating innovation. Create a more robust innovation pipeline, seek more proactively strategic partnerships, and accelerate our time-to-market
- Manufacturing and supply chain management: Improve cost of sales, optimize organizational size and location structure, streamline and digitize processes, and pursue further efficiencies
- Global Target Operating Model (GTOM): Achieve continuous improvement of global governance and operations. Clarify decision-making processes and create a high-performance organization that enables more efficient allocation of resources to promote innovation

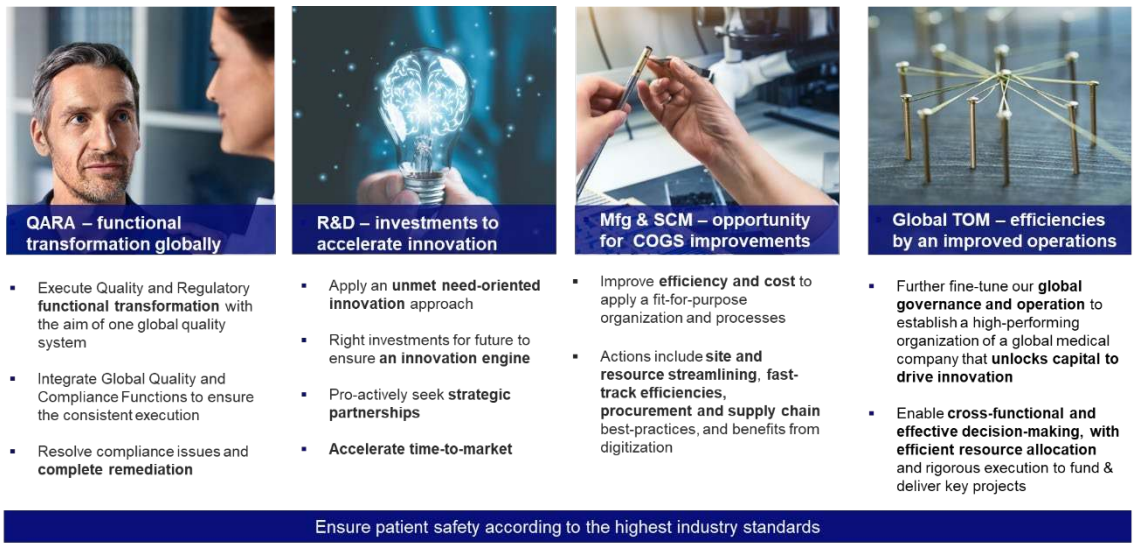

(3) Quality and regulatory transformation project "Elevate"

"Elevate" is our multi-year quality and regulatory transformation project that started in the previous fiscal year. The project encompasses 20 workstreams around four pillars: "Design & Development," "Manufacturing & Supplier Management," "Supply Chain, Market & Post-Market," and "End-to-End (E2E) Quality Processes," driving initiatives to meet our regulatory commitments, build for our future, and strengthen our cultural foundation. This is led by a strong global cross-functional team and a companywide transformation that has four core goals.

"Elevate" is expected to improve lifecycle management and digitally enable processes to reduce costs, improve effectiveness, and shorten the time to develop, clear, and launch products, etc. This project is identified as an important enabler for future innovation, growth, and improved profitability for the Olympus Group.

During the current fiscal year, we have been promoting "Elevate" throughout the company and it is continuing to progress well. We aim to complete all commitments to the FDA by the end of fiscal year ending March 31, 2026.

(4) Re-alignment of our divisional structure

In April 2025, the Endoscopic Solutions Division (ESD) and the Therapeutic Solutions Division (TSD) transitioned into the new divisions of the Gastrointestinal Solutions Division (GIS) and the Surgical & Interventional Solutions Division (SIS). Through this reorganization, we aim to operate with greater speed, ensure consistency across the regions, break down silos, and reinforce our commitment to patient- and customer-centric growth.

(5) Response to U.S. tariffs policy

The impact of U.S. tariffs policy is highly fluid. However, we will continue to take measures to mitigate the impact, while prioritizing the continuous provision of our products and services to the medical field.

2. Approach and Initiatives for Sustainability

(1) Sustainability in general

The Olympus Group strives to contribute to society through activities aimed at achieving Our Purpose, “making people’s lives healthier, safer and more fulfilling.” We recognize that through doing this, the Olympus Group will be able to continue functioning as a sustainable company. Therefore, the Olympus Corporation’s ESG strategy is crucial for achieving Our Purpose.

<Governance>

To reinforce the implementation of the ESG measures, in April 2021, we designated an officer in charge of ESG (ESG Officer) to be responsible for our ESG initiatives and established the KPIs to be specified in our Company Strategy. The ESG Officer comprehensively manages ESG initiatives while monitoring the implementation progress of ESG measures. The ESG Officer also reports the status of the progress to the Group Executive Committee and the Board of Directors for deliberation. From the fiscal year ended March 31, 2021, part of the executive officers’ performance share unit (PSU) of long-term incentive compensation, was linked to the results of ESG initiatives. We currently use the results of an evaluation by an external ESG rating agency and the achievement rate of our KPIs as indicators to measure the results of our initiatives. Since ESG initiatives are integral to corporate management itself to require long term for the outcome, the performance in ESG is linked to the long-term incentives in the total incentive structure, and evaluations are linked to the results of initiatives over the three-year period, rather than the short-term incentives evaluated by the results in a single year. We also established a new governance system at the group level starting from the fiscal year ended March 31, 2024. Under this new governance structure, the ESG Committee, which mainly consists of heads of respective businesses and functions, drives and monitors the implementation of the ESG strategy. Under the ESG Committee, working groups are set for some of ESG initiatives which require cross-functional approach to implement the strategy. In addition, the progress, outcomes and issues in the implementation of ESG strategy are regularly reported to the Group Executive Committee and the Board of Directors. In the fiscal year ended March 31, 2025, two regular reporting sessions were held in the Group Executive Committee and the Board of Directors. By receiving instructions and advice from the Group Executive Committee and the Board of Directors, the ESG strategy is appropriately implemented under a proper governance structure.

<Governance system>

<Strategy>

In the fiscal year ended March 31, 2023, we reviewed and refined our ESG strategy. In our new company strategy started from the first year ended March 31, 2024, we positioned ESG as one of the primary priorities and further reinforced the linkage between our ESG strategy and the company strategy, business strategy, as well as function strategy.

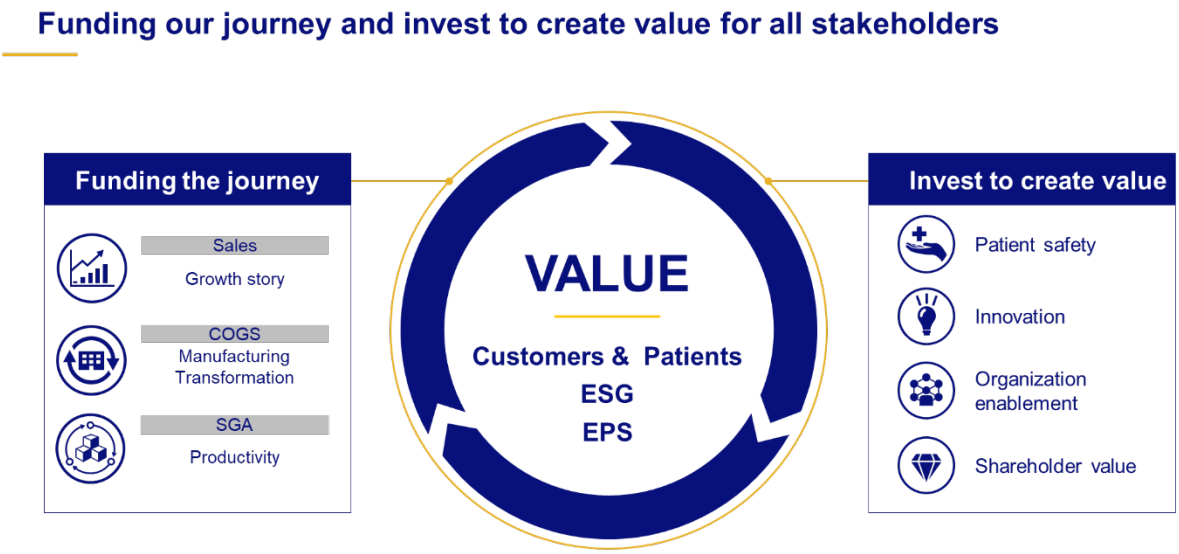

While retaining the essentials and framework of the prior ESG strategy, the new ESG strategy was developed through a process including communication with stakeholders, analysis in the increasing expectations and requirements from society to companies on sustainability, major trend of MedTech industry and discussion in the Group Executive Committee and the Board of Directors, and 25 Materiality Topics were identified under the "six focus areas." In the process of identifying the 25 Materiality Topics, we prioritize them into three levels: "top priority," "high priority," and "others," according to the stakeholder impact and the impact on our business. Furthermore, in April 2025, our commitment to cultivating an inclusive environment to enable all our employees the opportunity to succeed, previously represented as "Diversity, equity and inclusion," was updated to redefine under the name of "Inclusion." In accordance with the update, some relevant materiality topics were reviewed to restructure 25 Materiality Topics into 24 Materiality Topics. These "six focus areas" and 24 Materiality Topics are embedded in the initiatives of the Olympus Group's company management and business management to represent our commitment to our contribution to solve social issues through our ESG strategy. We recognize ESG as one of the most topics to become a global leading MedTech company as well as to contribute to realize a sustainable society. Materiality needs to be reviewed and improved continuously according to changes in society and business environment.

Six focus areas

- Healthcare access and outcomes
- Compliance, product quality and safety
- Responsible supply chain
- Healthy organization
- Carbon neutral society and circular economy
- Corporate governance

6 Focus Areas / 24 materiality topics

Focus areas	24 Materiality topics		
	Top Priority (8 topics)	High Priority (9 topics)	Others (7 topics)
Healthcare Access and Outcome	▪ Contribution to health equity and access – Contribution to health equity – HCP training and enablement – Strategy to improve accessibility to product	▪ Innovation for better healthcare outcome ▪ Public awareness building on early detection and treatment	▪ Corporate citizenship and philanthropy
Compliance, Product Quality and Safety	▪ Quality and safety in product, service and solution	▪ Business ethics and compliance ▪ Privacy, Information and cyber security	▪ Tax transparency ▪ Ethical marketing practice ▪ Risk and crisis management, risk culture ▪ Innovation to improve mftg process
Responsible Supply Chain	▪ Supply chain risk mitigation and resilience	▪ Human rights commitment in supply chain management	
Healthy Organization	▪ Inclusion	▪ Employee development and engagement ▪ Workplace safety and human rights	
Carbon Neutral Society and Circular Economy	▪ Scope 1 and 2 carbon emissions ▪ Scope 3 carbon emissions ▪ Circularity through product stewardship	▪ Water and waste management ▪ Climate risk resilience	▪ Environmental reporting transparency
Corporate Governance	▪ Corporate governance and reporting transparency		▪ Involvement of other stakeholders

<Risk management>

In the process of the enterprise risk assessment, we identify potential risks related to sustainability and ESG, and manage them through the enterprise risk management system. The status and progress are reported to the Group Executive Committee and the Board of Directors.

<Indexes and targets>

In the fiscal year ended March 31, 2025, we continued to use the Dow Jones Sustainability Index (DJSI), one of the most globally recognized corporate sustainability indices, as an indicator to measure the achievement and effort in our ESG activities, aiming to be selected to some of the indices. So far, we were selected as a composite of the DJSI Asia Pacific for the first time in 2018 and that of DJSI World in December 2022, the year following the fiscal year ended March 31, 2022, when the ESG rating by an external ESG rating agency is linked to the long-term incentives of executive officers. Since then, we have been selected a composite of the DJSI World for four consecutive years and the DJSI Asia Pacific for six consecutive years until the fiscal year ended March 31, 2025.

In the fiscal year ended March 31, 2023, we also set flagship initiatives to implement the ESG strategy, focusing on the materiality topics in the top priority category with quantitative and qualitative KPIs and targets for each of them.

From the fiscal year ended March 31, 2025, we revised the conventional structure of the performance evaluations for executive compensation, which used to be based only on the DJSI as an external evaluation indicator, thereby adopting a structure more comprehensive with the performance evaluation based on KPIs and targets in our own ESG strategy. We practice ESG activities with comprehensive performance indicators, adding the performance evaluations based on KPIs and targets of our ESG strategy's flagship initiatives while continuing to use the DJSI as one of our ESG activity indicators for the objective external evaluation indicator.

ESG six focus areas and materiality topics with top priorities

Results for the fiscal year ended March 31, 2025

Focus Area	Healthcare Access and Outcome	Compliance, Product Quality and Safety	Responsible Supply Chain	Healthy Organization	Carbon Neutral Society and Circular Economy	Corporate Governance
Indicator	Colorectal cancer related training in target emerging countries and regions	ESG disclosures According to SASB Standards	Assessment / monitoring for multi-tier supply chain risks	Eligible male employees in Japan* take parental leave	Net-zero GHG emissions across scope 1, 2 and 3	Enterprise Risk Management applied consistently across the globe
Goal	CAGR +20%	Timely and appropriate disclosure	Annual assessment and monitoring	By FY2026: 100%	Net-zero by FY2040	Annually conduct Enterprise Risk Management
Result in FY2025	57 programs (CAGR +280% compared to FY2024)	Appropriate disclosure was done *Details shown in the following chart	We expanded our global Supply Chain Visibility assessment to all direct material suppliers using a digital platform. In FY2025, we identified critical risks, enabling targeted mitigation. This proactive strategy strengthens resilience, enhances transparency, and ensures long-term operational continuity and sustainable growth through a robust, agile supply chain framework.	98.2%	Around 30% of our suppliers have completed or committed to setting science-based targets for greenhouse gas reductions	Conducted Enterprise Risk Management based on "Olympus Group Risk Management and Crisis Response Policy" and relevant internal rules. The result was reported to the Group Executive Committee and Board of Directors
Indicator	Colorectal cancer related online / hybrid training provided with HCPs globally				Carbon Neutral in our site operations across scope 1 and 2	
Goal	CAGR +20%				Carbon Neutral by FY2031	
Result in FY2025	87 programs (CAGR +118% compared to FY2024)				**GHG emissions : 51% reduced (compared to FY2020)	
Remark				* Employees of Olympus Corporation New KPIs & targets, which may differ based upon region, are under consideration along with changing the materiality topic from "Diversity, Equity & Inclusion" to a focus on "Inclusion"	**The data of GHG & CO2 emissions in FY2024 with independent assurance. The near-term target & The net-zero target are verified by SBTi	For details, refer 3. [Business Risks]

Information disclosure along SASB standards regarding product quality and safety		
SASB Code	**Accounting Metrics**	**Our disclosed information**
SASB:HC-MS-250a.1	Number of recalls issued. total units recalled	Appropriately disclosed on the websites of regulatory authorities in each country e.g.) U.S. FDA : Medical Device Recalls (fda.gov) https://www.accessdata.fda.gov/scripts/cdrh/cfdocs/cfRes/res.cfm?start_search=11&event_id=&productdescriptiontxt=&productcode=&rootCauseText=&centerclassificationtypetext=&recallnumber=&postdatefrom=&postdateto=&productshortreasontxt=&firmlegalnam=&PMA_510K_Num=&pnumber=&knumber=&sortcolumn=cdd
SASB:HC-MS-250a.2	List of products listed in the FDA's MedWatch Safety Alerts for Human Medical Products database	Appropriately disclosed in accordance with U.S. FDA requirements MedWatch: The FDA Safety Information and Adverse Event Reporting Program | FDA https://www.fda.gov/safety/medwatch-fda-safety-information-and-adverse-event-reporting-program
SASB:HC-MS-250a.3	Number of fatalities related to products as reported in the FDA Manufacturer and User Facility Device Experience	Appropriately disclosed in accordance with U.S. FDA requirements MAUDE - Manufacturer and User Facility Device Experience (fda.gov) https://www.accessdata.fda.gov/scripts/cdrh/cfdocs/cfmaude/search.cfm
SASB:HC-MS-250a.4	Number of FDA enforcement actions taken in response to violations of current Good Manufacturing Practices(cGMP), by type	Appropriately disclosed on the following website https://datadashboard.fda.gov/ora/cd/inspections.htm

(2) Climate change

<Governance>

The Olympus Group endeavors to reduce the environmental impact from the entire value chain, including product development, procurement, manufacture, logistics, sales, and repair. Under the CEO, who is the highest environmental responsible officer, the Chief Human Resources Officer (CHRO) oversees matters related to the environment, health and safety (EHS) for the entire Group.

In accordance with the CHRO's instructions, the EHS division formulates the Environmental Health and Safety Policy of the Olympus Group and creates an environmental action plan, including the reduction target of greenhouse gas emissions, as well as monitoring the progress of action plan implementation across the entire Group. In response to the progress report, the highest environmental responsible officer (CEO) gives instructions for any improvement required. The Board of Directors monitors the status of the implemented climate change measures while receiving the related reports as appropriate.

Environmental management structure

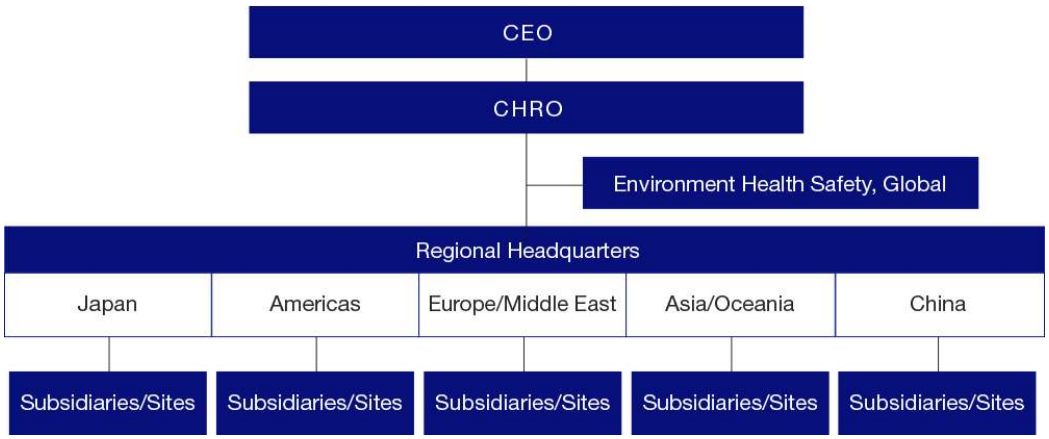

<Strategy>

The Olympus Group identifies risks and opportunities related to climate change for the short-term, medium-term, and long-term periods by using scenario analysis. The influence of climate change on our business activities is analyzed based on the 1.5°C: RCP1.9 (NZE) (holding the increase in the global average temperature to below 1.5°C above pre-industrial levels) and the 4°C: RCP8.5 (where the increase is assumed to be up to 4°C above pre-industrial levels), both of which were presented by the International Energy Agency (IEA). We identified that the major risks within the short-term period (one to five years) would be the suspension of factory operations or breakdown of the supply chain due to natural disasters or harm to our evaluations or reputation by stakeholders due to insufficient climate change response or insufficient disclosure of our climate change response; and the risks within the medium- to long-term period (10 to 20 years) would be an increase in business costs due to the introduction of carbon taxes and further tightening of greenhouse gas emissions regulations.

Although such climate change risks could affect our company strategy and financial plan, we estimate that the scope of influence would be comparatively small. We expect an increase in operational costs due to carbon taxes etc. as a transition risk. However, the percentage of energy costs in the manufacturing sites among overall business costs is small, and, therefore, the impact on our business will be limited. The geographical location of our factories in terms of natural disasters, such as typhoons, can be classed as a physical risk. We confirmed that our factories are at low-risk locations and a business continuation plan for each site was created in case of emergency. As a supply chain risk, we consider our ability to procure materials and supply products could be impacted given the occurrence of typhoons and flooding across the world in recent years, and we are therefore building systems such as a production contingency system involving alternative suppliers.

As a climate change opportunity, we will continue development of environmentally conscious products with energy-saving and other functions, taking the rising requirement for such products, which contribute to greenhouse gas emissions reduction, as a business opportunity. However, we estimate the impact from this opportunity on our business will not be so large because the majority of our products are already small with low energy consumption, and the nature of our products and services are relatively independent from any impact from climate change.

Scenario	Environmental changes	Risks	Opportunities	Measures
1.5°C scenario	Stronger regulatory actions and market changes in conjunction with transition to a low carbon society	<Transition risks> ・Increase in procurement and operating cost due to carbon tax, carbon emissions trading and stronger regulatory action on greenhouse gas emission by various countries ・Decline in market competitiveness due to insufficient responses to strengthening of regulatory action on greenhouse gas emissions associated with products ・Harm to evaluations or reputation by stakeholders due to insufficient climate change response or insufficient disclosure of climate change response	・Reduction of business costs by energy-saving measures ・Improvements in market competitiveness by development of environmentally conscious products ・Reduction of raw material costs and amount of waste due to the review of products and packaging materials ・Reduction of greenhouse gas emissions across the supply chain through strengthening relationships with stakeholders	・Improvements in energy efficiency ・Wider use of renewable energy ・Diversification of suppliers ・Strengthening of engagement with suppliers ・Enhancement of disclosures regarding climate change response policies and initiatives ・Environmentally conscious design in the product/service design & development stage
4°C scenario	Rise in temperature and increased extreme weather events	<Physical risks> ・Supply chain disruption caused by growing scale of natural disasters, such as typhoons, floods, etc. ・Suspension of deliveries from suppliers and to customers due to suspension of distribution bases, repair centers and sales branches, etc. ・Higher air conditioning costs due to rising average temperatures, and lower labor productivity due to changes in employees' health condition		

<Risk management>

During the management strategy and business plan formulation stages, the Olympus Group identifies risks that have the potential to impact our business and identifies and evaluates those risks that could have significant impacts on business operations. These risks include regulations relating to the environment including climate change, technology and other transition risks, and physical risks resulting from natural disasters.

Identified risks are evaluated and prioritized by each organization based on the degree of impact in the case where a risk materializes and the possibility of occurrence, and based on the results, we formulate single-year and multi-year business plans to manage the risks. Regarding risks relating to environmental laws and regulations, the quality control function monitors developments concerning those environmental laws and regulations related to our products, and the environmental division of each company monitors regulatory developments relating to their business sites, and each periodically evaluates the status of compliance, and takes measures as necessary.

To address those risks that could have a particularly substantial impact on business operations, we periodically monitor the status of organizational risk management and report the results to the Group Executive Committee and Board of Directors. The CEO receives reports on the results of monitoring of

the status of risk management, and if measures are ineffective, issues instructions to reviews action plans.

<Indexes and targets>

The Olympus Group has set two targets. One is carbon neutrality by the fiscal year ending March 31, 2031 for its site operations (Scope 1, 2), and the other is using electricity generated 100% from renewable energy at our site operations also by the fiscal year ending March 31, 2031. In order to contribute broadly to the development of a decarbonized society, we believe that it is necessary to take action concerning not just the Group's own greenhouse gas emissions, but all greenhouse gas emissions throughout the supply chain, and in light of this, in May 2023, we set and announced a target of achieving net zero greenhouse gas emissions throughout the entire supply chain (Scope 1, 2, and 3) by the fiscal year ending March 31, 2040. In October 2023, the Olympus Group's short-term goals and net zero goals were certified by the Science Based Targets initiative (SBTi) as being in line with the target of 1.5°C set by the Paris Agreement.

For further information regarding the SBTi certification, please refer to our website.

URL: https://www.olympus-global.com/news/2023/nr02589.html

Achievements during the fiscal year ended March 31, 2024 include a 51% reduction in greenhouse gas emissions (Scope 1, 2) compared to the fiscal year ended March 31, 2020 and a 78% introduction rate of electricity derived from renewable energy. We will continue our production efficiency improvements, energy-saving activities and introduction of renewable energy in business sites across the world, in order to achieve the targets by the fiscal year ending 2031. We also pursue the development of environmentally conscious products, green procurement, and improvement of logistical efficiency in order to reduce greenhouse gas emissions across the supply chain.

Results for the fiscal year ended March 31, 2024 and targets

	Results	Target
	Fiscal year ended March 31, 2024	Fiscal year ending March 31, 2031
Greenhouse gas emissions (Scope 1, 2)	51% reduction (in comparison to the fiscal year ended March 31, 2020)	Achieve carbon neutrality*
Percentage of renewable energy usage	78%	100%

* Carbon neutrality: Reducing greenhouse gas emissions from site operations (Scope 1, 2) and using carbon offsets equivalent to amount of remaining greenhouse gas emissions to achieve net zero emissions.

Total greenhouse gas emissions from entire supply chain (unit: t-CO_2e)

Category	Fiscal year ended March 31, 2024
Scope 1	27,255
Scope 2	15,125
Total (Scope 1 + 2)	42,380
Scope 3	787,822
Total (Scope 1 + 2 + 3)	830,202

* Actual data is for the fiscal year ended March 31, 2024, for which third-party assurance was obtained at the time of filing of this Annual Securities Report.

For detailed information, please refer to our website or Sustainability Report 2024.

URL:
https://www.olympus-global.com/csr/download/pdf/Olympus_Sustainability_Report_2024_en.pdf

Sustainability Report 2025 is planned to be posted on our website around October 2025.

(3) Olympus Group's approach to human capital

<Strategy>

Our vision of human capital management

The Olympus Group regards its employees as its most important management resource and aims to create innovation by bringing together the limitless possibilities of employees around the globe, realizing Our Purpose: "Making people's lives healthier, safer and more fulfilling."

Our employees and organization must be able to rapidly respond to our dramatically changing world and the needs of our patients, based on a foundation of connecting diverse employees through shared values, sincerely fostering personal growth at both the employee and company levels, and continuously growing together. We have defined a policy for achieving these aims.

Healthy Organization

As part of its business transformation plan, the Olympus Group is working to create a Healthy Organization. Healthy Organization holds true to Olympus' ambition to create a culture that empowers employees to fulfill Our Purpose: making lives healthier, safer and more fulfilling. Living Our Core Values and acting in line with those behaviors lays the foundation for a Healthy Organization. Additionally, five key enablers drive our employee promise: Growth & Development, Authentic Leadership, Inclusion, Reward & Recognition, and Work Environment.

Growth & Development: To create a culture that empowers all employees to grow, build relevant capabilities, and live in accordance with Our Core Values, we enable employees to conduct self-directed learning through a wide range of development opportunities, including an online self-learning platform and cross-cultural collaboration workshops.

Authentic Leadership: In order for leaders to build teams in which each and every member can demonstrate their skills, we provide education opportunities on the core components of the Global Leadership Competency Model and via Global 360 Feedback.

Inclusion: We are committed to foster an inclusive culture for all employees by ensuring equal opportunities, promoting advocacy and awareness, and supporting family life.

Reward & Recognition: We encourage employee achievements and contributions through a globally consistent award system (global and regional) that recognizes outstanding projects and teams, and a competitive employee compensation system based on external benchmarking.

Work Environment: We are promoting hybrid ways of working that combine close-knit communication of in-person interactions with remote work, creating an optimal office environment, and working to enhance rules and regulations based on new ways of working.

To develop our culture and achieve Our Purpose, we must operate in a Purpose-driven manner, enabled by a People-centric perspective.

Our Core Values

Living Our Core Values lays the foundation for a Healthy Organization. We thus expect each employee to focus on the activities they need to carry out as they realize our priorities as a global MedTech company, and to act in line with Our Core Values regarding colleagues, customers, and patients.

To ensure that we deliver safe products to patients and realize Our Purpose, we act in accordance with Our Core Values, reflecting them in our daily operations.

PATIENT FOCUS	INTEGRITY	INNOVATION	IMPACT	EMPATHY
We put patients at the heart of everything.	We do the right thing.	We look for new ways to make things better.	We take accountability and get things done.	We care for one another and work together.
OUR BEHAVIORS				
▪ Seek to understand the realities of patients, customers, and healthcare systems. ▪ Take responsibility to ensure patient safety is our primary focus guiding every decision and action. ▪ Create solutions to improve patient safety, healthcare access, and health outcomes.	▪ Deliver excellence and high quality in everything we do. ▪ Be honest, sincere, transparent, and fair in every interaction. ▪ Speak up for what's right, and don't be afraid to admit mistakes.	▪ Think beyond what might be possible to improve patient lives and treat diseases. ▪ Continuously seek to improve and learn. ▪ Have the courage to try new things and find bold paths forward.	▪ Make clear decisions, take ownership, and follow through to completion. ▪ Collaborate across functions and borders to strengthen how we work together. ▪ Seek opportunities to simplify processes and increase productivity.	▪ Treat all people with respect regardless of background or identity. ▪ Include and apply diverse perspectives in our work to enrich our collective outputs. ▪ Anticipate and support the needs of patients, customers, and colleagues.

<Indexes and targets>

For specific indexes and targets in this section "Olympus Group's approach to human capital," please refer to "(i) Percentage of female employees in managerial positions, (ii) Percentage of male employees taking parental leave, etc., and (iii) Wage difference between male and female employees," as shown in "I. Overview of Company, 5. Employees."

3. Business Risks

The business performances of the Olympus Group may be materially influenced by various risks (uncertainties) which may occur in the future. The Olympus Group has established a comprehensive global Enterprise Risk Management framework to facilitate the attainment of its strategic business objectives, which encompass, among other aspects, its management philosophy and Guiding Principles. The Enterprise Risk Management structure implemented by the Olympus Group is based on and operates in accordance with the formalized "Policy of Risk Management & Crisis Response." The Olympus Group is undertaking Enterprise Risk Management from the perspective of both opportunities and threats. Opportunities are seized through active and appropriate risk taking leading to sustainable growth and value creation for the Olympus Group. Threats are identified, prioritized, and treated to ensure the achievement of business objectives and to prevent non-compliance.

The global organizational design integrates the four functions, Risk & Controls, Compliance, Privacy, and Information Security, responsible for the related management systems for Risk & Control, Compliance, Privacy and Information, Product and Cyber Security to deliver a holistic view on risks Olympus wide, embedded in business processes "Aligned Assurance." During the fiscal year ended March 31, 2025, these areas were integrated with the Global Legal function into Legal, Risk and Compliance function (LRC) reporting into the Global General Counsel (GGC) as executive officer. The Global Chief Compliance Officer maintains regular reporting to the CEO, the Audit Committee, and the Board of Directors while he or she continues to attend applicable Group Executive Committee meetings.

The elements of the enhanced Enterprise Risk Management System are:

- A global Risk & Controls organization embedded into the LRC function,
- An enhanced global Enterprise Risk Management Methodology and Approach, and
- A globally harmonized Enterprise Risk Management Process.

Those three elements aim to ensure a streamlined Enterprise Risk Management that feeds into business and financial planning and safeguards the achievement of Olympus Corporation's business objectives and its company strategy by supporting informed decision making. Further developing the global Enterprise Risk Management Portfolio built in the fiscal year ended March 31, 2024, Olympus conducted Risk Assessments with all relevant functions during the fiscal year ended March 31, 2025, to validate and update Olympus Corporation's regional and global Risk Portfolio.

Enterprise Risk Management Organizational Setup

The Olympus Group has established a committee structure on both a global and regional level, the Global and Regional Risk Assurance and Compliance Committees (G-RACC and R-RACC, collectively the "RACCs"). The objectives of the RACCs are to establish, implement and manage a framework for addressing enterprise risk and complying with applicable policies, laws, and regulations. Recommendations, guidance and significant risks are regularly reported to the Olympus Group Executive Committee (GEC), the Board of Directors (Board), and the Audit Committee for ongoing monitoring.

The Olympus Group also identified and collaboratively nominated Risk Owners, i.e., Global Division and Function Heads, Regional Division and Function Heads, and respective Risk Coordinators responsible for managing risks. Each Risk Owner is accountable to execute the necessary measures (organizational structure, process preparation, focus measures, etc.) in their designated area of risk.

< Enterprise Risk Management Organizational Chart >

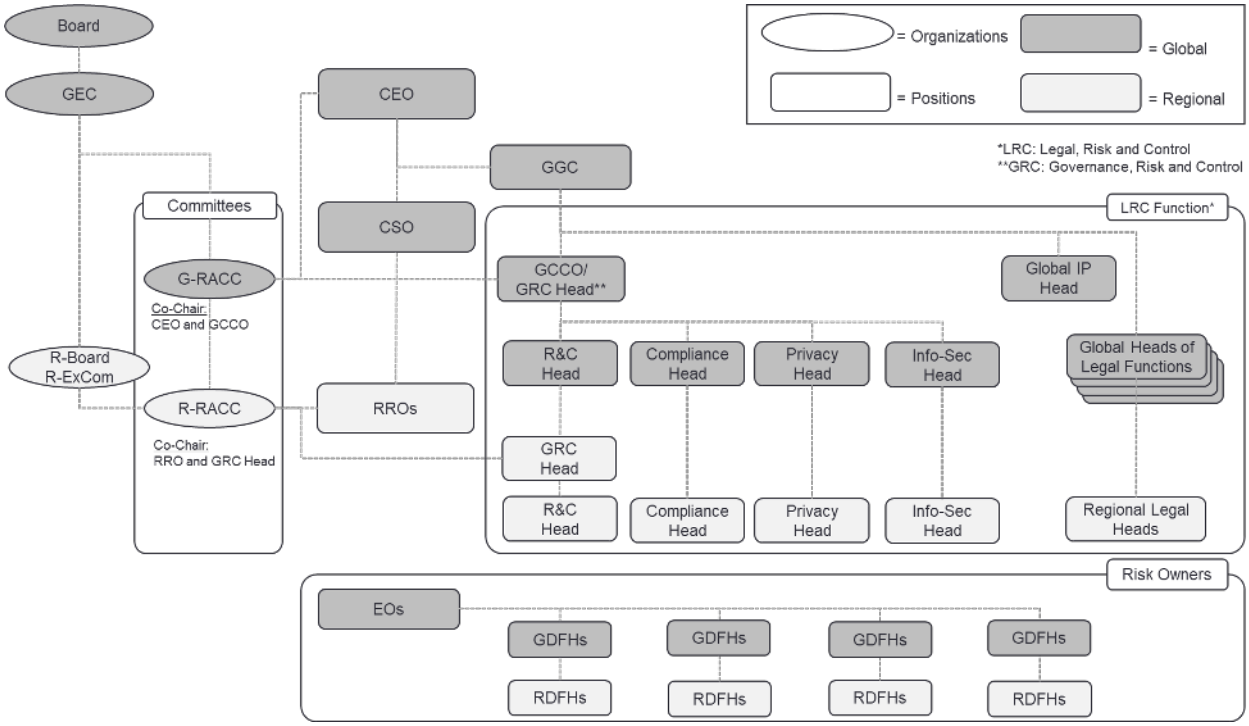

Enterprise Risk Management Methodology and Approach

The Olympus Group has established a global Enterprise Risk Management Methodology and Approach which includes 5 calibrated Risk Categories (1. Strategic (incl. External), 2. Operations & Product, 3. Financial, 4. Governance, and 5. IT & Digital) and corresponding Risk Sub-Categories.

< Enterprise Risk Management Risk Categories >

Risk Categories	Strategic (incl. External)	Operations & Product	Financial	Governance	IT & Digital
Risk Sub-Categories	▪ Planning & resource allocation ▪ Business Development & Investment ▪ Communication & Stakeholder Management ▪ Market dynamics ▪ Force Majeure	▪ Research & Development ▪ Manufacturing & Repair ▪ End-to-end Supply Chain ▪ Sales, Marketing & Service ▪ Quality ▪ Physical Assets ▪ People & HR	▪ Capital Structure ▪ Accounting & Reporting ▪ Liquidity & Credit ▪ Revenue Cycle ▪ Tax	▪ Culture ▪ Regulatory ▪ Legal ▪ Compliance ▪ Data Privacy ▪ Corporate Governance	▪ IT Security & Cyber ▪ IT Applications ▪ IT Governance ▪ IT Infrastructure & Services ▪ Digital

The Olympus Group bases the risk assessments on three Risk Evaluation Criteria (1. Exposure, 2. Vulnerability, 3. Velocity) to evaluate and display that the risks it might reasonably have an effect on the achievement of Olympus' business objectives and the company strategy:

- Exposure which is determined by likelihood and impact. The likelihood indicates the probability of a risk materializing, while the impact assesses the severity of the consequences if a risk does materialize. Likelihood and impact levels are defined as quantitative (financial) or qualitative criteria.
- Vulnerability which refers to how well the organization is prepared to manage a risk if it occurs.
- Velocity which indicates how fast Olympus Corporation would be affected by a risk after it occurs.

< Enterprise Risk Management Risk Evaluation Method >

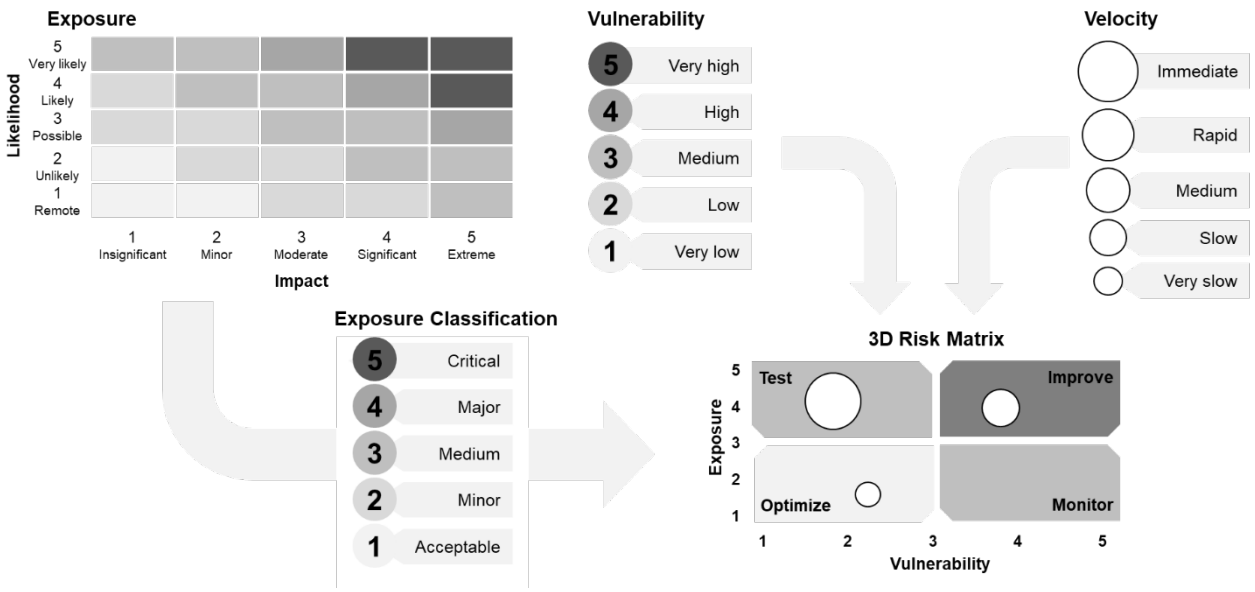

Based on the three criteria, the Olympus Group actively identifies, mitigates and monitors risks. Mitigation measures are regularly reviewed and tested for effectiveness. The Olympus Group has also introduced a so-called "3D-Risk Matrix" to visualize and manage risks. It combines the Exposure with the perceived Vulnerability and adds the Velocity to the assessed risk. The matrix is split into four quadrants. Each of them gives an indication how the risk should be dealt with. The Olympus Group also introduced an updated IT application based on databases and dashboards. During the fiscal year ended March 31, 2025, the ERM IT system has been upgraded with in-house design and tested artificial intelligence tools to optimize the risk portfolio completeness, while simultaneously structuring, categorizing, and standardizing risk descriptions to enhance clarity and comprehension.

Enterprise Risk Management Process

The main components of the Enterprise Risk Management Process are:

- Risk Assessment to identify, analyze, and evaluate risks.
- Risk Treatment to mitigate risk, coordinate and execute Risk Management Activities.
- Risk Monitoring to design and implement monitoring procedures on risks and evaluate effectiveness on Risk Treatment activities.
- Risk Reporting to aggregate and valuate risk and mitigating measures and report to relevant stakeholders regularly. Risk Reporting is developed and deployed internally as part of the annual plan.

The Enterprise Risk Management Process is based on the strong collaboration between the Risk & Controls Function and the Divisions/Business Functions following the principle of the Three Lines Model. Risk & Controls is responsible for providing, maintaining and developing Enterprise Risk Management Methodology and operational guidance.

< Enterprise Risk Management Process >

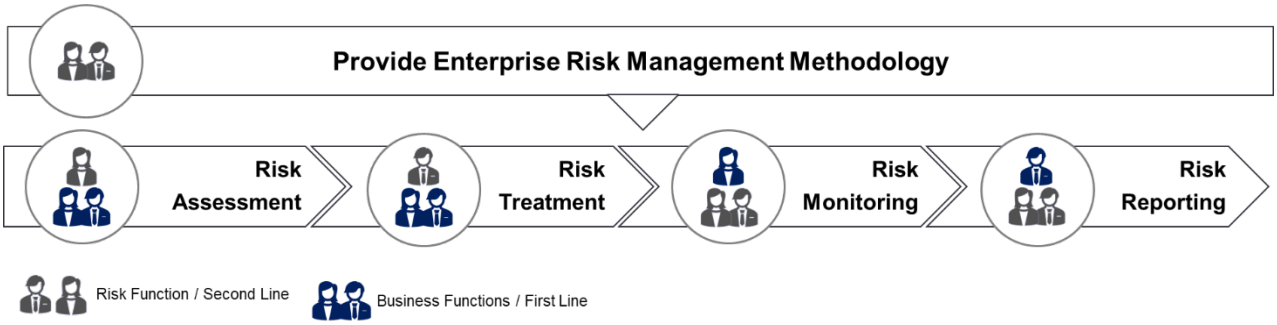

Macroeconomic Business Environment

From April 2024, many countries experienced higher-than-expected inflation rates due to supply chain disruptions, rising energy prices and other factors.

Geopolitical tensions continue to pose risks to the global macroeconomic environment. In addition to the uncertainty caused by the war in Ukraine and the situation in the Middle East region, and trade tensions between major economies, including the United States and China, there is also uncertainty regarding additional tariffs in the United States, which is having a significant impact on global trade and supply chains.

Technological advancements such as digital technologies, artificial intelligence, and automation are driving productivity gains and creating new economic opportunities. However, these advancements also pose challenges, including concerns about data privacy and cybersecurity.

Climate change and sustainability are globally important issues and there is an increasing focus on the sustainability and reduction of carbon emissions. However, the transition to a low-carbon economy also presents challenges, including the need for significant capital investment and potential disruptions to traditional industries.

Industry-specific Business Environment

In addition to the macroeconomic business environment described above, the MedTech sector is also greatly affected by factors specific to this industry.

In the medical field, healthcare system reforms are being continuously implemented in Japan and overseas with the aim of curbing medical care costs and improving the quality of life of patients by improving the safety and efficacy of healthcare services. Meanwhile, legal and regulatory requirements for medical device applications and registrations in each country, including the US Food and Drug Administration (FDA) and European Medical Device Regulations (EU-MDR), are increasing every year. Also, the requirements concerning infection prevention and reprocessing (i.e., cleaning, disinfection, and sterilization) are becoming more complex.

The hurdles and complexities for technological development are increasing due to changes in healthcare policies in various countries, reductions in healthcare costs, tighter healthcare-related laws and regulations, and further increased demands for infection prevention and reprocessing. Accordingly, the business environment is changing dramatically, not only due to new and alternative technologies, but also due to the entrants into the medical industry from other industries, including large IT companies.

Furthermore, there is a growing need for healthcare as societies progressively age, particularly in developed countries. There are many competitors in the business areas in which the Olympus Group is involved. Technological innovation is also progressing, and competition is intensifying more than ever before. Emerging markets are experiencing increasing healthcare needs and economic growth potential.

In the industry in which the Olympus Group operates, competition for talent is intensifying globally, and changes in the labor market are leading to higher retirement rates. Recruitment, development, and retention of personnel is becoming increasingly important.

The Olympus Group's Risk State for the Fiscal Year Ended March 31, 2025

Based on the Olympus Group's global Risk Assessment performed in the fiscal year ended March 31, 2025, risks impacting the Olympus Group have been identified, quantified, and prioritized.

Risks designated as "Improve" in the 3D-Risk Matrix have been prioritized for Risk Treatment. For the risks in the "Test" quadrant controls are in place. Routine audits should ensure that the existing controls are designed well and operate effectively. Risks located in the "Monitor" quadrant are subject to periodic re-evaluation to ensure that their Risk Exposure is still at an acceptable level or to initiate additional Risk Treatment where necessary.

The Olympus Group reports the following top risks per Risk Category:

Risk Category: "Strategy (incl. External)"	**Type:** Opportunity and Threat	**Trend:** Increasing ↑
Risk Scenarios		
The "Strategy" Risk Category includes Planning & Resource Allocation, Business Development & Investment, Communication & Stakeholder Management, Market Dynamics, and Force Majeure. Highest rated risks include geopolitical threats, business development challenges in volatile markets, and supply chain disruptions. • Geopolitical tensions have been categorized as having Top Risk status, threatening supply chains through military conflicts and trade wars that increase costs and create compliance risks from rapidly changing sanctions. • In major markets, the market environment is changing significantly due to the implementation of protective measures for domestic industries and other factors. Earnings may be adversely affected due to factors such as increased tariffs and preferential treatment for domestic suppliers. • With the intensifying competitive environment, launching innovative products that are competitive in terms of price, technology, and quality into the market in a timely manner remains a priority. • M&A activities present both opportunities and threats, requiring rigorous due diligence and structured integration processes. Insufficient risk mitigation may adversely affect business execution, performance, and financial position through goodwill impairment or related expenses.		
Risk Treatment		
To address these strategic risks, Olympus focuses on: • Increasing supply chain visibility and supplier diversification to reduce vulnerability to supply chain disruptions. • Monitoring the competitive environment and identifying alternative technologies and market trends, to build a system that will enable the rapid development of new technologies. In China, we are making progress with preparations for local manufacturing, and in the United States, while monitoring the situation regarding additional tariffs, we are working closely with industry associations, with the safety and health of patients as our top priority. • Enhancement and harmonization of global Business Continuity Management Systems to ensure continued supply to customers and patients despite potential disruptions. • Taking a balanced approach to innovation through both in-house development and external technology acquisition via M&A and strategic alliances; as well as targeting high-value-added products such as those that may be used in an Intelligent Endoscopy Ecosystem. • Continuous refinement of M&A processes and systems to improve target selection, due diligence, and post-acquisition integration effectiveness.		
Connection with company strategy and policies: Patient Safety and Sustainability, Innovation for Growth, Productivity		

Risk Category: "Operations & Product"	**Type:** Opportunity and Threat	**Trend:** unchanged →
Risk Scenarios		
The "Operations & Product" Risk Category encompasses Research & Development, Manufacturing & Repair, End-to-End Supply Chain, Sales, Marketing & Service, Quality, Physical Assets, and People & HR. Most significant risks are primarily related to Product Quality, End-to-End Supply Chain, and Marketing & Sales, affecting product availability and lifecycle management. Key challenges include: • Continuation of activities on FDA warning letter remediation activities, which required significant resource allocation across Manufacturing, Quality, Supply Chain Management, and R&D functions. • Supply chain resilience which remains a persistent challenge amid increasing geopolitical tensions and climate change-related natural disasters.		
Risk Treatment		
Olympus prioritizes improving End-to-End Supply Chain stability and quality processes to deliver premium service with an emphasis on patient safety through: • Continuous improvement of global Business Continuity Management Systems. • Supply chain visibility improvement projects and supplier base diversification to reduce dependency. • Implementation of a global multi-year quality program to enhance and harmonize Quality Management Systems and processes.		
Connection with company strategy and policies: Patient Safety and Sustainability, Productivity		

Risk Category: "Financial"	**Type:** Opportunity and Threat	**Trend:** unchanged →
Risk Scenarios		
This Risk Category consists of the following sub-categories: Capital Structure, Accounting & Reporting, Liquidity & Credit, Revenue Cycle, and Tax. • Foreign currency exchange rate fluctuations present significant exposure. We hedge against foreign currency-denominated transactions, but business performance can potentially be adversely affected by a strong yen and positively affected by a weak yen. • Financing risks emerge from financial market volatility affecting access to capital and borrowing, and from company performance influencing borrowing costs. Deteriorating company performance and changes in the financial market environment potentially narrow financing options. • Tax burden may increase through changes in applicable tax laws or interpretations across global jurisdictions. Deferred tax asset valuations may require reassessment due to changing business conditions or organizational restructuring. • Credit risks from customers and suppliers may further impact financial stability.		
Risk Treatment		
Olympus implements targeted financial risk mitigation through: • Deployment of derivative instruments including forward exchange contracts and currency swaps to manage exchange fluctuations, complemented by global cash pooling to reduce foreign currency exposure. • Diversification of funding methods such as public bonds to optimize financing costs, coupled with fixed interest rate policies for long-term debt to minimize interest rate volatility. • Proactive monitoring of tax legislation changes across jurisdictions, with appropriate adjustments to intra-group transaction rules and close profitability management to optimize deferred tax asset positions. • Systematic monitoring of credit recipients' financial condition with timely intervention protocols.		
Connection with company strategy and policies: Productivity		

Risk Category: "Governance"	**Type:** Opportunity and Threat	**Trend:** unchanged →
Risk Scenarios		
The "Governance" Risk Category encompasses Culture, Regulatory, Legal, Compliance, Data Privacy, and Corporate Governance. • Fragmented contract management processes and databases create transparency gaps potentially triggering contract breaches, claims, or liabilities. • Complex medical device and trade regulations require comprehensive documentation, with potential compliance violations directly impacting product availability. • The remediation activities underway to address the FDA warning letters received in the fiscal year ended March 31, 2023 need to be fully executed in order to comply with regulations. Depending on future progress, additional regulatory actions may be taken by the FDA. • Inadequate Business Continuity Management systems may result in operational disruptions during natural disasters or other emergencies.		
Risk Treatment		
Olympus has implemented key governance improvements through: • A contract management enhancement project with process improvements and database renewal. • Working on the Quality and regulatory transformation project "Elevate." • Remediation of FDA warning letters we received in the fiscal year ended March 31, 2023. • Development and implementation of a harmonized, targeted Business Continuity Management system to standardize existing continuity measures. • And, following the resignation of the CEO in the fiscal year ended March 31, 2025, updates to the Global Code of Conduct, along with related training, to clarify that we must comply with our Code, our policies, and all applicable laws and regulations. We will conduct annual Code training for all employees on the updated Code in the fiscal year ending March 2026, and strengthen our offerings for mental health care for executives.		
Connection with company strategy and policies: Patient Safety and Sustainability		

Risk Category: "IT & Digital"	**Type:** Opportunity and Threat	**Trend:** unchanged →
Risk Scenarios		
The "IT & Digital" Risk Category encompasses IT Security & Cyber, IT Applications, IT Governance, IT Infrastructure & Services, and Digital. • High dependency on digital systems creates vulnerability to operational disruptions from IT failures. • Cyber security breaches represent high-priority risks requiring continuous monitoring and adaptation. • Legacy IT applications approaching end-of-service or end-of-life present significant risks for system failures and operational disruption. • Increasing integration of digital technologies in Olympus products necessitates comprehensive cyber security measures throughout the entire value chain.		
Risk Treatment		
Olympus addresses IT and digital risks through: • Implementation of a comprehensive multi-year IT security program progressing according to plan. • Significant IT infrastructure updates, upgrades, and transfers advancing on schedule. • Enhanced security and collaboration requirements for Third Party Providers. • Upgraded Business Continuity and Disaster Recovery Plans within the global Business Continuity Management harmonization project to minimize customer impact during security incidents. • A global initiative to protect products and digital services through technologies and processes aligned with the latest cyber security requirements. • Periodic employee education on cyber security threats and preventive measures for daily operations.		
Connection with company strategy and policies: Patient Safety and Sustainability, Productivity		

4. Management Analysis of Financial Position, Operating Results and Cash Flows

(1) Overview of business results, etc.

(i) Business results

In the fiscal year ended March 31, 2025, Olympus Corporation entered into a put option agreement with PTCJ-6O Holdings Inc. and PTCJ-6F Holdings Inc. (special purpose companies established by Polaris Capital Group Co., Ltd., hereinafter collectively, the "Polaris Capital Group"), to transfer Olympus Terumo Biomaterials Corporation and FH Ortho SAS, Olympus' Orthopedic Business, a process that was completed on July 12, 2024. Due to this, profit (loss) from the Orthopedic Business has been classified as profit (loss) from discontinued operation, and it has been presented in the same manner for the fiscal year ended March 31, 2024. Furthermore, the amounts presented for revenue, operating profit, adjusted operating profit, profit before tax and profit from continuing operations are the amounts from continuing operations from which the amounts from the discontinued operation have been excluded, while the amounts presented for profit and profit attributable to owners of parent are aggregates of continuing operations and discontinued operation.

In the past, the Olympus Group had three reportable segments: "Endoscopic Solutions," "Therapeutic Solutions," and "Other" However, since the Orthopedic Business was classified as a discontinued operation, the operations in "Other" apart from the Orthopedic Business that were included in continuing operations have been excluded from the reportable segments as they were deemed to have a decrease in financial materiality for financial information expected in the fiscal year ended March 31, 2025. For this reason, from the six months ended September 30, 2024, we have changed to two reportable segments: "Endoscopic Solutions" and "Therapeutic Solutions," and have presented the information in the same manner for the fiscal year ended March 31, 2024.

Furthermore, effective April 1, 2025, we have implemented a reorganization of business units and a restructuring of the organization with the aim of developing a more efficient and a more patient- and customer-centric business. The Olympus Group has two reportable segments: "Endoscopic Solutions" and "Therapeutic Solutions." However, we will change these two reportable segments to "Gastrointestinal Solutions Division" and "Surgical & Interventional Solutions Division" from the fiscal year ending March 31, 2026.

<u>Trends in overall business results</u>

During the fiscal year ended March 31, 2025, the global economy continued to move towards recovery, but the downside risks of trade policy in the U.S., as well as heightened volatility in the financial markets, need to be closely monitored. Notwithstanding a gradual improvement in business conditions for the Japanese economy, the outlook for the global economy also needs to be closely monitored.

Despite this environment, the Olympus Group is continuing to work to transform into a global MedTech company by pursuing our three priorities of "Patient safety and sustainability," "Innovation for growth" and "Productivity" in line with the company strategy announced in May 2023.

Business results

Business results of continuing operations are presented in (1) to (10), and business results of the sum of continuing operations and discontinued operation are presented in (11) below.

(Millions of yen)

	Fiscal year ended March 31, 2024	Fiscal year ended March 31, 2025	Increase (Decrease)	Increase (Decrease) ratio (%)
(1) Revenue	925,752	997,332	71,580	7.7%
(2) Cost of sales	307,320	313,635	6,315	2.1%
(3) Selling, general and administrative expenses	466,758	495,654	28,896	6.2%
(4) Share of profit (loss) of investments accounted for using equity method/Other income/Other expenses	(100,287)	(25,581)	74,706	–
(5) Operating profit	51,387	162,462	111,075	216.2%
(6) Adjusted operating profit	151,316	188,509	37,193	24.6%
(7) Finance income (loss)	(7,776)	(3,392)	4,384	–
(8) Profit before tax	43,611	159,070	115,459	264.7%
(9) Income taxes	8,546	41,270	32,724	382.9%
(10) Profit from continuing operations	35,065	117,800	82,735	235.9%
(11) Profit attributable to owners of parent	242,566	117,855	(124,711)	(51.4)%
Exchange rate (Yen/USD)	144.62	152.58	7.96	–
Exchange rate (Yen/EUR)	156.80	163.75	6.95	–
Exchange rate (Yen/CNY)	20.14	21.10	0.96	–

(1) Revenue

Revenue increased by ¥71,580 million year on year to ¥997,332 million, with revenue growth in both the Endoscopic Solutions Business and Therapeutic Solutions Business. Details are as described in “Analysis of the performance by segment” below.

(2) Cost of sales

Cost of sales increased by ¥6,315 million year on year to ¥313,635 million. The cost-to-sales ratio improved by 1.7 percentage points year on year to 31.4% as a result of the disappearance of provisions recorded in the Endoscopic Solutions Business in the fiscal year ended March 31, 2024, including approximately ¥5,200 million in costs associated with market correction measures for hi-flow insufflation units and approximately ¥5,000 million for expenses associated with the voluntary recall of small intestine endoscope systems.

(3) Selling, general and administrative expenses

Selling, general and administrative expenses increased by ¥28,896 million year on year to ¥495,654 million. The ratio of selling, general and administrative expenses to revenue improved by 0.7 percentage points year on year to 49.7% as a result of increased revenue, despite an increase in research and development expenses.

(4) Share of profit (loss) of investments accounted for using equity method/Other income/Other expenses

The sum of share of profit (loss) of investments accounted for using equity method, other income, and other expenses amounted to expenses of ¥25,581 million, and the profit or loss improved by ¥74,706 million year on year. In terms of other income, consolidated subsidiary, Olympus (Shenzhen) Industrial Ltd. received compensation income of approximately ¥1,200 million in the fiscal year ended March 31, 2025, in relation to the return of usage rights for land and buildings in Shenzhen City, China, to the government of Shenzhen City. The same subsidiary also came to a settlement with Shenzhen Anpingtai Investment and Development Co., Ltd. This led to the reversal of provisions of approximately ¥900 million that had been recorded in the past based on estimates for losses associated with litigation, etc., resulting in a year-on-year increase of ¥1,814 million. With regard to other expenses, in addition to the disappearance of a loss recorded in the fiscal year ended March 31, 2024 of approximately ¥51,900 million, which related to the discontinuation of the manufacture and sale of Veran Medical Technologies, Inc.'s electromagnetic navigation systems, and the absence of expenses of approximately ¥2,000 million related to the conclusion and rescission of share purchase agreement of Taewoong Medical Co., Ltd., there were decreases of impairment losses on development assets for the Endoscopic Solutions Business and Therapeutic Solutions Business of approximately ¥3,900 million and ¥1,900 million respectively. In addition, there was a decline of impairment losses on research and development in progress for the Endoscopic Solutions Business of approximately ¥4,500 million, a fall of approximately ¥3,700 million in one-off expenses related to the quality and regulatory transformation project Elevate, and a decrease of approximately ¥3,000 million in special additional payment and other expenses associated with the implementation of a career support system for external opportunities, resulting in an overall year-on-year decline of ¥72,068 million.

(5) Operating profit

Reflecting the factors stated above, operating profit increased by ¥111,075 million year on year to ¥162,462 million.

(6) Adjusted operating profit

Reflecting the factors stated above, adjusted operating profit, which is the amount of profit after deducting other income and other expenses from operating profit, increased by ¥37,193 million year on year to ¥188,509 million.

(7) Finance income (loss)

Finance loss, which reflects finance income and finance costs, improved ¥4,384 million year on year to ¥3,392 million. The loss improvement mainly reflects a decrease in foreign exchange losses.

(8) Profit before tax

Reflecting the factors stated above, profit before tax increased by ¥115,459 million year on year to ¥159,070 million.

(9) Income taxes

The increased profit before tax led income taxes to increase by ¥32,724 million year on year to ¥41,270 million.

(10) Profit from continuing operations

Reflecting the factors stated above, profit from continuing operations increased by ¥82,735 million year on year to ¥117,800 million.

(11) Profit attributable to owners of parent (the aggregate of continuing operations and discontinued operation)

As a result of recording a gain of approximately ¥349,000 million on the transfer of Scientific Solutions Business in discontinued operation during the fiscal year ended March 31, 2024,

profit attributable to owners of parent decreased by ¥124,711 million year on year to ¥117,855 million.

(Research and development, and capital investments)

During the fiscal year ended March 31, 2025, the Olympus Group invested ¥103,890 million on research and development, and spent ¥84,959 million on capital investments in continuing operations, excluding discontinued operation.

(Impact of foreign exchanges rates)

Compared to the previous fiscal year, the yen depreciated against the USD, EUR, and CNY. The average exchange rate during the period was ¥152.58 against the USD (¥144.62 in the previous fiscal year), ¥163.75 against the EUR (¥156.80 in the previous fiscal year) and ¥21.10 against the CNY (¥20.14 in the previous fiscal year), which caused revenue, operating profit and adjusted operating profit to increase by ¥39,907 million, ¥20,775 million and ¥21,390 million, respectively, year on year. Consolidated revenue increased 3.4% year on year, and consolidated operating profit decreased 175.7% year on year, excluding the impact of the foreign exchange rate.

Analysis of the performance by segment

	Revenue			Operating profit (loss)		
	Previous fiscal year (Millions of yen)	Current fiscal year (Millions of yen)	Increase (Decrease) ratio (%)	Previous fiscal year (Millions of yen)	Current fiscal year (Millions of yen)	Increase (Decrease) ratio (%)
Endoscopic Solutions	586,617	636,144	8.4	104,684	141,398	35.1
Therapeutic Solutions	337,331	360,658	6.9	(8,466)	61,453	–
Subtotal	923,948	996,802	7.9	96,218	202,851	110.8
Other	1,804	530	(70.6)	(287)	(473)	–
Elimination or Unallocation	–	–	–	(44,544)	(39,916)	–
Consolidated total	925,752	997,332	7.7	51,387	162,462	216.2

Note: Businesses are segmented by adding similarities of sales market to the business established based on line of products.

Endoscopic Solutions Business

Consolidated revenue in the Endoscopic Solutions Business amounted to ¥636,144 million (up 8.4% year on year), while operating profit amounted to ¥141,398 million (up 35.1% year on year).

In GI Endoscopy, while sales in China, where the competition is becoming increasingly fierce, declined due to the impact of policies favoring domestic products and other factors, revenue increased in North America with favorable sales of the gastrointestinal endoscopy system “EVIS X1,” driving positive year-on-year growth.

In Surgical Endoscopy, although China recorded lower revenue, revenue grew in North America and APAC. Growth driven mainly by the favorable performance of new products related to surgical system integration in North America resulted in positive growth year on year.

In the medical services field, all regions, especially in Europe and North America, showed positive year-on-year growth due to an increase in new contracts, in addition to stable sales of existing service contracts including maintenance services.

Operating profit in the Endoscopic Solutions Business increased, despite higher research and development expenses related mainly to next-generation endoscopic systems. This was driven by an increase in revenue, the disappearance of approximately ¥5,200 million in costs associated with

market correction measures for hi-flow insufflation units and the disappearance of approximately ¥5,000 million for expenses associated with the voluntary recall of small intestine endoscope systems. In addition, there were decreases of impairment losses on development assets and impairment losses on research and development in progress, both recorded in other expenses, of approximately ¥3,900 million and ¥4,500 million respectively, and a fall of approximately ¥2,300 million in one-off expenses related to the quality and regulatory transformation project Elevate.

Revenue increased 4.1% year on year, and operating profit increased 19.8% year on year, excluding the impact of the foreign exchange rate.

Therapeutic Solutions Business

Consolidated revenue in the Therapeutic Solutions Business amounted to ¥360,658 million (up 6.9% year on year), while operating profit amounted to ¥61,453 million (compared with an operating loss of ¥8,466 million in the previous fiscal year).

The Therapeutic Solutions Business saw positive growth centered on North America and Europe in all three focus areas: the GI EndoTherapy field, the urology field, and the respiratory field.

In the GI EndoTherapy field, sales increased in product groups for Endoscopic Retrograde Cholangio Pancreatography (ERCP), which are used in endoscopic diagnoses and treatment of pancreatic duct, bile duct, etc.

In the urology field, there was an increase in sales of resection electrodes for BPH (Benign Prostatic Hyperplasia), and "SOLTIVE SuperPulsed Laser System" lithotripsy machines for kidney stones.

In the respiratory field, sales of therapeutic devices and EBUS scopes mainly used for EBUS-TBNA (Endobronchial Ultrasound-guided Transbronchial Needle Aspiration) were favorable.

In other therapeutic areas, revenue decreased, mainly reflecting an impact in Japan, where we ceased handling of another company's products.

Operating profit in the Therapeutic Solutions Business rose despite an increase in research and development expenses. This was caused by an increase in profit driven by higher revenue, the disappearance of other expenses recorded in the previous fiscal year, including a loss of approximately ¥51,900 million, which related to the discontinuation of the manufacture and sale of Veran Medical Technologies, Inc.'s electromagnetic navigation systems, and expenses of approximately ¥2,000 million, which related to the conclusion and rescission of the share purchase agreement of Taewoong Medical Co., Ltd., as well as decreases of impairment losses on development assets of approximately ¥1,900 million, and expenses related to the quality and regulatory transformation project Elevate of approximately ¥1,300 million as other expenses.

Revenue increased 2.6% year on year, and operating profit increased by ¥64,434 million year on year, excluding the impact of the foreign exchange rate.

(ii) Financial position

	As of March 31, 2024 (Millions of yen)	As of March 31, 2025 (Millions of yen)	Increase (Decrease) (Millions of yen)	Increase (Decrease) ratio (%)
Total assets	1,534,216	1,432,826	(101,390)	(6.6)
Total equity	757,186	751,733	(5,453)	(0.7)
Equity attributable to owners of parent to total assets	49.4%	52.5%	3.1%	

[Assets]

As of the end of the fiscal year ended March 31, 2025, total assets decreased by ¥101,390 million compared to the end of the previous fiscal year to ¥1,432,826 million. Cash and cash equivalents

decreased by ¥88,401 million due mainly to payments for share repurchase of ¥100,002 million, and income taxes receivable decreased by ¥32,304 million due mainly to income taxes refund.

[Liabilities]

Total liabilities decreased by ¥95,937 million from the end of the previous fiscal year to ¥681,093 million. Bonds and borrowings decreased by ¥70,514 million due to redemption of bonds and repayments of borrowings, and provisions decreased by ¥15,584 million due to a decrease in provision for product warranties and provision for duodenoscope market response. In addition, other current liabilities decreased by ¥13,523 million due mainly to a decrease in accrued expenses.

[Equity]

Total equity decreased by ¥5,453 million from the end of the previous fiscal year to ¥751,733 million. This decrease is due to share repurchase of ¥100,002 million and dividends of retained earnings of ¥20,981 million, which more than offset profit attributable to owners of parent of ¥117,855 million.
In addition, based on resolution of the Board of Directors meeting held on November 9, 2023, Olympus Corporation canceled treasury shares of ¥77,161 million on April 30, 2024. Furthermore, based on resolution of the Board of Directors meeting held on May 10, 2024, Olympus Corporation repurchased its shares of ¥100,002 million, and canceled treasury shares of ¥95,338 million on January 31, 2025. As a result, treasury shares decreased by ¥74,094 million (contraction of negative stated amount in equity).

As a result of the foregoing, equity attributable to owners of parent to total assets increased from 49.4% as of the end of the previous fiscal year to 52.5%.

(iii) Cash flows

	Previous fiscal year (Millions of yen)	Current fiscal year (Millions of yen)	Increase (Decrease) (Millions of yen)
Cash flows from operating activities	42,365	190,463	148,098
Cash flows from investing activities	359,992	(65,469)	(425,461)
Cash flows from financing activities	(276,010)	(211,542)	64,468
Cash and cash equivalents at end of year	340,933	252,532	(88,401)

[Cash flows from operating activities]

Cash flows from operating activities or net cash provided by operating activities for the fiscal year ended March 31, 2025 was ¥190,463 million (compared with ¥42,365 million provided for the fiscal year ended March 31, 2024). This was driven mainly by profit before tax of ¥159,070 million and the adjustment for depreciation and amortization of ¥66,456 million, outweighing the increase in trade and other receivables of ¥27,725 million.

[Cash flows from investing activities]

Cash flows from investing activities or net cash used in investing activities for the fiscal year ended March 31, 2025 was ¥65,469 million (compared with ¥359,992 million provided for the fiscal year ended March 31, 2024). The main factors behind this were purchase of property, plant and equipment of ¥46,001 million and purchase of intangible assets of ¥19,208 million.

[Cash flows from financing activities]

Cash flows from financing activities or net cash used in financing activities for the fiscal year ended March 31, 2025 was ¥211,542 million (compared with ¥276,010 million used for the fiscal year ended March 31, 2024). The main factors behind this were payments for share repurchase of

¥100,002 million, redemption of bonds and repayments of long-term borrowings of ¥70,035 million, dividends paid of ¥20,981 million, and repayments of lease liabilities of ¥19,302 million.

As a result of the foregoing, cash and cash equivalents at the end of the fiscal year ended March 31, 2025 was ¥252,532 million, a decrease of ¥88,401 million compared to the end of the previous fiscal year.

(2) Production, orders, and sales results

(i) Production results

Segment	Production (Millions of yen)	Increase (Decrease) ratio (%)
Endoscopic Solutions	423,731	(0.7)
Therapeutic Solutions	251,285	(1.1)
Other	789	(41.7)
Total	675,805	(0.9)

Note: Amounts are based on sales prices and before intersegment transfers.

(ii) Order results

Because the Olympus Group's products are mainly manufactured on a production schedule, the description of orders received is omitted.

(iii) Sales results

Segment	Sales (Millions of yen)	Increase (Decrease) ratio (%)
Endoscopic Solutions	636,144	8.4
Therapeutic Solutions	360,658	6.9
Other	530	(70.6)
Total	997,332	7.7

Note: Intersegment transactions are offset and eliminated.

(3) Management analysis of financial position, operating results and cash flows

The future outlooks described below are based on the forecasts made as of the end of the fiscal year ended March 31, 2025.

(i) Analysis of financial position and operating results for the fiscal year ended March 31, 2025

In the fiscal year ended March 31, 2025, we faced a number of challenges, including supply chain disruptions triggered by the Noto Peninsula Earthquake and the harsh operating environment in China. Despite these circumstances, performance was solid, driven by North America on the back of strong sales of the gastrointestinal endoscopy system "EVIS X1" throughout the year. Revenue increased 3.4% year on year, excluding the impact of the foreign exchange rate. The adjusted operating margin was 18.9% due to the increase in revenue and the absence of the provision for expenses recorded under cost of sales in the previous fiscal year and other factors. Going forward, we will continue our efforts to achieve sustainable sales growth and further improve profitability.

(ii) Discussion and analysis of cash flows and the status of capital resources and liquidity of funds

(i) Discussion and analysis of cash flows

As stated in "4. Management Analysis of Financial Position, Operating Results and Cash Flows, (1) Overview of business results, etc., (iii) Cash flows," as of the end of the fiscal year ended March 31, 2025, the Olympus Group's cash and cash equivalents amounted to ¥252,532 million (down ¥88,401 million from the end of the previous fiscal year) due to expenditures for the purchase of treasury shares, redemption of bonds and repayments of long-term borrowings, which more than offset the steady increase in cash flows from operating activities. We recognize that this level of cash and cash equivalents is sufficient to ensure stable business operations and financial foundation.

(ii) Financial policy

The Olympus Group's basic financial policy is to balance maintaining of financial stability with improving of capital efficiency through appropriate control of financial leverage. Based on this basic policy, the Olympus Group maintains its financial stability considering indicators such as its interest-bearing debt/EBITDA ratio and equity ratio. In addition, we enhance our funding base through diversification of our funding measures, including issuance of publicly offered bonds in Japanese and overseas capital markets, and are working to reduce funding costs.

Olympus Corporation has obtained credit ratings from Rating and Investment Information, Inc., S&P Global Ratings Japan Inc., and Moody's Japan K.K., and the status as of March 31, 2025 is as follows:

Rating and Investment Information, Inc.: A+ (long-term, stable outlook), a-1 (short-term)

S&P Global Ratings Japan Inc.: BBB+ (long-term, stable outlook)

Moody's Japan K.K.: Baa1 (long-term, stable outlook)

(iii) Funding needs

The Olympus Group's funding needs for working capital are mainly for purchase of materials and parts to manufacture its products and manufacturing costs, as well as operating expenses such as personnel expenses and advertising and sales promotion expenses. The Olympus Group's funding needs for investment are mainly for R&D expenditures and capital expenditures. We will actively respond to the funding needs for strategic investments for future growth, while balancing maintaining of financial stability with improving of capital efficiency.

(iv) Financing

The Olympus Group's working capital and investment funds are covered by cash on hand, and when necessary, funds are raised through loans from financial institutions and issuance of bonds. We believe that the cash flows from operating activities will be sufficient to repay these loans and bonds. In addition, since we maintain good business relationships with our key financial institutions, and as stated in (ii) Financial policy, as the credit rating obtained from Rating and Investment Information, Inc. is A+, that obtained from S&P Global Ratings Japan Inc. is BBB+, and that obtained from Moody's Japan K.K. is Baa1, we believe that we can raise funds stably and at low cost in a timely manner. Additionally, we have in place a committed credit line for major currencies (JPY, USD, EUR, and GBP), which further enables us to raise funds flexibly and smoothly. We will continue to secure appropriate funding in response to funding needs, while balancing maintaining of financial stability with improving of capital efficiency.

(v) Capital allocation

In order to achieve sustainable growth of the Olympus Group, we prioritize and allocate cash to investments in growth drivers, invest in profitable, organic growth and make strategic investments in growth opportunities. While prioritizing investment in the business growth, we will also be active in executing shareholder returns in consideration of shareholder value. Our policy is to increase dividends stably and gradually, and to implement buyback of company shares flexibly based on investment opportunities and cash conditions. We will maintain sufficient cash on hand to ensure stable business operations while appropriately allocating cash to growth investment and shareholder returns.

(iii) Material accounting policies and estimates

The Olympus Group prepares its consolidated financial statements in accordance with IFRS. Estimates considered necessary in the preparation of these consolidated financial statements have been made on a reasonable basis. For more information on material accounting policies and estimates, please refer to "V. Financial Information, 1. Consolidated Financial Statements, etc., Notes to the Consolidated Financial Statements, 3. Material Accounting Policies and 4. Significant Accounting Estimates and Associated Judgments."

5. Material Contracts, etc.

(1) Alliance agreement

Name of contracting company	Counterparty	Country	Contents of agreement	Period of agreement
Olympus Corporation	Sony Corporation	Japan	Establishment of a joint venture in the medical business	No fixed term after September 28, 2012

(2) Business alliance agreement

Name of contracting company	Counterparty	Country	Contents of agreement
Olympus Corporation	1. Sony Corporation 2. Sony Olympus Medical Solutions Inc.	Japan	Business alliance in product development of next-generation endoscope systems

(3) Transfer of the orthopedic surgery business

Olympus Corporation entered into a put option agreement with PTCJ-6O Holdings KK and PTCJ-6F Holdings KK (special purpose companies established by Polaris Capital Group Co., Ltd., collectively, the "Polaris Capital Group") on May 25, 2024, to transfer the Orthopedic Business which is comprised of Olympus Terumo Biomaterials Corporation, a consolidated subsidiary of Olympus Corporation, and FH Ortho SAS (the "FHO Group"). The transfer of the business in accordance with this agreement was completed on July 12, 2024. Details are described in "V. Financial Information, Notes to the Consolidated Financial Statements, 34. Cash Flow Information, (Transfer of Orthopedic Business)."

(4) Acquisition of business that sells Olympus products from Sur Medical SpA

On January 14, 2025, we acquired the business that sells Olympus products from Sur Medical SpA through consolidated subsidiary Olympus Latin America, Inc. For details, please refer to "V. Financial Information, Notes to the Consolidated Financial Statements, 40. Business Combinations, (Acquisition of Sur Medical SpA)."

6. Research and Development Activities

The Olympus Group's corporate philosophy, our purpose, is "Making people's lives healthier, safer and more fulfilling," and we conduct research and development activities with the aim of realizing sustainable development.

We are focusing our investments and resources in the areas of GI, urology, and respiratory, where the Olympus Group has strengths, to achieve profitable and sustainable growth and improve patient outcomes.

In the company strategy, R&D is positioned as center of the most important value-creating initiatives for innovation, which is essential for our development. We aim to introduce innovation methods that address unmet needs, make appropriate investments that will drive future innovation, actively pursue strategic partnerships, and accelerate speed to market.

- Patient- and customer-centered innovation: Focus on clinical-driven innovation to address unmet needs, lower healthcare cost, and build on co-development practice with healthcare professionals.
- Strategic partnerships: Pro-actively seek for strategic partnerships through joint venture, early-stage investments, M&As and co-creation.
- Efficient and exceptional R&D organization: Become more efficient and predictable in project execution, fully leveraging our global resources and enhance capabilities and capacity.
- Right investment: Aim to strategically balance the development of next-generation products with long-term investment in innovation to ensure sustainable growth.

R&D expenditures for continuing operations, excluding discontinued operation, for the fiscal year ended March 31, 2025 were ¥103.9 billion, up 21.7% year on year, and the ratio to revenue was 10.4%, up 1.2 percentage points from the previous fiscal year.

To advance as a leading global MedTech company, it is critical for the Olympus Group to provide competitive and innovative products to the markets in a faster cadence. We gradually shift investments from sustaining activities to medium-term innovation and technology development, supporting our clinical unmet-needs driven strategy for next-generation products. In addition, we invest in the further search for transformative/disruptive technologies.

○ Endoscopic Solutions Business

We are mainly engaged in research and development of medical devices such as endoscopic videoscope systems and surgical endoscopy systems that contribute to early detection of diseases and minimally invasive treatments that are less burdensome for patients.

Major achievements during the period included obtaining U.S. FDA approval for our EU-ME3 ultrasound endoscopy systems, the launch of the "VISERA ELITE III (VEIII)," an endoscopic system for surgery, in the U.S., and the development of VEIII for launch in China. Furthermore, with the aim of seamlessly integrating a broad portfolio of endoscopic systems, videoscopes, gastroenterological treatment tools, reprocessing and services with cloud-based applications, we obtained U.S. FDA approval and EU MDR certification for the first cloud-based AI endoscopic image diagnosis support system. We will continue our efforts to launch an Intelligent Endoscopy Ecosystem. We are also working with NTT, Inc. to develop a cloud endoscopy system that enables real-time remote diagnosis and treatment.

○ Therapeutic Solutions Business

We are mainly engaged in the research and development of medical devices that contribute to minimally invasive treatments with less burden on patients, such as GI EndoTherapy, respiratory, and urological treatment devices.

Major achievements during period included the launch of the "VISERA S" imaging platform for office procedure in Japan, Europe, and some regions of Asia and Oceania, the launch of a 4K Camera Head for urological endoscopy in Europe, sales region expansion for "iTind," a minimally invasive treatment device for benign prostatic hyperplasia, and the launch of new designs for the "POWERSEAL" series of high-frequency sealer/divider devices. We are also continuing to develop single-use endoscopes.

The research and development expenditures related to each business are as follows:

Endoscopic Solutions Business: ¥66.8 billion, up 28.4% year on year.
Therapeutic Solutions Business: ¥33.0 billion, up 27.6% year on year.
Other businesses and Company-wide shared functions: ¥4.1 billion, down 45.4% year on year.

III. Information about Facilities

1. Overview of Capital Investment

Capital investment in the fiscal year ended March 31, 2025 was ¥85,000 million for the Olympus Group as a whole, mainly for the development of new products, streamlining of production, reinforcement of sales structure, and renewal of aging facilities, mainly by Olympus Corporation.

The situation by reportable segment is as follows:

Endoscopic Solutions Business

Capital investments in the endoscope business during the fiscal year ended March 31, 2025 totaled ¥56,500 million. In Japan, investments in R&D assets, investments for sales promotion purposes, and investments in production facilities for next-generation endoscope systems were the main items. Overseas, in addition to investments for sales promotion purposes and investments in R&D assets, investments were made for production bases in China.

Therapeutic Solutions Business

Capital investment in the therapeutic solutions business for the fiscal year ended March 31, 2025 totaled ¥21,600 million. In Japan, investments in R&D assets as well as investments to strengthen machinery and equipment, etc. in order to expand the lineup and increase production of endotherapy devices were the main items. Overseas, investments were made for sales promotion purposes and for R&D assets.

Management Division

Capital investments in the management division during the fiscal year ended March 31, 2025 totaled ¥6,900 million. Capital investments were mainly related to the redevelopment of the Hachioji Facility in Japan.

Notes: 1. Capital investments include investments in property, plant and equipment and intangible assets.
2. Businesses classified as discontinued operation are not included.

2. Major Facilities

(1) Reporting company

(As of March 31, 2025)

Facility (Location)		Segment	Details of major facilities and equipment	Book value of facilities and equipment by type (Millions of yen)						Numbers of employees (persons)
				Buildings and structures	Machin-ery and vehicles	Land [Area in thousands of m^2]	Lease assets (Property, plant and equip-ment)	Others	Total	
Global Headquarters (Hachioji-shi, Tokyo)		Endoscopic Solutions Therapeutic Solutions Management Division	Office equipment and testing and research facilities	16,702	711	93 [49]	571	4,588	22,665	1,923
Technology Development Center Utsugi (Hachioji-shi, Tokyo)		Endoscopic Solutions Therapeutic Solutions Management Division	Testing and research facilities and other fixtures	2,450	–	4,231 [41]	9	244	6,934	86
Nagano Facility Tatsuno (Tatsuno-machi, Kamiina-gun, Nagano)		Endoscopic Solutions	Office equipment and production equipment	8,004	515	1,110 [120]	5	6,736	16,370	140
Nagano Facility Ina (Ina-shi, Nagano)		Endoscopic Solutions	Production equipment	858	1	67 [32]	–	6	932	1
Shirakawa Facility (Nishigo-mura, Nishishirakawa-gun, Fukushima)		Endoscopic Solutions	Office equipment and other fixtures	2,992	33	–	–	917	3,942	293
Distribution Center Sagamihara (Minami-ku, Sagamihara-shi, Kanagawa)		Endoscopic Solutions Therapeutic Solutions	Equipment for sales promotion	79	388	–	–	20	487	19
Hatagaya Former Headquarters (Shibuya-ku, Tokyo)		Management Division	Office equipment and other fixtures	–	–	280 [1]	–	–	280	–
Shinjuku Satellite Office (Shinjuku-ku, Tokyo)				150	–	–	–	114	264	–
Rental facilities and equipment	Nagano Olympus Co., Ltd. (Tatsuno-machi, Kamiina-gun, Nagano)	Endoscopic Solutions	Production equipment	1,168	77	–	–	201	1,446	–
	Aizu Olympus Co., Ltd. (Aizu-Wakamatsu-shi, Fukushima)	Endoscopic Solutions	Production equipment	3,389	–	–	–	–	3,389	–
	Aomori Olympus Co., Ltd. (Kuroishi-shi, Aomori)	Therapeutic Solutions	Production equipment	2,012	–	184 [31]	–	–	2,196	–
	Shirakawa Olympus Co., Ltd. (Nishigo-mura, Nishishirakawa-gun, Fukushima)	Endoscopic Solutions	Production equipment	–	30	–	–	149	179	–

Facility (Location)		Segment	Details of major facilities and equipment	Book value of facilities and equipment by type (Millions of yen)						Numbers of employees (persons)
				Buildings and structures	Machin-ery and vehicles	Land [Area in thousands of m^2]	Lease assets (Property, plant and equip-ment)	Others	Total	
	Olympus Medical Systems Corp. (Hinode-cho, Nishitama-gun, Tokyo)	Endoscopic Solutions Therapeutic Solutions	Production equipment	395	–	–	–	–	395	–
	Others	–	–	487	–	–	–	487	–	–
Social welfare facilities (dormitory for bachelors and company housing)		–	–	522	–	2,553 [21]	–	3	3,078	–
Others		–	–	186	109	–	226	10,049	10,570	32
Total				39,394	1,864	8,518 [295]	811	23,027	73,614	2,494

Notes: 1. Book value is the book value in the non-consolidated financial statements in accordance with Japanese GAAP.

2. Others includes tools, furniture and fixtures, as well as construction in progress and intangible assets.

3. The main difference with IFRS is ¥1,540 million for right-of-use assets (land, buildings and structures).

4. Major leased facilities from companies other than consolidated companies are as follows:

(Rental contract)

(As of March 31, 2025)

Facility (Location)	Segment	Details of major facilities and equipment	Area (Thousands of m^2)	Annual rent (Millions of yen)
Distribution Center Sagamihara (Minami-ku, Sagamihara-shi, Kanagawa)	Endoscopic Solutions Therapeutic Solutions	Warehouse	32	571
Shinjuku Satellite Office (Shinjuku-ku, Tokyo)	Management Division	Office building	5	359

(2) Major domestic subsidiaries

(As of March 31, 2025)

Company name	Facility (Location)		Segment	Details of major facilities and equipment	Book value of facilities and equipment by type (Millions of yen)						Numbers of employees (persons)
					Buildings and structures	Machin-ery and vehicles	Land (Area in thousands of m^2)	Lease assets (Property, plant and equip-ment)	Others	Total	
Olympus Medical Systems Corp.	Hinode Plant (Hinode-cho, Nishitama-gun, Tokyo)		Endoscopic Solutions Therapeutic Solutions	Production equipment	110	598	1,440 [10]	–	129	2,277	263
	Management division Ishikawa (Hachioji-shi, Tokyo)		Endoscopic Solutions Therapeutic Solutions	Testing and research facilities and other fixtures	–	803	–	43	4,511	5,637	2,371
	Technology Development Center Utsugi (Hachioji-shi, Tokyo)		Endoscopic Solutions Therapeutic Solutions	Testing and research facilities and other fixtures	1	328	–	5	1,540	1,874	234
	Rental facili-ties and equip-ment	Nagano Olympus Co., Ltd. (Tatsuno-machi, Kamiina-gun, Nagano)	Endoscopic Solutions	Production equipment	12	1,384	–	–	169	1,565	–
		Aizu Olympus Co., Ltd. (Aizu-Wakamatsu-shi, Fukushima)	Endoscopic Solutions	Production equipment	887	2,583	1,232 [76]	–	578	5,280	–
		Aomori Olympus Co., Ltd. (Kuroishi-shi, Aomori)	Therapeutic Solutions	Production equipment	388	1,356	420 [40]	–	204	2,368	–
		Shirakawa Olympus Co., Ltd. (Nishigo-mura, Nishishirakawa-gun, Fukushima)	Endoscopic Solutions	Production equipment	148	933	868 [75]	–	560	2,509	–
	Others		–	–	–	710	–	283	1,762	2,475	186
	Total				1,546	8,695	3,960 [201]	331	9,453	23,985	3,054

Notes: 1. Book values are based on Japanese GAAP.

2. Others includes tools, furniture and fixtures, as well as construction in progress and intangible assets.

3. The main difference with IFRS is ¥22,377 million for R&D assets.

4. Major leased facilities from companies other than consolidated companies are as follows:

(Lease contract)

(As of March 31, 2025)

Facility (Location)	Segment	Details of major facilities and equipment	Lease term	Lease contract amount (Millions of yen)	Annual lease payment (Millions of yen)	Lease contract balance (Millions of yen)
Others	Endoscopic Solutions Therapeutic Solutions	Network equipment	May 2024 to February 2029	355	72	283

(3) Major overseas subsidiaries

(As of March 31, 2025)

Company name (Location)		Segment	Details of major facilities and equipment	Book value of facilities and equipment by type (Millions of yen)					Numbers of employees (persons)
				Buildings and structures	Machinery and vehicles	Land (Area in thousands of m^2)	Others	Total	
Olympus Corporation of the Americas	Pennsylvania, U.S.A.	Management Division	Office buildings Sales promotion equipment and other facilities	13,962	1,111	–	2,050	17,123	1,001
Olympus America Inc.	Pennsylvania, U.S.A.	Endoscopic Solutions Therapeutic Solutions	Business assets	4,407	52	876 [219]	29,072	34,407	1,423
Gyrus ACMI, Inc.	Massachusetts, U.S.A.	Therapeutic Solutions	Production equipment, sales promotion equipment and other facilities	7,668	2,084	138 [43]	25,159	35,049	2,840
Olympus Vietnam Co., Ltd.	Dong Nai Province, Vietnam	Therapeutic Solutions	Office buildings Production equipment	4,182	587	–	247	5,016	1,707
Olympus (Beijing) Sales & Service Co., Ltd.	Beijing, China	Endoscopic Solutions Therapeutic Solutions	Sales promotion equipment and other facilities	3,254	2	–	14,591	17,847	1,303
KeyMed (Medical & Industrial Equipment) Ltd.	Essex, U.K.	Endoscopic Solutions	Production equipment, sales promotion equipment and other facilities	4,422	416	155 [55]	4,055	9,048	852
Olympus Europa SE & Co. KG	Hamburg, Germany	Endoscopic Solutions Therapeutic Solutions	Office buildings Sales promotion equipment and other facilities	22,863	62	–	5,394	28,319	777
Olympus Winter & Ibe Properties GmbH & Co. KG	Hamburg, Germany	Endoscopic Solutions Therapeutic Solutions	Office buildings Land	12,175	–	2,166 [34]	–	14,341	–
Olympus Winter & Ibe GmbH	Hamburg, Germany	Endoscopic Solutions Therapeutic Solutions	Office buildings Production equipment	3,197	2,140	–	1,695	7,032	1,605
Medi-Tate Ltd.	Or-Akiva, Israel	Therapeutic Solutions	Intangible assets	28	8	–	8,677	8,713	12

Notes: 1. Book values are based on IFRS.

2. The above does not include construction in progress and software in progress.

3. Others includes tools, furniture and fixtures and intangible assets.

3. Planned Addition, Retirement, and Other Changes of Facilities

The Olympus Group's capital investment plan (new construction and expansion) for the year after the current fiscal year, planned as of March 31, 2025, is as follows:

(1) Significant addition of facilities

Company category	Company name/Facility name (Location)	Segment	Details of major facilities and equipment	Total planned investment (Millions of yen)	Amount already paid (Millions of yen)	Financing methods	Production capacity after completion
Reporting company	Nagano Facility Tatsuno (Tatsuno-machi, Kamiina-gun, Nagano)	Gastrointestinal Solutions	Land	12	–	Own capital	The production capacity is expected to be the same level as the current production capacity.
			Buildings and auxiliary facilities	5,471	6,305		
			Others	88	–		
			Total	5,571	6,305		
	Nagano Facility Ina (Ina-shi, Nagano)	Gastrointestinal Solutions	Buildings and auxiliary facilities	517	–	Own capital	
			Others	95	–		
			Total	612	–		
	Global Headquarters (Hachioji-shi, Tokyo)	Gastrointestinal Solutions Surgical & Interventional Solutions Management Division	Land	2,257	–	Own capital	
			Buildings and auxiliary facilities	6,126	827		
			Testing and research facilities	414	17		
			Software	2,885	–		
			Others	1,124	3		
			Total	12,806	847		
	Assets for rent: Aizu Olympus Co., Ltd.	Gastrointestinal Solutions	Buildings and auxiliary facilities	1,220	–	Own capital	
			Tools	701	36		
			Total	1,921	36		
	Assets for rent: Aomori Olympus Co., Ltd.	Gastrointestinal Solutions Surgical & Interventional Solutions	Buildings and auxiliary facilities	319	–	Own capital	
			Tools	340	12		
			Total	659	12		
	Assets for rent: Shirakawa Olympus Co., Ltd.	Gastrointestinal Solutions Surgical & Interventional Solutions	Buildings and auxiliary facilities	446	–	Own capital	
			Machinery	107	–		
			Tools	509	12		
			Others	23	–		
			Total	1,085	12		
	Assets for rent: Others	–	Buildings and auxiliary facilities	157	–	Own capital	
			Tools	191	–		
			Others	3	–		
			Total	351	–		
	Others	–	Others	832	4,293	Own capital	
			Total	832	4,293		
	Total			23,837	11,505		

Company category	Company name/Facility name (Location)	Segment	Details of major facilities and equipment	Total planned investment (Millions of yen)	Amount already paid (Millions of yen)	Financing methods	Production capacity after completion
Domestic subsidiary	Olympus Marketing, Inc. (Hachioji-shi, Tokyo)	Gastrointestinal Solutions Surgical & Interventional Solutions	Equipment for sales promotion	9,152	–	Own capital	
			Others	176	–		
			Total	9,328	–		
Domestic subsidiary	Olympus Medical Systems Corp. (Hachioji-shi, Tokyo)	Gastrointestinal Solutions Surgical & Interventional Solutions	Machinery	1,411	175	Own capital	
			Testing and research facilities	3,445	78		
			Others	323	–		
			Total	5,179	253		

Notes: 1. Values are based on Japanese GAAP.

2. The main difference with IFRS is ¥11,018 million for R&D assets and ¥2,939 million for right-of-use assets.

3. Amount already paid includes construction in progress.

4. Figures are based on the new reportable segments in accordance with the change in reportable segments from the subsequent fiscal year.

Company category	Company name/Facility name (Location)	Segment	Details of major facilities and equipment	Total planned investment (Millions of yen)	Amount already paid (Millions of yen)	Financing methods	Production capacity after completion
Overseas subsidiaries	Olympus Corporation of the Americas, Olympus America Inc., and others (Americas)	Gastrointestinal Solutions Surgical & Interventional Solutions	Buildings and auxiliary facilities	5,074	212	Own capital	The production capacity is expected to be the same level as the current production capacity.
			Machinery	847	918		
			Software	227	1,059		
			Equipment for sales promotion	8,130	–		
			R&D assets	8,680	–		
			Others	190	693		
			Total	23,148	2,882		
	Olympus Europa SE & Co. KG, Olympus Winter & Ibe GmbH, and others (Europe and Middle East)	Gastrointestinal Solutions Surgical & Interventional Solutions	Buildings and auxiliary facilities	2,455	1,176	Own capital	
			Machinery	2,973	2,405		
			Tools	362	199		
			Software	398	817		
			Equipment for sales promotion	6,206	99		
			R&D assets	3,879	–		
			Others	841	149		
			Total	17,114	4,845		
	Olympus (Beijing) Sales & Service Co., Ltd. (Beijing, China)	Gastrointestinal Solutions Surgical & Interventional Solutions	Buildings and auxiliary facilities	1,260	–	Own capital	
			Equipment for sales promotion	2,189	–		
			Others	129	26		
			Total	3,578	26		
	Olympus (Suzhou) Medical Device Co., Ltd. (Suzhou, China)	Gastrointestinal Solutions	R&D assets	3,526	–	Own capital	
			Others	–	1		
			Total	3,526	1		

Company category	Company name/Facility name (Location)	Segment	Details of major facilities and equipment	Total planned investment (Millions of yen)	Amount already paid (Millions of yen)	Financing methods	Production capacity after completion
	Olympus Vietnam Co., Ltd. (Dong Nai Province, Vietnam)	Gastrointestinal Solutions	Buildings and auxiliary facilities	1,418	–	Own capital	
			Machinery	701	–		
			Others	108	–		
			Total	2,227	–		

Note: 1. Figures are based on the new reportable segments in accordance with the change in reportable segments from the subsequent fiscal year.

(2) Significant retirement of facilities

There are no significant events.

IV. Information about Reporting Company

1. Company's Shares, etc.

(1) Total number of shares, etc.

(i) Total number of shares

Class	Total number of shares authorized to be issued (Shares)
Common stock	4,000,000,000
Total	4,000,000,000

(ii) Issued shares

Class	Number of issued shares as of the end of the current fiscal year (Shares) (March 31, 2025)	Number of issued shares as of the filing date (Shares) (June 19, 2025)	Name of financial instruments exchange on which the Reporting Company is listed or authorized financial instruments business association to which the Reporting Company is registered	Description
Common stock	1,139,116,300	1,139,116,300	Tokyo Stock Exchange, Prime Market	The number of shares constituting one unit: 100 shares
Total	1,139,116,300	1,139,116,300	–	–

(2) Subscription rights to shares, etc.

(i) Stock option plans

	The first subscription rights to shares	The second subscription rights to shares
Date of resolution	August 8, 2013	June 26, 2014
Classification and number of grantees	Five directors 20 corporate officers	Five directors 20 corporate officers
Number of subscription rights to shares*	83 [83]	161 [149]
Class, description and number of shares to be issued upon exercise of subscription rights to shares*	Common stock 33,200 [33,200] (Note 2)	Common stock 64,400 [59,600] (Note 2)
Paid-in amount upon exercise of subscription rights to shares*	¥1 (Note 3)	¥1 (Note 3)
Exercise period for subscription rights to shares*	From August 27, 2013 to August 26, 2043	From July 12, 2014 to July 11, 2044
Issue price and amount of capital incorporation of shares to be issued upon exercise of subscription rights to shares*	Issue price: ¥735 Amount of capital incorporation: ¥368	Issue price: ¥907 Amount of capital incorporation: ¥454
Conditions for exercising subscription rights to shares*	(i) A holder of subscription rights to shares may exercise the rights only during a period of 10 years that starts after one year has passed since the day immediately following the day on which the holder loses his/her position of director, executive officer or corporate officer of Olympus Corporation. (ii) In the event of the death of a holder of subscription rights to shares, rights may be exercised by heirs. (iii) Holders of subscription rights to shares may exercise all or part of their subscription rights.	

	The first subscription rights to shares	The second subscription rights to shares
Matters related to the transfer of subscription rights to shares*	Any acquisition of subscription rights to shares by way of transfer requires the approval of the Board of Directors.	
Matters related to the delivery of subscription rights to shares in connection with reorganization*	(Note 4)	

	The third subscription rights to shares	The fourth subscription rights to shares
Date of resolution	June 26, 2015	June 28, 2016
Classification and number of grantees	Five directors 19 corporate officers	Five directors 19 corporate officers
Number of subscription rights to shares*	134 [130]	151 [151]
Class, description and number of shares to be issued upon exercise of subscription rights to shares*	Common stock 53,600 [52,000] (Note 2)	Common stock 60,400 [60,400] (Note 2)
Paid-in amount upon exercise of subscription rights to shares*	¥1 (Note 3)	¥1 (Note 3)
Exercise period for subscription rights to shares*	From July 14, 2015 to July 13, 2045	From July 14, 2016 to July 13, 2046
Issue price and amount of capital incorporation of shares to be issued upon exercise of subscription rights to shares*	Issue price: ¥1,104 Amount of capital incorporation: ¥552	Issue price: ¥896 Amount of capital incorporation: ¥448
Conditions for exercising subscription rights to shares*	(i) A holder of subscription rights to shares may exercise the rights only during a period of 10 years that starts after one year has passed since the day immediately following the day on which the holder loses his/her position of director, executive officer or corporate officer of Olympus Corporation. (ii) In the event of the death of a holder of subscription rights to shares, rights may be exercised by heirs. (iii) Holders of subscription rights to shares may exercise all or part of their subscription rights.	
Matters related to the transfer of subscription rights to shares*	Any acquisition of subscription rights to shares by way of transfer requires the approval of the Board of Directors.	
Matters related to the delivery of subscription rights to shares in connection with reorganization*	(Note 4)	

* Details as of the end of the current fiscal year (March 31, 2025). The details as of the end of the month prior to the filing date are stated in [ ] for items that changed between the end of the current fiscal year and the end of the month prior to the filing date (May 31, 2025), and there is no change to other items from the details as of the end of the current fiscal year.

Notes: 1. Olympus Corporation conducted a four-for-one split of common stock with an effective date of April 1, 2019 by resolution of the Board of Directors meeting held on February 8, 2019. As a result, the "number of shares to be issued upon exercise of subscription rights to shares" and the "Issue price and amount of capital incorporation of shares to be issued upon exercise of subscription rights to shares" have been adjusted.

2. The number of shares to be issued for each stock subscription right (hereinafter "Number of Shares Granted") shall be 400. If, after the stock subscription right allotment date, Olympus Corporation conducts a stock split, allotment of shares without contribution or consolidation of shares with regard to its common stock, the Number of Shares Granted shall be adjusted according to the following formula, and any fraction of less than one share resulting from the adjustment shall be rounded down.

   Number of Shares Granted after adjustment = Number of Shares Granted before adjustment × ratio of stock split, allotment of shares without contribution or consolidation of shares

   The Number of Shares Granted after adjustment shall be applied, in the case of a stock split or allotment of shares without contribution, on and after the day following the record date of such stock split or allotment of shares without contribution, and in the case of a consolidation of shares, on and after the effective date of such consolidation of shares. However, if a stock split or allotment of shares without contribution is conducted on the condition that a proposal to increase capital or reserves by reducing the amount of surplus is approved at a General Meeting of Shareholders, and the

record date for the stock split or allotment of shares without contribution is a date prior to the conclusion of such General Meeting of Shareholders, the Number of Shares Granted after adjustment shall be applied on and after the day following the date of the conclusion of such General Meeting of Shareholders.

In addition, if subscription rights to shares are succeeded through an absorption-type merger or consolidation-type merger, or through a share exchange or share transfer in which Olympus Corporation becomes a wholly owned subsidiary, Olympus Corporation may adjust the Number of Granted Shares as deemed necessary in accordance with the merger ratio or other factors.

3. The amount to be paid in per share that can be delivered by exercising subscription rights to shares shall be ¥1 multiplied by the Number of Granted Shares.

4. In the event of a merger (only if Olympus Corporation is dissolved in the merger), absorption-type company split or incorporation-type company split (only if Olympus Corporation is split in each case), or share exchange or share transfer (only if Olympus Corporation becomes a wholly owned subsidiary in each case) (hereinafter collectively, "Reorganization"), Olympus Corporation shall issue the subscription rights to shares of the stock company listed in Article 236, Paragraph 1, Item 8 (a) to (e) of the Companies Act (hereinafter "Reorganizing Company") to holders of subscription rights to shares holding subscription rights to shares remaining immediately before the effective date (effective date of an absorption-type merger if an absorption-type merger, date of incorporation of a newly incorporated company if an incorporation-type merger, effective date of the absorption-type split if absorption-type split, date of incorporation of a newly incorporated company if an incorporation-type split, effective date of a share exchange if a share exchange, and the date of incorporation as a wholly owning parent company established through a share transfer if a share transfer) of Reorganization (hereinafter "Remaining Subscription Rights to Shares"), in each case. However, the delivery of the subscription rights to shares of the Reorganizing Company in accordance with the following conditions shall be provided for in the absorption-type merger agreement, incorporation-type merger agreement, absorption-type company split agreement, incorporation-type company split plan, share exchange agreement, or share transfer plan.

(1) Number of subscription rights to shares of the Reorganizing Company to be delivered

The same number of subscription rights to shares as the number of Remaining Subscription Rights to Shares held by the holder of subscription rights to shares shall be delivered to each holder.

(2) Class of shares of the Reorganizing Company to be issued upon exercise of subscription rights to shares

Shares of common stock of the Reorganizing Company.

(3) Number of shares of the Reorganizing Company to be issued upon exercise of subscription rights to shares

To be determined in accordance with Note 2, after taking into consideration the conditions, etc. for Reorganization.

(4) Value of assets to be contributed upon exercise of the subscription rights to shares

(i) The value of the assets to be contributed upon exercising each subscription rights to shares to be delivered shall be the amount obtained by multiplying the amount paid in after reorganization set forth in (ii) below by the number of shares of the Reorganizing Company to be issued for each stock subscription right determined in accordance with (3) above.

(ii) The amount to be paid in after reorganization shall be ¥1 per share of the Reorganizing Company that can be delivered by exercising each stock subscription right to be delivered.

(5) Period during which subscription rights to shares may be exercised

The period from the later of either the start date of the period during which subscription rights to shares may be exercised set forth in "Exercise period for subscription rights to shares" above or the effective date of Reorganization, until the date of expiration of the period during which subscription rights to shares may be exercised set forth in "Exercise period for subscription rights to shares" above.

(6) Matters related to the increase in share capital and capital surplus when shares are issued through the exercise of subscription rights to shares

(i) The amount of share capital to be increased when shares are issued upon the exercise of the subscription rights to shares shall be the upper limit amount of increase in share capital, etc. calculated in accordance with Article 17, Paragraph 1 of the Regulations on Corporate Accounting, multiplied by 0.5, and any fractions less than ¥1 resulting from such calculation shall be rounded up.

(ii) The amount of capital surplus to be increased when shares are issued upon the exercise of the subscription rights to shares shall be the upper limit amount of increase in share capital, etc. set forth in (i) above minus the amount of increase in share capital set forth in (i) above.

(7) Restrictions on acquisition of subscription rights to shares by transfer

The acquisition of subscription rights to shares by transfer shall require approval by a resolution of the Board of Directors of the Reorganizing Company.

(8) Acquisition provisions for subscription rights to shares

If any of the proposals (i), (ii), (iii), (iv) or (v) below is approved by the General Meeting of Shareholders (or by a resolution of the Board of Directors if a resolution of a General Meeting of Shareholders is not required), Olympus Corporation may acquire subscription rights to shares without contribution on a date separately determined by the Board of Directors.

(i) Proposal to approve a merger agreement under which Olympus Corporation becomes the dissolving company

(ii) Proposal to approve a company split agreement or an incorporation-type company split plan under which Olympus Corporation becomes the splitting company

(iii) Proposal to approve a share exchange agreement or share transfer plan under which Olympus Corporation becomes a wholly owned subsidiary

(iv) Proposal to approve an amendment to the Articles of Incorporation to establish a provision requiring the approval of Olympus Corporation for the acquisition of all shares issued by Olympus Corporation by means of transfer

(v) Proposal to approve an amendment to the Articles of Incorporation to establish a provision that the acquisition of such shares by transfer shall require the approval of Olympus Corporation or that Olympus Corporation shall acquire all of such class of shares by a resolution of a General Meeting of Shareholders, as the details for shares to be issued upon exercise of subscription rights to shares

(9) Other conditions for exercising subscription rights to shares

To be determined in accordance with "Conditions for exercising subscription rights to shares" above.

(ii) Rights plans

Not applicable.

(iii) Other subscription rights to shares, etc.

Not applicable.

(3) Exercises of bonds with subscription rights to shares containing a clause for exercise price amendment, etc.

Not applicable.

(4) Changes in the total number of issued shares, share capital, etc.

Date	Increase (Decrease) in the total number of issued shares (Thousand shares)	Balance of the total number of issued shares (Thousand shares)	Increase (Decrease) in share capital (Millions of yen)	Balance of share capital (Millions of yen)	Increase (Decrease) in legal capital surplus (Millions of yen)	Balance of legal capital surplus (Millions of yen)
June 4, 2021 (Note)	(71,621)	1,299,294	–	124,643	–	91,063
June 8, 2022 (Note)	(13,402)	1,285,892	–	124,643	–	91,063
March 28, 2023 (Note)	(19,713)	1,266,179	–	124,643	–	91,063
February 29, 2024 (Note)	(51,032)	1,215,147	–	124,643	–	91,063
April 30, 2024 (Note)	(37,447)	1,177,700	–	124,643	–	91,063
January 31, 2025 (Note)	(38,584)	1,139,116	–	124,643	–	91,063

Note: Due to cancellation of treasury shares.

(5) Shareholding by shareholder category

As of March 31, 2025

Category	Status of shares (Number of shares constituting one unit: 100 shares)								Shares less than one unit (Shares)
	Government and local municipal-ities	Financial institutions	Financial instrument business operators	Other corporations	Foreign corporations, etc.		Individuals and others	Total	
					Other than individuals	Individuals			
Number of shareholders (Persons)	–	49	51	444	843	219	47,187	48,793	–

Number of shares held (Unit)	–	4,098,770	648,195	214,705	5,753,933	1,263	672,324	11,389,190	197,300
Percentage of shares held (%)	–	35.99	5.69	1.89	50.52	0.01	5.90	100.00	–

Notes: 1. Of the 11,305,636 shares of treasury shares, 113,056 units are included in "Individuals and others" and 36 shares are included in "Shares less than one unit."

2. The figures in "Other corporations" include 41 units held under the name of Japan Securities Depository Center.

(6) Principal shareholders

As of March 31, 2025

Name of shareholders	Location	Number of shares held (Shares)	Percentage of shares held against the total number of issued shares (excluding treasury shares) (%)
The Master Trust Bank of Japan, Ltd. (Trust Account)	Akasaka Intercity AIR, 1-8-1 Akasaka, Minato-ku, Tokyo, Japan	224,631,200	19.92
Custody Bank of Japan, Ltd. (Trust Account)	1-8-12 Harumi, Chuo-ku, Tokyo, Japan	83,612,200	7.41
STATE STREET BANK AND TRUST COMPANY 505001 (Standing proxy: Mizuho Bank, Ltd.)	Boston, U.S.A. (Shinagawa Intercity A, 2-15-1 Konan, Minato-ku, Tokyo, Japan)	54,845,380	4.86
SMBC Trust Bank Ltd. (Olympus shares in Sumitomo Mitsui Banking Corporation's Retirement Benefit Trust Account)	1-3-2 Marunouchi, Chiyoda-ku, Tokyo, Japan	39,509,300	3.50
Morgan Stanley MUFG Securities Co., Ltd.	Otemachi Financial City South Tower, 1-9-7 Otemachi, Chiyoda-ku, Tokyo, Japan	32,396,222	2.87
JP MORGAN CHASE BANK 385632 (Standing proxy: Mizuho Bank, Ltd.)	London, U.K. (Shinagawa Intercity A, 2-15-1 Konan, Minato-ku, Tokyo, Japan)	29,113,283	2.58
STATE STREET BANK WEST CLIENT - TREATY 505234 (Standing proxy: Mizuho Bank, Ltd.)	North Quincy, U.S.A. (Shinagawa Intercity A, 2-15-1 Konan, Minato-ku, Tokyo, Japan)	23,049,412	2.04
Nippon Life Insurance Company	1-6-6 Marunouchi, Chiyoda-ku, Tokyo, Japan	21,258,572	1.88
STATE STREET BANK AND TRUST COMPANY 505223 (Standing proxy: Mizuho Bank, Ltd.)	Boston, U.S.A. (Shinagawa Intercity A, 2-15-1 Konan, Minato-ku, Tokyo, Japan)	21,150,778	1.88
STATE STREET BANK AND TRUST COMPANY 505103 (Standing proxy: Mizuho Bank, Ltd.)	Boston, U.S.A. (Shinagawa Intercity A, 2-15-1 Konan, Minato-ku, Tokyo, Japan)	19,606,319	1.74
Total	———	549,172,666	48.68

Notes: 1. Percentage of shares held against the total number of issued shares (excluding treasury shares) is rounded to the second decimal place.

2. The Change Report for the Large-Volume Holding Report dated June 21, 2021 and available for public inspection shows that Sumitomo Mitsui Trust Bank, Limited and two other joint holders hold 82,941,600 shares as of June 15, 2021, but as Olympus Corporation could not confirm the actual number of shares held as of March 31, 2025, these holders have not been included in the above status of major shareholders. The details in the Change Report for the Large-Volume Holding Report are as follows:

Name	Numbers of shares held (Shares)	Percentage of shares held against the total number of issued shares (%)
Sumitomo Mitsui Trust Bank, Limited	3,556,000	0.27
Sumitomo Mitsui Trust Asset Management Co., Ltd.	37,309,500	2.87
Nikko Asset Management Co., Ltd.	42,076,100	3.24
Total	82,941,600	6.38

3. The Large-Volume Holding Report dated July 9, 2021 and available for public inspection shows that Baillie Gifford & Co and one other joint holder hold 65,597,033 shares as of June 30, 2021, but as Olympus Corporation could not confirm the actual number of shares held as of March 31, 2025, these holders have not been included in the above status of major shareholders. The details in the Large-Volume Holding Report are as follows:

Name	Numbers of shares held (Shares)	Percentage of shares held against the total number of issued shares (%)
Baillie Gifford & Co	27,961,656	2.15
Baillie Gifford Overseas Limited	37,635,377	2.90
Total	65,597,033	5.05

4. The Change Report for the Large-Volume Holding Report dated May 10, 2023 and available for public inspection shows that Nomura Asset Management Co., Ltd. and one other joint holder hold 85,792,527 shares as of April 28, 2023, but as Olympus Corporation could not confirm the actual number of shares held as of March 31, 2025, these holders have not been included in the above status of major shareholders. The details in the Change Report for the Large-Volume Holding Report are as follows:

Name	Numbers of shares held (Shares)	Percentage of shares held against the total number of issued shares (%)
NOMURA INTERNATIONAL PLC	2,882,627	0.23
Nomura Asset Management Co., Ltd.	82,909,900	6.55
Total	85,792,527	6.78

5. The Large-Volume Holding Report dated May 8, 2024 and available for public inspection shows that Massachusetts Financial Services Company and one other joint holder hold 59,169,200 shares as of April 30, 2024, but as Olympus Corporation could not confirm the actual number of shares held as of March 31, 2025, these holders have not been included in the above status of major shareholders. The details in the Large-Volume Holding Report are as follows:

Name	Numbers of shares held (Shares)	Percentage of shares held against the total number of issued shares (%)
Massachusetts Financial Services Company	58,120,500	4.94
MFS Investment Management K.K.	1,048,700	0.09
Total	59,169,200	5.02

6. The Change Report for the Large-Volume Holding Report dated January 7, 2025 and available for public inspection shows that BlackRock Japan Co., Ltd. and seven other joint holders hold 85,403,225 shares as of December 31, 2024, but as Olympus Corporation could not confirm the actual number of shares held as of March 31, 2025, these holders have not been included in the above status of major shareholders. The details in the Change Report for the Large-Volume Holding Report are as follows:

Name	Numbers of shares held (Shares)	Percentage of shares held against the total number of issued shares (%)
BlackRock Japan Co., Ltd.	27,055,200	2.30
BlackRock Advisers, LLC	1,196,312	0.10
BlackRock (Netherlands) BV	4,197,870	0.36
BlackRock Fund Managers Limited	4,883,159	0.41
BlackRock Asset Management Ireland Limited	7,623,572	0.65
BlackRock Fund Advisors	22,643,800	1.92
BlackRock Institutional Trust Company, N.A.	16,050,592	1.36
BlackRock Investment Management (UK) Limited	1,752,720	0.15
Total	85,403,225	7.25

(7) Voting rights

(i) Issued shares

As of March 31, 2025

Category	Number of shares (Shares)	Number of voting rights	Description
Shares with no voting rights	–	–	–
Shares with restricted voting rights (treasury shares, etc.)	–	–	–
Shares with restricted voting rights (other)	–	–	–
Shares with full voting rights (treasury shares, etc.)	(Treasury shares) Common stock 11,305,600	–	–
Shares with full voting rights (other)	Common stock 1,127,613,400	11,276,134	–
Shares less than one unit	Common stock 197,300	–	–
Total number of issued shares	1,139,116,300	–	–
Number of voting rights held by all shareholders	–	11,276,134	–

Notes: 1. Common stock in "Shares with full voting rights (other)" includes 4,100 shares (41 voting rights) held under the name of Japan Securities Depository Center.

2. Olympus Corporation conducted the disposal of treasury shares of 832,845 shares based on its subsequent grant-type restricted stock unit (RSU) system and performance-based stock compensation (PSU) system on June 13, 2025.

(ii) Treasury shares, etc.

As of March 31, 2025

Name of shareholder	Address of shareholder	Number of shares held under own name (Shares)	Number of shares held under the names of others (Shares)	Total number of shares held (Shares)	Percentage of shares held against the total number of issued shares (%)
(Treasury shares) Olympus Corporation	2951 Ishikawa-machi, Hachioji-shi, Tokyo, Japan	11,305,600	–	11,305,600	0.99
Total	–	11,305,600	–	11,305,600	0.99

Note: Olympus Corporation conducted the disposal of treasury shares of 832,845 shares based on its subsequent grant-type restricted stock unit (RSU) system and performance-based stock compensation (PSU) system on June 13, 2025.

2. Share Repurchase

Class of Shares: Repurchase of common stock under Article 155, Item 3 of the Companies Act and repurchase of common stock under Article 155, Item 7 of the Companies Act

(1) Repurchase by resolution of General Meeting of Shareholders

Not applicable.

(2) Repurchase by resolution of Board of Directors

Category	Number of shares (Shares)	Total amount (Yen)
Status of resolutions at meeting of the Board of Directors (May 10, 2024) (Repurchase period: May 13, 2024 to December 31, 2024)	60,000,000	100,000,000,000
Shares repurchased prior to the current fiscal year	–	–
Shares repurchased in the current fiscal year	38,583,900	99,999,945,000
Number and total amount of residual resolution shares	21,416,100	55,000
Unexercised ratio at the end of the current fiscal year (%)	35.69	0.00
Shares repurchased during the current period	–	–
Unexercised ratio as of the filing date (%)	35.69	0.00

(3) Repurchase not based on resolution of General Meeting of Shareholders or of Board of Directors

Category	Number of shares (Shares)	Total amount (Yen)
Shares repurchased in the current fiscal year	862	2,139,641
Shares repurchased during the current period	20	38,280

Note: The number of shares repurchased during the current period does not include shares due to the purchase of shares less than one unit from June 1, 2025 to the filing date of this Annual Securities Report.

(4) Disposition and holding of treasury shares

Category	Current fiscal year		Current period	
	Number of shares (Shares)	Total amount of disposal value (Yen)	Number of shares (Shares)	Total amount of disposal value (Yen)
Treasury shares solicited to subscribers	–	–	–	–
Treasury shares disposed of for cancellation	76,030,400	172,498,618,148	–	–
Treasury shares transferred in connection with a merger, share exchange, share issuance, or corporate split	–	–	–	–
Other (disposal of treasury shares pertaining to the exercising of subscription rights to shares)	70,800	171,746,095	6,400	15,813,817
Other (disposal of treasury shares pertaining to restricted stock compensation)	692,833	1,425,340,197	–	–
Number of treasury shares held	11,305,636	–	11,299,256	–

Notes: 1. The number of treasury shares held during the current period does not include shares due to the repurchase of shares of Olympus Corporation and disposal of treasury shares from June 1, 2025 to the filing date of this Annual Securities Report.

2. Olympus Corporation conducted the disposal of treasury shares of 832,845 shares based on its subsequent grant-type restricted stock unit (RSU) system and performance-based stock compensation (PSU) system on June 13, 2025.

3. Dividend Policy

In order to achieve sustainable growth of the Olympus Group, we prioritize and allocate cash to investments in growth drivers, invest in profitable, organic growth and make strategic investments in growth opportunities.

Our policy is to increase dividends stably and gradually, and to implement buyback of company shares flexibly based on investment opportunities and cash conditions.

In accordance with the policy mentioned above, Olympus Corporation has decided to pay a year-end dividend of ¥20 per share for the current fiscal year, an increase of ¥2 from the previous fiscal year, by a resolution at the meeting of the Board of Directors held on May 13, 2025. Effective date and payment start date are June 5, 2025.

Olympus Corporation's Articles of Incorporation provide that Olympus Corporation may pay dividends from retained earnings, etc. by a resolution of the Board of Directors, pursuant to Article 459, Paragraph 1 of the Companies Act. There is no provision regarding the number of times dividends can be paid each fiscal year. In addition, Olympus Corporation is subject to consolidated dividend regulations.

Resolution	Total dividends (Millions of yen)	Dividend per share (Yen)
Board of Directors meeting held on May 13, 2025	22,556	20

4. Corporate Governance, etc.

(1) Overview of corporate governance

As of the filing date of this Annual Securities Report (June 19, 2025)

(i) Basic Concepts Regarding Corporate Governance

[Basic Policy on Corporate Governance]

All our activities are based on "Making people's lives healthier, safer and more fulfilling" as stated in our corporate philosophy. Following this philosophy, we aim to improve the Olympus group's continuous development and mid- and long-term corporate value for all stakeholders, including shareholders.

Basic Idea Regarding Corporate Governance

Based on our fiduciary responsibility to shareholders and our responsibility to stakeholders including clients, employees and local communities, etc. as well as the above corporate philosophy, our company has implemented the principles of the Corporate Governance Code and developed this policy with the aim of realizing effective corporate governance.

1. Securing Shareholders' Rights and Equality

(1) Securing Shareholders' Rights
We respect shareholders' rights and secure their substantial equality.

(2) Exercise of Rights at the General Meeting of Shareholders
We take appropriate steps to improve the environment pertaining to the exercise of rights at the general meeting of shareholders.

(3) Basic Capital Policy
In order to enhance corporate value, our basic capital policy is to provide continuous shareholder returns, with priority given to investment in growth areas, based on the premise of securing a stable financial base. In addition, we explain this policy in dialogue with shareholders/investors.

(4) Cross-Shareholdings
If it is judged that listed shares will contribute to the improvement of the Olympus group's corporate value in the mid- to long-term, then, upon verifying the economic rationality and the future prospects for the mid- to long-term, we will hold listed shares. Every year, the Board of Directors will assess the suitability of ownership of such listed shares, considering comprehensively the purpose of and the risks and benefits associated with the holdings, and may gradually reduce such shares that we judge not to be suitable for continued ownership. In order to exercise shareholders' rights as to these holdings, we will exercise our voting rights on all agenda items, and from the viewpoint of improving the mid- to long-term corporate value of an enterprise issuing such shares, will consider said enterprise's financial condition and decide appropriately about whether to approve or disapprove each agenda item.

(5) Related Party Transactions
In the case of conducting related party transactions, the approval of the Board of Directors of Olympus Corporation or its applicable majority-owned subsidiary company involved in the transaction is required to be obtained, all in accordance with the "Job Authority Rules" and any other related rules. Its applicable majority-owned subsidiary company is required to report to Olympus Corporation after obtaining approval from the regional headquarters.

2. Cooperation with Stakeholders other than Shareholders

Under "Making people's lives healthier, safer and more fulfilling." as stated in our corporate philosophy, we endeavor to cooperate as appropriate with various stakeholders including employees, clients, business connections, creditors and local communities.

(1) Formulate and Implement the Code of Conduct
We will present our values regarding appropriate cooperation with stakeholders, respect for their interests, and ethics for sound business activities, and stipulate and implement a code of conduct to be complied with by such members. Specifically, we have formulated the "Corporate Philosophy," "Our Behaviors" and the "Olympus Global Code of Conduct" as a code of conduct for all groups, and have widely disseminated them among all officers and employees who belong to the Olympus group.

(2) Basic Concepts on Sustainability Related Initiatives
Based on our corporate philosophy, the Olympus group identifies important ESG areas and important issues (materiality) on which we should focus and strives to resolve various social and environmental issues through its business.

(3) Ensuring Human Resources Who Have Different Perspectives
The Olympus group envisions a workplace where inclusion is seamlessly woven into our culture and business, empowering every individual to thrive. The Olympus group is committed to fostering an environment where all people, regardless of background, identity, or experience, are respected, valued, and given the opportunity to reach their full potential.

(4) Whistleblowing
We appoint a supervisor responsible for compliance-related matters. Furthermore, we have established a global contact desk which is available 24 hours a day in multiple languages for any employees and external stakeholders and which is in addition to local internal compliance-related reporting systems in each region. We report the use of the foregoing to the Audit Committee regularly and to the Board of Directors as necessary.

(5) Roles of Corporate Pension Funds as Asset Owners
We manage corporate pension funds through the Olympus Corporate Pension Fund. The Olympus Corporate Pension Fund arranges investment trusts and pension insurance policies and outsources their management to financial institutions in accordance with policies and portfolios approved by the Asset Management Committee, which consists of personnel, accounting and financial experts. The Olympus Corporate Pension Fund monitors its investment status, including stewardship activities, on a regular basis.

3. Complete Information Disclosure and Secured Transparency

(1) Complete Information Disclosure
Under the basic concept for all corporate activities, "Making people's lives healthier, safer and more fulfilling." as stated in our corporate philosophy, we will disclose corporate information, such as management policy, financial condition, status of business activities and sustainability in a fair, timely, appropriate and active manner for the purpose of obtaining all stakeholders' correct understanding and trust.

(2) External Accounting Auditor
Our Audit Committee establishes evaluation standards for accounting auditor and confirms the appropriateness of audit quality, independence, etc. in accordance with the standards above.

4. Responsibility of the Board of Directors, etc.

(1) Role of the Board of Directors

The Board of Directors determines Basic Management Policy, matters related to the internal control system, and other important matters, and supervises directors and executive officers, in the execution of their duties.

(2) Qualification of Directors and Auditors

Having high ethical standards as well as the experience, knowledge and ability required to create mid- to long-term corporate value, our directors spend a sufficient amount of time for the Board of Directors in order to fulfill their own obligations and responsibilities.

(3) Composition of the Board of Directors

We examine the composition of the Board of Directors to ensure a range of viewpoints.

(4) Scale of the Board of Directors

Based on the Olympus group's scale and business lines, we maintain an appropriate number of members, fifteen or fewer persons, as stipulated in the Articles of Incorporation, in order to effectively and efficiently exercise the functions of the Board of Directors.

(5) Independent Outside Director

From the viewpoint of increasing the supervisory functions of the Board of Directors, more than half of the directors are independent outside directors. The independence standards are set forth by the Nominating Committee.

(6) Chairperson of the Board of Directors

For the purpose of securing the supervisory function of the Board of Directors, an independent outside director serves as the chairperson of the Board of Directors.

(7) Committees for Nomination, Compensation and Audit

The Board of Directors shall set up a Nominating Committee, Compensation Committee and Audit Committee.

Nominating Committee

- The Nominating Committee shall deliberate matters related to human resources at the director and executive officer level, and shall determine the content of proposals submitted to the General Meeting of Shareholders in relation to the appointment and dismissal of directors.
- The nominating committee consists of three or more committee members selected from among the directors by the Board of Directors, and independent outside directors constitute the absolute majority thereof. An independent outside director serves as the chairperson.

Compensation Committee

- The Compensation Committee shall deliberate directors' and executive officers' compensation-related matters, etc., and prescribe policy in relation to determining the details of compensation, etc., and in accordance with the policy, determine the contents of compensation, etc. for individuals.
- The compensation committee consists of three or more committee members selected from among the directors by the Board of Directors, and independent outside directors constitute the absolute majority thereof. An independent outside director serves as the chairperson.

Audit Committee

- The Audit Committee shall carry out the following duties.
  1) Auditing the execution of duties by executive officers and directors, and creating audit reports
  2) Determining the content of proposals relating to the appointment, dismissal and non-reappointment of accounting auditor
  3) Other duties prescribed by law or by the Articles of Incorporation, and other matters recognized as necessary by the Audit Committee
- The Audit Committee shall consist of at least three individuals selected from among the directors by the Board of Directors, of whom more than half shall be independent outside directors. The chairperson of the committee shall be an independent outside director. Moreover, at least one member shall be an individual who possesses extensive knowledge related to financial and accounting.

(8) Appointment Process of the Directors

The Nominating Committee shall deliberate director candidates while making reference to the selection criteria, hold interviews, and determine the content of proposals submitted to the General Meeting of Shareholders in relation to the appointment and dismissal of directors.

(9) Fostering and Deciding the CEO's Successor

The Nominating Committee periodically discusses a succession plan for the CEO.

As for determining the successor, the Nominating Committee discusses whether the candidates have qualifications that are suitable for the CEO, and provides opinions and advice to the Board of Directors. Thereafter, the successor is decided by the Board of Directors.

(10) Compensation System

Regarding officers' compensation (directors and executive officers), the basic policy is to provide compensation that is suited to their duties, and to increase the awareness among the officers in order to: "Meet expectations of various stakeholders by aiming to maximize corporate values." Based on said policy, the Compensation Committee focuses on appropriately setting the compensation ratio linked to short and mid- and long-term performance, and decides officers' compensation.

(11) Management of the Board of Directors Meeting

For the purpose of deciding on important matters and supervising business operations, agenda items for, time of, and the frequency of holding the Board of Directors meeting are set in order to facilitate necessary and sufficient discussion. In order to facilitate constructive discussions and the exchange of opinions at the Board of Directors meeting, materials are sent regarding matters to be discussed and matters to be reported at the Board of Directors meeting in consideration of the time required for the attendees to prepare for the Board of Directors meeting. Moreover, the Board of Directors meeting schedule and expected agenda items are prepared in advance.

(12) Assembly for Outside Directors Only

We hold an "Executive Session," which is held after the conclusion of every Board of Directors meeting and an "Opinion Exchange Meeting for Outside Directors," which is held four times a year (once per quarter). These are meetings in which only outside directors can participate. At each meeting, the outside directors aim to share their recognition while extracting management issues and providing feedback on the details to the executive officers.

(13) Evaluation of the Board of Directors Meeting

Every year, the effectiveness of the Board of Directors is analyzed and evaluated including a third party's perspectives, and we aim to improve the effectiveness of the Board of Directors by extracting the issues and aiming for improvements, as necessary. Most importantly, we aim to improve our sustainable growth and medium- to long-term corporate value. An overview of the evaluation result is released.

(14) Information Acquisition and Support System

- We endeavor to actively provide the directors with information helpful for effectively fulfilling their roles and duties.
- The outside directors of Olympus Corporation may, whenever deemed necessary or appropriate, request an explanation or report from internal directors, executive officers or employees, or request the submission of internal materials.
- We are working to stimulate discussions at the Board of Directors, providing outside directors with explanation of agendas in advance and setting opportunities for debate about corporate strategy, as necessary.
- We establish at the Board of Directors and each Committee a secretariat with appropriate personnel to enable the Board of Directors and each director, the Nominating, Compensation, and Audit Committees and their respective members to properly execute their duties.

(15) Training for Directors

The directors endeavor to improve themselves including by acquiring and updating, etc. their knowledge in order to fulfill their roles and duties. We provide newly-appointed outside directors with various programs for acquiring knowledge concerning Olympus Corporation, including tours to our business office and factory, as well as study groups on our business, etc.

5. Dialogue with Shareholders

(1) Policy for Constructive Dialogue with Shareholders

For the purpose of our continuous development and improvement of mid- to long-term corporate value, the Board of Directors has stipulated and announced the Policy for Improving the System and Initiatives for Promoting Constructive Dialogue with Shareholders/Investors.

Policy for Improving the System and Initiatives for Promoting Constructive Dialogue with Shareholders/Investors

1) Basic policy
For the purpose of our continuous development and improvement of mid- to long-term corporate value, we, centering on the CEO and the CFO, actively conduct constructive dialogue with shareholders/investors (hereinafter, "shareholders, etc."). The IR function assists such initiatives through internal information exchange and improving the system for providing shareholders' opinions as feedback, etc. to the upper management team.
In our dialogue with shareholders, etc., we shall comply with the laws and the Financial Instruments Exchange rules, and shall disclose information in compliance therewith. Olympus Corporation shall also proactively disclose those information which may have a material impact on its corporate value evaluation in accordance with Fair Disclosure Rules and the Internal Information Disclosure Criteria regardless whether such disclosure is not required by the laws or the rules.

2) Policy for Dialogue by the CEO and CFO
The President and the financial officer play a central role in conducting overall dialogue with shareholders, etc. toward the realization of constructive dialogue. Specifically, in addition to investor meetings such as corporate strategy presentation, Investor Day, and financial results announcement, we proactively provide opportunities for direct dialogue with shareholders, etc. through individual and group meetings, domestic and international road shows on a regular basis, and participation in conferences hosted by securities firms.

3) Policy for IR Activities by the IR Function
By putting the IR function in charge of IR activities, we actively implement IR activities toward solid dialogue with shareholders, etc. Specifically, in addition to conducting individual interviews at any time as requested by shareholders, etc., we will regularly implement IR events, such as briefing sessions for individual investors and facility tours. Moreover, we will actively provide information to shareholders, etc. through the website, integrated reports, business reports for shareholders and the Convocation of the General Meeting of Shareholders, etc.

4) Policy for internal information exchange
The IR function, as needed, exchanges information with relevant departments and business units on a daily basis, and establishes a project team if necessary, in order to build a coordinated collaboration system. Moreover, the IR function reports shareholders' opinions and concerns obtained from dialogue with shareholders centering on institutional investors at the Group Executive Committee as well as the Board of Directors meeting, if necessary. Thereafter, the contents of such opinions and concerns will be discussed.

5) Policy for Insider Information Management in Dialogue with Shareholders, etc.
In accordance with the Internal Regulations, insider information is strictly managed. When dialogue with shareholders, etc., the IR function issues a reminder to the person in charge of the dialogue, thereby preventing the divulgence of insider information.

(2) Establishment and Disclosure of Corporate Strategy
We shall formulate, announce, and implement corporate strategy to aim for sustainable growth and medium- to long-term enhancement of corporate value, including the establishment of management indices and appropriate allocation of management resources with an awareness of cost of capital, return on capital, and stock price, and shall actively engage in constructive dialogue with shareholders/investors.

6. Revision and Abolition of this Policy

Revision and abolition of this Policy shall be subject to a resolution of the Board of Directors.

The Olympus Group's IR activities are outlined below.

The Olympus Group has established a dedicated investor relations department to fulfill its corporate accountability and ensure management transparency. Olympus Corporation focuses on information disclosure in order to gain the correct understanding and trust of investors and various other stakeholders in the Olympus Group, as well as to realize appropriate corporate value. We hold financial results briefings each quarter for investors and analysts at which the representative executive officers and executive officers directly explain management policies, business activities, and other corporate information. In addition, IR meetings are held for investors and analysts each quarter. Olympus Corporation has been engaged in IR activities for overseas investors since the early 1970s, actively disclosing information, including visits to local investors by the (then) representative director and other officers in charge, etc. participation in conferences, and the disclosure of basically all information in English with the same level of content and timing as the Japanese version.

Since 2016, Olympus Corporation has been holding events at which the (then) representative director and other officers in charge, etc. explain our medium- and long-term company and business strategies to investors and others. In 2023, to strengthen our position as a global MedTech company and realize our Corporate Philosophy, “Making people’s lives healthier, safer and more fulfilling,” we announced a new company strategy. In addition, we are working to enhance our IR information by preparing and posting on our website “Olympus Medical Business,” which introduces the Olympus Group’s products and strengths, etc. in the medical field.

(ii) Overview of the Corporate Governance System and Reasons for Adopting the System

Olympus Corporation is a company with a Nominating Committee, etc. We strive to strengthen governance, further improve transparency, and accelerate and streamline decision-making in business execution through a clear separation of management monitoring and execution.

[Corporate Governance Structure (as of the filing date of this Annual Securities Report)]

Our corporate governance structure is shown in the following diagram.

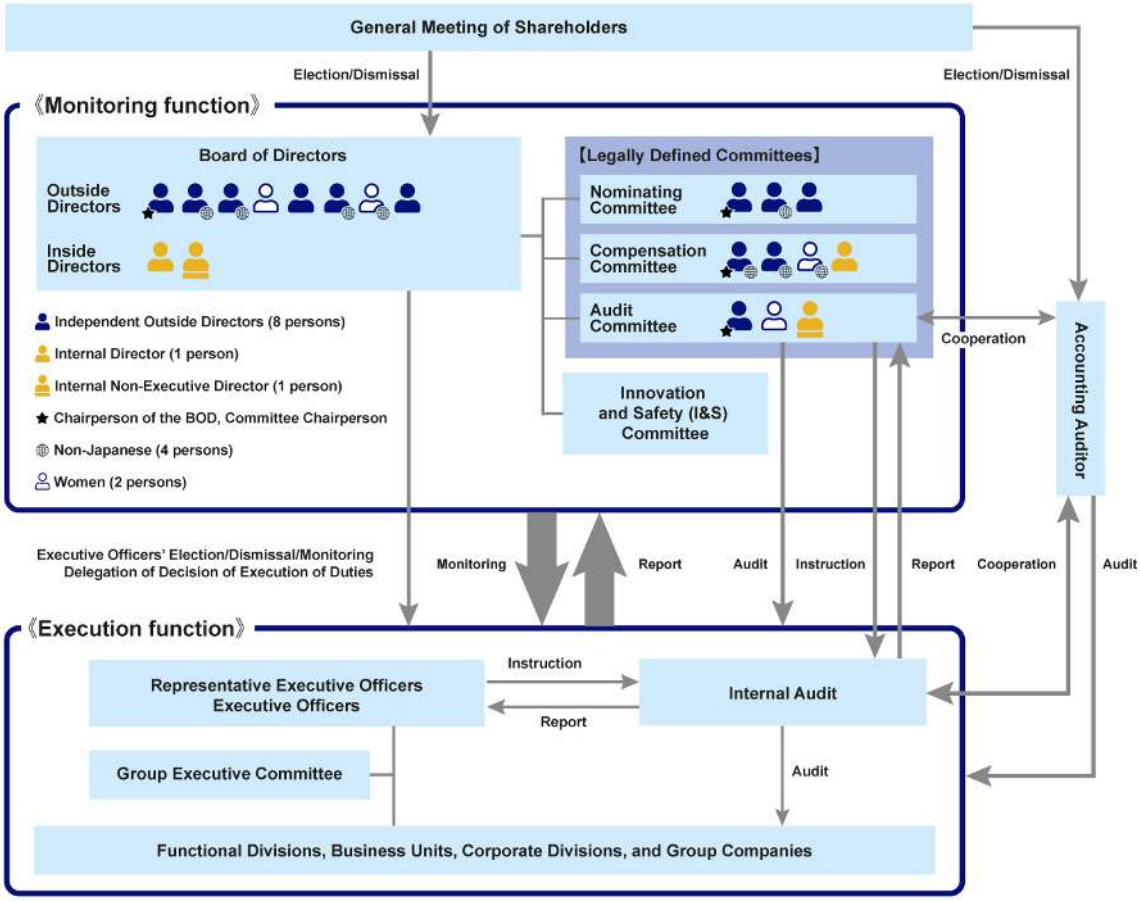

* Olympus Corporation established the Innovation and Safety (I&S) Committee as a new voluntary committee which also takes over the roles of the past Quality Assurance and Regulatory Affairs (QA&RA) Committee, in April 2025. The committee will provide ongoing oversight and advice regarding technological development activities supporting innovation in the Olympus Group as well as activities related to quality assurance and patient safety.

The composition of the Board of Directors and each committee is as follows:

Position	Name	Board of Directors	Nominating Committee	Compensation Committee	Audit Committee
Independent Outside Director	Sumitaka Fujita	◎	◎		
Independent Outside Director	David Robert Hale	○		○	
Independent Outside Director	Jimmy C. Beasley	○		◎	
Independent Outside Director	Sachiko Ichikawa	○			○
Independent Outside Director	Kohei Kan	○			◎
Independent Outside Director	Gary John Pruden	○	○		
Independent Outside Director	Luann Marie Pendy	○		○	
Independent Outside Director	Masato Iwasaki	○	○		
Director	Yasuo Takeuchi	○		○	
Director	Toshihiko Okubo	○			○

○ indicates member, ◎ indicates the chair (Chairperson of the Board of Directors or Committee).

[Board of Directors]

Purpose and authority, etc.	• The Board of Directors convenes at least once every three months and when needed. The Board of Directors determines matters related to Basic Management Policy and internal control systems and other important matters, and monitors the execution of the duties of directors and executive officers, etc. • The Board of Directors is chaired by an independent outside director. We expect that outside directors will monitor management from the perspective of achieving sustainable growth of Olympus Corporation and enhancing corporate value over the medium to long term, and will provide advice based on their own knowledge. • We proactively provide directors with information to enable the effective execution of their roles and duties. The outside directors may at all times when needed or when considered appropriate require clarifications, reports or the submission of internal documents from internal directors, executive officers, corporate officers, and employees, so as to strengthen the functions of information transmission and monitoring and to create systems to ensure the soundness of management.
Considerations for the current fiscal year	• Matters related to Olympus Corporation's Basic Management Policy; e.g. corporate strategies, business plans, performance forecasts and Basic Policy on the Internal Control System, etc. • Matters related to Corporate Governance (Status report for each business, status reports for initiatives in governance, risk, compliance, and quality control, status report on the execution of the ESG strategy, status report on IR activities, evaluation of the effectiveness of the Board of Directors (including consideration on improving the efficiency of Board of Directors' operation), executive structure for the next term (including selecting a CEO candidate), establishment of an Innovation and Safety (I&S) Committee, etc.) • Matters related to the status of activities of each committee; e.g. audit plans of the Audit Committee and its status of activities, matters discussed at the Nominating Committee and the Compensation Committee, and sharing of other committee proceedings, etc. In addition to the above, the chairperson of the Board of Directors reports on matters to be discussed at the meeting of the Group Executive Committee as necessary and the Board of Directors regularly receives status reports on the execution of duties from executive officers.

Attendance at meetings during the current fiscal year was as follows:

Position	Name	Attendance at meetings
Chairperson of Board of Directors / Independent Outside Director	Sumitaka Fujita	16 of 16 (100%)
Independent Outside Director	David Robert Hale	14 of 16 (87.5%)
Independent Outside Director	Jimmy C. Beasley	16 of 16 (100%)
Independent Outside Director	Sachiko Ichikawa	15 of 16 (93.8%)
Independent Outside Director	Kohei Kan	16 of 16 (100%)
Independent Outside Director	Gary John Pruden	15 of 16 (93.8%)
Independent Outside Director	Luann Marie Pendy	16 of 16 (100%)
Independent Outside Director	Masato Iwasaki	12 of 12 (100%) (Assumed the post of director in June 2024)
Director	Yasuo Takeuchi	16 of 16 (100%)
Director	Toshihiko Okubo	16 of 16 (100%)
Independent Outside Director	Yasumasa Masuda	4 of 4 (100%) (Retired from the post of director in June 2024)
Independent Outside Director	Yasushi Shingai	4 of 4 (100%) (Retired from the post of director in June 2024)
Independent Outside Director	Tatsuro Kosaka	4 of 4 (100%) (Retired from the post of director in June 2024)
Director	Stefan Kaufmann	10 of 10 (100%) (Retired from the post of director due to resignation in October 2024)

[Nominating Committee]

Purpose and authority, etc.	• The Nominating Committee deliberates matters related to human resources at the director and executive officer level, and determined the content of proposals submitted to the general meeting of shareholders in relation to the appointment and dismissal of directors. • The Nomination Committee shall consist of at least three members selected from among directors by the Board of Directors, and the majority shall be independent outside directors. In addition, the chairperson is an independent outside director.
Considerations for the current fiscal year	• In considering the plan for the composition of the Board of Directors, the Nominating Committee updated a matrix of the experience and knowledge required of our directors. • Regarding the selection of candidates for directors, outside consultants were used, and deliberations and interviews were conducted according to the selection criteria after considering the composition of Olympus Corporation's Board of Directors. • In the case of candidates for Chief Executive Officer, in addition to engaging external consultants, we took into account the opinions of outside directors and management when considering the selection of the most suitable candidate for CEO. • Regarding the selection plan for executive officers, the Nominating Committee discussed their suitability and made decisions after a year-long evaluation and selection process • Regarding the succession plan for executive officers, the Nominating Committee discussed whether the candidates possessed the desired experience and knowledge in accordance with expected roles in the execution of duties at Olympus Corporation.

Attendance at meetings during the current fiscal year was as follows:

Position	Name	Attendance at meetings
Nominating Committee Chairperson (Independent Outside Director)	Sumitaka Fujita	13 of 13 (100%)
Nominating Committee Member (Independent Outside Director)	Gary John Pruden	13 of 13 (100%)
Nominating Committee Member (Independent Outside Director)	Tatsuro Kosaka	2 of 2 (100%) (Retired from the post of Committee Member in June 2024)
Nominating Committee Member (Independent Outside Director)	Masato Iwasaki	11 of 11 (100%) (Assumed the post of Committee Member in June 2024)
Nominating Committee Member (Director)	Stefan Kaufmann	6 of 6 (100%) (Retired from the post of Committee Member due to resignation in October 2024)

[Compensation Committee]

Purpose and authority, etc.	• The Compensation Committee considers matters related to compensation for directors and executive officers, establishes the policy for the content of individual compensation, etc., and determines the details for compensation of each director and executive officer according to this policy • The Compensation Committee shall consist of at least three members selected from among directors by the Board of Directors, and the majority shall be independent outside directors. In addition, the chairperson is an independent outside director.
Considerations for the current fiscal year	• Details about compensation for directors and executive officers were determined. As described in "(4) Compensation for Officers, etc. (iii) Compensation Committee."

Attendance at meetings during the current fiscal year was as follows:

Position	Name	Attendance at meetings
Compensation Committee Chairperson (Independent Outside Director)	Yasushi Shingai	4 of 4 (100%) (Retired from the post of Committee Member in June 2024)
Compensation Committee Chairperson (Independent Outside Director)	Jimmy C. Beasley	10 of 10 (100%) (Assumed the post of Committee Chairperson in June 2024)
Compensation Committee Member (Independent Outside Director)	Luann Marie Pendy	10 of 10 (100%)
Compensation Committee Member (Independent Outside Director)	David Robert Hale	6 of 6 (100%) (Assumed the post of Committee Member in June 2024)
Compensation Committee Member (Director)	Yasuo Takeuchi	6 of 6 (100%) (Assumed the post of Committee Member in June 2024)

[Audit Committee]

Purpose and authority, etc.	1) Audits on how executive officers and directors execute their duties, and preparing audit reports 2) Determining proposal contents for appointing, dismissing, and refusing reappointment of the accounting auditor 3) Other duties stipulated in laws and regulations and the Articles of Incorporation, and other matters determined to be necessary by the Audit Committee • The Audit Committee shall consist of at least three members selected from among directors by the Board of Directors, and the majority shall be independent outside directors. In addition, the chairperson shall be an independent outside director. At least one member shall have an extensive understanding of finance and accounting operations.
Considerations for the current fiscal year	As described in "(3) Audits b. Status of the Audit Committee's activities."

Attendance at meetings during the current fiscal year was as follows:

Position	Name	Attendance at meetings
Audit Committee Chairperson (Independent Outside Director)	Yasumasa Masuda	6 of 6 (100%) (Retired from the post of Committee Member in June 2024)
Audit Committee Chairperson (Independent Outside Director)	Kohei Kan	22 of 22 (100%)
Audit Committee Member (Independent Outside Director)	Sachiko Ichikawa	22 of 22 (100%)
Standing Audit Committee Member (Director)	Toshihiko Okubo	22 of 22 (100%)

[Executive Officers]

Executive officers are comprised of the following 12 persons: Executive Chairperson, President and Chief Executive Officer (CEO), Chief Medical Officer (CMO), Executive Officer Gastrointestinal Solutions, Chief Financial Officer (CFO), Chief Strategy Officer (CSO), Chief Manufacturing and Supply Officer (CMSO), Executive Officer Surgical and Interventional Solutions, Chief Technology Officer (CTO), Chief Human Resources Officer (CHRO), Chief Quality Officer (CQO) and Global General Counsel, who accelerate and streamline the decision-making processes in the Olympus Group and centrally manage risk management across the Olympus Group.

(iii) Other Matters Related to Corporate Governance

[Basic approach to the internal control system and status of such development]

The following is a summary of the details of the system resolved by the Board of Directors for a system to ensure the appropriateness of the Olympus Corporation's operations and the status of operation of such system.

All activities of Olympus Corporation are based on our Corporate Philosophy, "Making people's lives healthier, safer and more fulfilling." Olympus Corporation, based on this basic concept, shall prepare and operate a framework which ensures the effectiveness and efficiency of operations and appropriateness and reliability of financial reporting of Olympus Corporation and its subsidiaries (hereinafter, "the Olympus Group"), and make continuous improvements.

I Framework to ensure the appropriateness of business operations in the Olympus Group

<Framework of Olympus Corporation>

(1) Olympus Corporation, as a company with a nominating committee, etc., clearly separates the monitoring and execution of management in order to strengthen governance and further improve transparency, as well as enhance efficient and agile decision-making related to the execution of business.

(2) The Board of Directors is composed of more than half Independent Outside Directors from the perspective of enhancing its monitoring function. It decides important matters related to the management of the Olympus Group and monitors the execution of duties by Executive Officers.

(3) The CEO, as the person in charge of execution, supervises other Executive Officers and assumes full responsibility for the execution of duties.

(4) Executive Officers make decisions on matters delegated to them by the Board of Directors and execute duties within their own areas of responsibility throughout the Olympus Group. They also regularly report on the execution of their duties to the Board of Directors.

(5) The Group Executive Committee is composed of Executive Officers. It deliberates and monitors important matters regarding the execution of business throughout the Olympus Group.

1. Framework to ensure that the execution of duties by executives and employees of the Olympus Group complies with applicable laws and regulations and the Articles of Incorporation

(1) The Board of Directors shall establish the “Basic Management Policy” such as the Corporate Philosophy and Olympus Global Code of Conduct, and monitor the execution of duties of Executive Officers.

(2) Executive Officers shall establish internal corporate regulations that clearly define the policies and procedures that must be followed by Olympus Group executives and employees, and shall execute their duties within the Olympus Group. In addition, they shall instill the policies and raise awareness of compliance in the Olympus Group through implementing continuing education related to the regulations and other measures.

(3) Olympus Corporation shall appoint an officer in charge of overseeing compliance activities throughout the Olympus Group and establish a function in charge of group-wide compliance. The function in charge of group-wide compliance shall promote compliance measures and conduct education for Olympus Group employees in accordance with the Compliance Management System Rule. In addition, the function in charge shall establish a global hotline system as well as a local hotline system in each region to receive reports of compliance violations.

(4) Olympus Corporation shall establish an internal audit function reporting directly to the CEO. The internal audit function shall conduct various audits of the Olympus Group in accordance with the Internal Audit Charter and other related regulations, and report the results to the CEO and the Audit Committee. Olympus Corporation shall take appropriate measures based on these results.

<Overview of Status of Management>

(1) Under the Basic Management Policy, Olympus Corporation has established the Corporate Philosophy, the Olympus Global Code of Conduct, etc. as basic matters to be followed by officers and employees of the Olympus Group. Executive Officers execute their duties based on this policy, which the Board of Directors monitors.

(2) Executive Officers promote the Olympus Group' employees' understanding of and compliance with the Olympus Global Code of Conduct by distributing internal messages and holding town hall meetings and instills the policies by providing training such as e-learning regarding the Olympus Global Rules, which is the basis of the execution of duties of the Olympus Group, consisting of various regulations related to quality, export control, etc. In addition, regarding transactions of the Olympus Group, we make investigations on domestic transactions based on the rules for excluding anti-social forces and conduct due diligence on counterparties of overseas transactions in each region or by each function to confirm the compliance with laws and regulations. Furthermore, Olympus Corporation has established the ESG Committee that promotes ESG activities to execute sustainability strategies, conduct deliberations on the materiality, and monitor the progress against targets. Status of progress of the overall ESG strategy and issues in the activities are reported to the Group Executive Committee and the Board of Directors. Moreover, the ESG has continued to be set as an indicator of long-term incentive compensation that is performance-based compensations for executives.

(3) Chief Compliance Officer (CCO) oversees compliance activities in the Olympus Group. CCO globally promotes compliance activities and reports such activities to the Board of Directors, the Audit Committee, and the Group Executive Committee, while serving as the chairperson of the global compliance leadership team which consists of persons responsible for compliance activities in each region such as Japan, Americas, Europe, and Asia. In addition, the Olympus Integrity Line, a global whistle-blowing system which anyone who wants to report a concern can use with various languages for 24 hours a day, has been put in place as well as individual contact points have been placed in each region. CCO distributes messages to encourage all employees of the Olympus Group to speak up (use the whistle blowing systems) to prevent and quickly detect misconduct.

(4) Chief Internal Audit Officer (CIAO) oversees internal audit operations in the Olympus Group. CIAO obtains approval from the Board of Directors and confirmation of the Audit Committee regarding the Olympus Group's internal audit plan for the fiscal year based on the internal audit regulations. In addition, CIAO reports the audit implementation status and results to the CEO, the Group Executive Committee, and the Audit Committee.

2. Framework regarding the maintenance of records and management of information in relation to performance of duties by Executive Officers

Executive Officers shall establish internal regulations on document management in each region, maintain and manage important documents or electronic data, and maintain a system to access them as necessary.

<Overview of Status of Management>

Executive Officers appropriately maintains and manages documents and electronic data relating to important information on execution of their duties pursuant to laws and regulations in each region. In addition, Directors can access important documents or electronic data when necessary.

3. Regulations and other framework relating to managing risks of loss of the Olympus Group

(1) The Board of Directors, the Group Executive Committee, and other meeting bodies shall manage the business risks of the Olympus Group based on due deliberations and appropriate operation of the internal approval procedure.

(2) Olympus Corporation shall establish a function in charge of risk management of the Olympus Group. The function in charge shall, based on the Internal Control Framework and other related regulations, create, operate appropriately, and manage a risk management system to prevent the emergence of serious risks resulting from the business activities of the Olympus Group and minimize damage in the event of such risks emerging. In addition, in the event of an emergency, the function in charge shall make immediate reports to the Executive Officers and relevant people and take prompt action.

(3) Olympus Corporation shall designate functions with jurisdiction over each area of risks of loss (quality, product safety, import and export control, information security, health and safety, the environment, disasters, etc.) within the Olympus Group. Each of these functions shall establish internal corporate regulations and implement preventive risk management and education within the Olympus Group.

<Overview of Status of Management>

(1) Executive Officers obtain approval from the Board of Directors on significant matters regarding the Olympus Group's management such as corporate strategies and business plans, following sufficient deliberations at meetings of the Group Executive Committee. In addition, Executive Officers make decision on matters delegated by the Board of Directors in accordance with the Job Authority Rules and report to the Board of Directors based on the Board of Directors Meeting Agenda and Reporting Standards. It also performed business risk management of the Group by due operations of approval procedures using the electric approval system.

(2) The Global and Regional Risk Assurance and Compliance Committees (G-RACC), objectives of which are to establish and implement a framework for addressing enterprise risk within the Olympus Group and complying with applicable laws and regulations, have been put in place and risk management initiatives are globally being conducted. During the current fiscal year, the function in charge of risk management conducted risk evaluation with each business and each function and reported the results to G-RACC, the Group Executive Committee, and the Board of Directors. In addition, for promptly responding to the occurrence of disasters, regular training, etc. are implemented.

(3) Regarding each risk of loss (quality, product safety, export control, information security, health and safety, the environment, disasters, etc.) within the Olympus Group, each of functions with jurisdiction over such risk establishes and amends internal corporate regulations and provides education, etc. to employees of the Olympus Group. Particularly in the current fiscal year, as efforts continuing from the previous fiscal year, the entire Olympus Group has been working to strengthen the Quality Assurance and Regulatory Affairs (QA&RA) systems to implement product quality improvement and compliance with laws and regulations at a sufficient level as a global MedTech company. In addition, with regard to information security, Olympus Corporation continues work to enhance its incident response structure so that we can more promptly respond to incidents across the entire Olympus Group.

4. Framework to ensure the effective performance of duties of the Olympus Group

The Board of Directors shall delegate appropriate authority to Executive Officers in order to enhance efficient and agile decision-making. Executive Officers shall execute the duties within the scope of their responsibilities for the entire Olympus Group based on the division of duties determined by the Board of Directors. In addition, Executive Officers shall define the Job Authority Rules, Organization Rules, and other related regulations to clarify the responsibilities and authorities of major job ranks within their jurisdiction.

<Overview of Status of Management>

The Board of Directors approves business plans based on the Olympus Group's corporate strategy and other important matters, while it delegates matters on the execution of business except matters that should be resolved by the Board of Directors to Executive Officers in order to enhance efficient and agile decision-making. During the current fiscal year, 16 meetings of the Board of Directors were held. In addition, the Board of Directors appropriately determines the assignment of duties among the Executive Officers and the instructions and command relationship. Executive Officers make reports on their duties as performed to the Board of Directors. Furthermore, a system in which appropriate and effective decision making is conducted has been established by defining the responsibilities and authorities of each position involved in decision-making in the Job Authority Rules and other rules. In addition, based on the Treasury Control Framework, Olympus Corporation regularly oversees and manages funding, foreign exchange, and transactions with financial institutions for the subsidiaries by receiving this information, and making periodic reports to Executive Officers on the status of the entire Olympus Group's funds.

5. Framework for reporting to Olympus Corporation on matters concerning execution of duties by the Directors and employees of the subsidiaries

Olympus Corporation shall establish regional headquarters to manage and oversee multiple affiliated companies in each region of the Olympus Group. The officers responsible for the regional headquarters shall periodically report to the CEO on the management situation of the affiliated companies and other matters, in accordance with the Affiliated Company Management Rules and other related regulations.

In addition, regarding important management matters of affiliated companies, Olympus Corporation require them to obtain our approval or report to us in accordance with the Job Authority Rules and other related regulations.

<Overview of Status of Management>

The officers responsible for the regional headquarters regularly conduct reviews of the situation faced by subsidiaries' management and reports the results of the reviews to the CEO of Olympus Corporation. Based on the results of the review, the status of subsidiaries is constantly being monitored. Furthermore, Olympus Corporation receives necessary financial information as appropriate and in a timely manner from the subsidiaries in accordance with the Global Consolidated Accounting Control Framework and Group Tax Policy to confirm and approve the content.

Olympus Corporation elects its officers, etc. as directors or other equivalent positions in major subsidiaries, and the head of each function manages the whole of the relevant function within the Olympus Group. In addition, Olympus Corporation also deliberates on significant matters of subsidiaries based on the Job Authority Rules and any other related rules.

II Matters necessary for the execution of duties of the Audit Committee

1. Matters related to employees whose assignment is to assist in the duties of the Audit Committee and ensuring the independence of those employees from Executive Officers as well as the effectiveness of their work

   Olympus Corporation shall allocate a dedicated employee who will assist with the Audit Committee's duties. Moreover, Olympus Corporation may have a concurrent employee as needed. In addition, we shall set forth internal corporate regulations to ensure independence from execution as stated below, and ensure effectiveness of directions from the Audit Committee to such employees.

   1) While employees who have been assigned to assist in the duties of the Audit Committee assist in those duties, Directors (excluding Audit Committee members), Executive Officers and employees, etc. shall not give them commands or instructions.
   2) The appointment, dismissal, transfer, wage or personnel evaluation of employees who are assisting the Audit Committee with their duties shall be decided only after obtaining the approval of the Audit Committee.

   <Overview of Status of Management>

   Olympus Corporation has established the Office of Audit Committee and allocated four dedicated employees as of March 31, 2025. In addition, pursuant provisions of the internal corporate regulations, we have ensured these employees' independence from execution, and ensure effectiveness of directions from the Audit Committee to such employees as follows:

   1) While employees who have been assigned to assist in the duties of the Audit Committee assist in those duties, Directors (excluding Audit Committee members), Executive Officers and employees, etc. shall not give them commands or instructions.
   2) The appointment, transfer, etc. of employees who are assisting the Audit Committee with their duties shall be decided only after obtaining the approval of the Audit Committee. Wage, personnel evaluation, etc. of such employees shall be decided after the Audit Committee confirms and consents to contents evaluated by the Standing Audit Committee Member.

2. Framework regarding reports by executives and employees of the Olympus Group to the Audit Committee

   (1) When Directors (except those who are members of the Audit Committee), Executive Officers, Audit and Supervisory Board members, or employees of the Olympus Group discover any material fact in violation of laws, regulations, or the Articles of Incorporation, any fact that may cause significant damage to the Olympus Group, or any fact that is significantly inappropriate for the corporate affairs of the Olympus Group, they shall immediately report such fact to the Audit Committee, either directly or through the responsible function. In other cases where the Audit Committee requests a report from a Director, Executive Officer, or employee, etc. of the Olympus Group, in accordance with laws and regulations or Audit Committee Rules etc., the Director, Executive Officer, or employee in question shall promptly report to the Audit Committee.

   (2) The officer in charge of overseeing compliance activities throughout the Olympus Group shall regularly make reports to the Audit Committee on the status of compliance within the Olympus Group. In addition, the Chief Compliance Officer shall regularly make reports on details of issues reported and results of investigations in accordance with the Whistleblowing System.

   (3) The internal audit function shall regularly report the status of internal audit in the Olympus Group to the Audit Committee.

<Overview of Status of Management>

(1) When Directors, Executive Officers, Corporate Officers, or employees of Olympus Corporation and its subsidiaries discover any material fact in violation of laws and regulations, any fact of misconduct, or any fact that may cause significant damage to the Olympus Corporation, they report such fact to the Audit Committee. In addition, when reporting is requested from the Audit Committee, Olympus Corporation is working closely together with the Committee including making prompt reports to the Audit Committee.

(2) CCO regularly and as needed makes reports to the Audit Committee on the status of compliance and internal reporting as well as results of investigation.

(3) CIAO regularly and as needed reported to the Audit Committee on internal audit plans and audit status.

3. Framework to ensure that any personnel who have made a report to the Audit Committee of Olympus Corporation will not be subjected to any unfair treatment due to the report made Olympus Corporation shall set forth internal corporate regulations and shall not impose any unfair treatment (including de-facto measures such as restricting the personnel to engage in duties, or assigning the personnel solely to work on chores, in addition to measures of personnel affairs such as dismissal, demotion, pay cut and other disciplinary actions and disadvantageous transfer) to any personnel who have made a report on the grounds of having made a report to the Audit Committee.

<Overview of Status of Management>

Under the rules concerning the framework supporting duties of Audit Committee Members and the Audit Committee and other rules, Olympus Corporation has been strictly prohibited from unfairly treating anyone who made a report to the Audit Committee for the reason of making such report, and the rules have been complied with.

4. Matters regarding procedures for the treatment of expenses or liabilities incurred in connection with execution of duties by the Audit Committee members

When an advance payment or reimbursement of expenses is requested for execution of duties of Audit Committee members, Olympus Corporation shall promptly, in accordance with internal corporate regulations, process disbursement except for such case that the expense is obviously deemed unnecessary for execution of duties by Audit Committee members.

<Overview of Status of Management>

Olympus Corporation has budgeted for the activities of the Audit Committee, and reimburses required expenses as appropriate upon request from Audit Committee Members.

5. Other systems to ensure the effectiveness of audit by the Audit Committee

(1) Directors, Executive Officers and employees of the Olympus Group shall ensure the effectiveness of the audit by cooperating with the Audit Committee for investigations by interviews and on-site inspections.

(2) Olympus Corporation shall ensure that it provides the Audit Committee with opportunities to sufficiently exchange opinions with Directors, Executive Officers, Accounting Auditors and any other personnel necessary.

(3) Olympus Corporation shall ensure that Audit Committee members have opportunities to attend important meetings.

(4) The Audit Committee shall work closely with the internal audit function to receive reports on audit results, etc. from the internal audit function, and the Audit Committee may exercise its authority to give instructions and make commands to the internal audit function as necessary.

(5) Olympus Corporation shall ensure that it provides the Audit Committee with, upon their request, opportunities for collaboration between the Audit Committee and Audit Committees of the subsidiaries and collecting information from employees of the subsidiaries.

<Overview of Status of Management>

(1) The Audit Committee conducted a total of 43 interviews with Directors, Executive Officers, Corporate Officers and employees of Olympus Corporation and its subsidiaries.

(2) The Audit Committee regularly and as needed exchanges opinions with Directors, Executive Officers, Corporate Officers, accounting auditor and any other personnel necessary.

(3) The Standing Audit Committee Member attends important meetings such as meetings of the Group Executive Committee and shares information at such meetings with the Audit Committee as appropriate.

(4) CIAO regularly and as needed reports to the Audit Committee and the Audit Committee requests an investigation or gives specific instructions as necessary.

(5) The Audit Committee receives and hears reports on information of subsidiaries from CIAO and other internal control functions (officers responsible for governance, risk, and compliance, CFO, and a person in charge of accounting functions).

Note: Following the retirement due to resignation of Mr. Stefan Kaufmann from Director, Representative Executive Officer, President and CEO on October 28, 2024, Mr. Yasuo Takeuchi, Director, Representative Executive Officer, Executive Chairperson and ESG Officer, carried out the duties of CEO for the time being until the end of the fiscal year under review.

[Overview of Content of Liability Limitation Agreement]

In order to enable directors to fully discharge their expected functions, we have entered with directors (excluding executive directors, etc.) into agreements based on the provisions of Article 427, paragraph (1) of the Companies Act which limit the indemnification liability pursuant to Article 423, paragraph (1) of the Companies Act, such that the indemnification liability under the said agreements corresponds to the statutory minimum indemnification liability amount. This limitation of liability applies only when the liability is the result of a director performing their duties in good faith and without gross negligence.

[Overview of Content of Indemnification Agreement]

Olympus Corporation has entered into indemnification agreements pursuant to Article 430-2, Paragraph 1 of the Companies Act with all directors and executive officers. Olympus Corporation will indemnify the directors and executive officers for the expenses mentioned in the first item of the same paragraph and for the losses mentioned in the second item of the same paragraph to the extent provided by law. To ensure that the proper execution of duties is not impaired by such an indemnification agreement, directors or executive officers will not be indemnified for cases such as malicious intent or gross negligence on the part of each director or executive officer in performing his or her duties.

[Overview of Content of Directors and Officers Liability Insurance Agreement]

Olympus Corporation has entered into a directors and officers liability insurance agreement with an insurance company pursuant to Article 430-3, Paragraph 1 of the Companies Act. The said insurance agreement insures officers and employees of Olympus Corporation and its subsidiaries, and the insurance premiums are fully borne by Olympus Corporation and its subsidiaries. The said insurance agreement covers damages that may arise when the insured assumes liability for the execution of his or her duties or receives claims related to the pursuit of such liability. However, measures are in place that exclude coverage of the insurance for damages arising from a criminal act or act carried out by the insured who is aware that the act is in violation of laws or regulations, so that the appropriateness of the execution of the duties will not be impaired.

[Number of Directors and Resolution Requirements for the Election of Directors]

The Articles of Incorporation stipulate that Olympus Corporation shall have no more than 15 directors. Furthermore, the Articles of Incorporation stipulate that directors shall be elected by a majority of voting rights of the shareholders present at the General Meeting of Shareholders where shareholders holding one-third or more of the voting rights of all shareholders entitled to exercise voting rights at the meeting are present and that a resolution for election of directors shall not be passed by cumulative voting.

[Matters for Resolution by the General Meeting of Shareholders Which Can Be Resolved on by the Board of Directors]

In order to carry out capital policy in accordance with changes in the business environment and to carry out flexible return of profits to shareholders, we stipulate in its Articles of Incorporation that matters, including dividends from surplus, set forth in each item of Article 459, Paragraph 1 of the Companies Act shall be decided by resolutions of the Board of Directors, not those of General Meeting of Shareholders, unless otherwise provided by laws and regulations.

Furthermore, the Articles of Incorporation stipulate that in order to enable directors and executive officers to fully fulfill the roles expected of them, Olympus Corporation can, by a resolution of the Board of Directors, pursuant to the provisions of Article 426, Paragraph 1 of the Companies Act, in cases where the statutory requirements are satisfied, exempt directors (including former directors) and executive officers (including former executive officers) from the indemnity liability pursuant to Article 423, Paragraph 1 of the Companies Act, limited to the balance of the indemnity liability amount reduced by the statutory minimum liability amount.

[Requirements for Special Resolutions of the General Meeting of Shareholders]

The Articles of Incorporation stipulate that in order to facilitate the operations of the General Meeting of Shareholders by relaxing the quorum requirements for special resolutions of the General Meetings of Shareholders, special resolutions of the General Meetings of Shareholders prescribed in Article 309, Paragraph 2 of the Companies Act shall be passed by two-thirds or more of the voting rights of the shareholders present at the meeting where shareholders holding one-third or more of the voting rights of all shareholders entitled to exercise voting rights at the meeting are present.

[Basic Policy regarding Persons who Control Decisions on Financial and Business Policies]

The basic policy on control of a joint stock company is as follows:

Olympus Corporation believes that the persons who control decisions on Olympus Corporation's financial and business policies need to be persons who fully understand the details of Olympus Corporation's financial and business affairs and the source of Olympus Corporation's corporate value and who will make it possible to continually and persistently ensure and enhance Olympus Corporation's corporate value and, furthermore, the common interests of its shareholders.

Olympus Corporation will not indiscriminately reject a large-scale acquisition of Olympus Corporation's shares if it will contribute to the corporate value of Olympus Corporation, and furthermore, the common interests of its shareholders. Olympus Corporation also believes that ultimately its shareholders as a whole must make the decision on any proposed acquisition that would involve a transfer of corporate control of a joint stock company.

Nonetheless, there are some forms of a large-scale acquisition that benefits neither the corporate value of the target company nor, furthermore, the common interests of its shareholders. Unless a person who would make a large-scale acquisition of Olympus Corporation's shares understands the source of Olympus Corporation's corporate value and would ensure and enhance these elements over the medium-to-long term, the corporate value of Olympus Corporation and, furthermore, the

common interests of its shareholders would be harmed. Olympus Corporation believes that persons who would make a large-scale acquisition of Olympus Corporation's shares in a manner that does not contribute to the corporate value of Olympus Corporation and, furthermore, the common interests of its shareholders would be inappropriate to become persons who would control decisions on Olympus Corporation's financial and business policies. Against a large-scale acquisition of Olympus Corporation's shares by such persons, in order to ensure the corporate value of Olympus Corporation and, furthermore, the common interests of its shareholders, Olympus Corporation will require the acquirer, etc. to provide necessary and sufficient information, disclose relevant information appropriately in a timely manner, and ensure that shareholders will have sufficient information and time needed to make proper decisions whether or not the large-scale acquisition is acceptable. Olympus Corporation will also take other appropriate measures within the scope permitted by the Financial Instruments and Exchange Act, the Companies Act, other laws and ordinances, and the Articles of Incorporation.

(iv) Status of Other Corporate Governance Initiatives

[Risk Management]

In FY2024 Olympus Corporation decided to move to an approach of 'Aligned Assurance,' which enables company-wide assurance process across the functional boundaries, bringing all risk and compliance management activities under the leadership of a newly established Governance, Risk and Compliance ("GRC") Function which is also in charge of Privacy and Information Security Governance. The aim of the approach is to provide the organization with a holistic view of its risks, provide decision-relevant information and manage risk mitigation consistently. In FY2025 this was further embedded in the organization with applying the improved Enterprise Risk Management ("ERM") methodology and the appointment of a Global Chief Risk Officer within the GRC Function.

Regional Risk Assurance and Compliance Committees ("R-RACC") and Global Risk Assurance and Compliance Committee ("G-RACC") were conducted quarterly providing executive management with sufficient visibility and oversight of reported risks. Moreover in FY2025, the Regional Representative Officers alongside the regional Chief Compliance Officer and regional Head of GRC directed the R-RACC meetings on a regular basis. At the global level, the Olympus Chief Executive Officer (CEO) and Global Chief Compliance Officer (CCO)/ Head of GRC co-chair the discussion. The CCO and Head of GRC has reporting lines to the Audit Committee.

With new Executive Officers appointed, and their areas of responsibility being different to their predecessors, the accountability for each risk has been reviewed and, if need be, changed to the corresponding Executive Officer now in charge of risk mitigation.

In FY2025, enhancements to the ERM methodology continued for continuous improvement of the Aligned Assurance concept. In addition to assessing the likelihood and impact of each reported risk, Olympus Corporation also analyzes the preparedness of the organization (vulnerability) and the possible speed of onset of a risk (velocity) to determine different types of mitigation actions indicated. Business Continuity Management is understood as one of the risk mitigation measures and is an integral part of the ERM system. In this process, we have defined the roles and collaboration among the Risk Owners (first line), the functions that support and guide the Risk Owners and monitor and report risk management activities (second line) such as GRC and QARA, and the Audit department (third line), based on a three-line model. An enhanced global enterprise risk report covering the risk landscape and mitigation measures has been rendered to the Group Executive Committee and Board of Directors in FY2025. The report also forms the basis for the corporate disclosures, including this Annual Securities Report and the annual integrated report.

With this enhanced ERM approach we will continue to understand risk management from the perspective of both "offense" through active and appropriate risk taking for leading to sustainable growth and value creation for Olympus Corporation and "defense" to prevent certain risks, illegalities and accidents.

[Compliance]

The Olympus Group established the Olympus Global Code of Conduct, which explains our unwavering commitment to integrity, our passion for what we do, and our shared standard of excellence. Our Code is designed to help put Our Purpose and Core Values into practice. It serves as our guide to ethical and responsible business conduct, along with local internal regulations. Our Global Compliance function works to raise awareness of the Olympus Global Code of Conduct and related compliance policies by providing management teams and employees with the resources and training they need to do business with integrity, treat patients, customers, suppliers, and third-party business partners respectfully and fairly, and report concerns appropriately when they arise. The Olympus Group is committed to fostering a business culture that follows the highest standards of business integrity in all our relationships.

The CEO is responsible for compliance with applicable laws and regulations within the business operations of the Olympus Group and has appointed the Global CCO who is responsible for the Compliance Management System within the Olympus Group. The Board of Directors and its Audit Committee receive periodic reports on compliance activities from the CCO, and they consult with the CCO as needed. The CCO, together with members of the CCO's global leadership team, including the Regional Chief Compliance Officers (RCCOs), work with the regional compliance teams to ensure that compliance activities in the Olympus regions are carried out and are reflective of best practices through the Compliance Management System.

During the current fiscal year, the CCO led key initiatives including implementation of the revised Compliance Management System Olympus Global Rule, completion of gap analyses in all regions to effectuate execution of regional implementation plans to embed the Global Policy for Third-Party (Compliance Risk) Management Package into business processes, developed, launched and completed the global third-party management training for employees worldwide. We also updated the Global Code of Conduct and delivered the related training to reflect our Core Values updated in January 2024. The CCO's team expanded its Business Partner Program, assigning global Business Partner Leads and regional Business Partners to guide and support business clients in Divisions, Business Units, and Corporate Functions in their day to day activities, and empowering them to navigate risks and uncertainty with confidence. Also, the CCO's team directly supported the quality and regulatory transformation project Elevate in development of and analyzing the Elevate Culture Survey, while also implementing the GRC Culture Playbook to help influence behavior toward integrity and established a company culture measurement and dashboard to better understand and trend the state of Olympus culture of compliance and integrity.

[Information Security]

We have been propelling activities to enhance the security of our products and services so that we can properly protect, manage, and securely use the business-related information and internal operational information as well as provide safe and reliable products and services.

In the current fiscal year, we implemented various initiatives based on the information security roadmap. Specifically, for cyber-attacks, we continued to enhance our global incident response team and process, implement table-top exercises, and improve processes for information asset management in the product development and manufacturing environment. Additionally, we have improved the product development and market response process, both for new and existing products, to ensure compliance with the laws and regulations of each country. Furthermore, to effectively utilize Generative AI, we have established and launched internal Generative AI environment for company use, developed initial guidelines, and created a playbook of use cases, thereby further strengthening our AI governance initiatives. The objective of these efforts is to enable us to increase resilience to cyber-attacks not only in our general IT systems but also in our product development and manufacturing environments, continuously ensure product security not only in the development phase but throughout the product lifecycle. It is also to enhance our ability to utilize, protect and secure Olympus's business information considering its metadata as well as confidentiality.

[Privacy]

In the previous fiscal year, Olympus started the development of the global privacy program under the initiative of the Global Chief Privacy Officer (CPO). With this program, we initiated the

building of key integral global privacy capabilities. In the current fiscal year, Olympus continued with the development of its Privacy program. As a priority, we strengthened the privacy support capabilities and prioritized the privacy support for the Olympus digital product and services development. To further enable Olympus employees to do the right thing in privacy, a privacy training is assigned to every employee joining Olympus.

Artificial Intelligence (AI) is increasingly relevant for Olympus, including in our products and services. Increasing legislative and regulatory density related to AI aims to address severe risks for society, in particular for privacy, stemming from the creation, deployment and use of AI. The use of AI also poses risks for the confidentiality of company information. In response, Olympus prioritized the build of an AI Governance Center of Excellence ("AI Governance CoE") under the leadership of the CPO and the Chief Information Security Officer. As an initial outcome, Olympus has launched a dedicated project, which is aiming at the creation of AI governance capabilities at corporate as well as at product level to ensure the responsible use of AI.

[Quality Assurance and Regulatory Compliance]

In this fiscal year, through continuous implementation of "Elevate," a company-wide quality and regulatory transformation project which started in the previous fiscal year, Olympus carried out various activities focusing on retaining and further enhancing the organizational culture to attain the level of safety of the customers and patients, product quality improvements, and regulatory compliance to be eligible as a global MedTech Company.

Also, in this fiscal year, we continuously pursued to reinforce our Quality Mindset activities to improve our own business operations for our patients and their families and healthcare professionals. To be more specific, we provided all Olympus group employees with a global "workshop for our patient safety and better product quality" which gave them an opportunity to realize areas where improvements could be made to the current corporate culture and consider their own future actions to take as a team and individuals. Starting with a group involving the members of company management, the Quality Mindset has spread company-wide as a result of participation of the leaders and members in all global facilities and functions.

Furthermore, third-party quality audits were conducted at the headquarter function and our manufacturing sites. In those audits, we have inspected not only the items of observations given in the past inspections by the U.S. Food and Drug Administration (FDA) but also our entire Quality Management System (QMS), giving us more strength as a global MedTech Company.

Olympus group is determined to contribute more to the patient safety and peace of mind through our continuous efforts for global improvement of its business quality.

As of the closing date of the General Meeting of Shareholders (June 26, 2025)

(i) Basic Concepts Regarding Corporate Governance

[Corporate Governance Structure (as of the closing date of the General Meeting of Shareholders, June 26, 2025)]

Our corporate governance structure will be as shown in the following diagram.

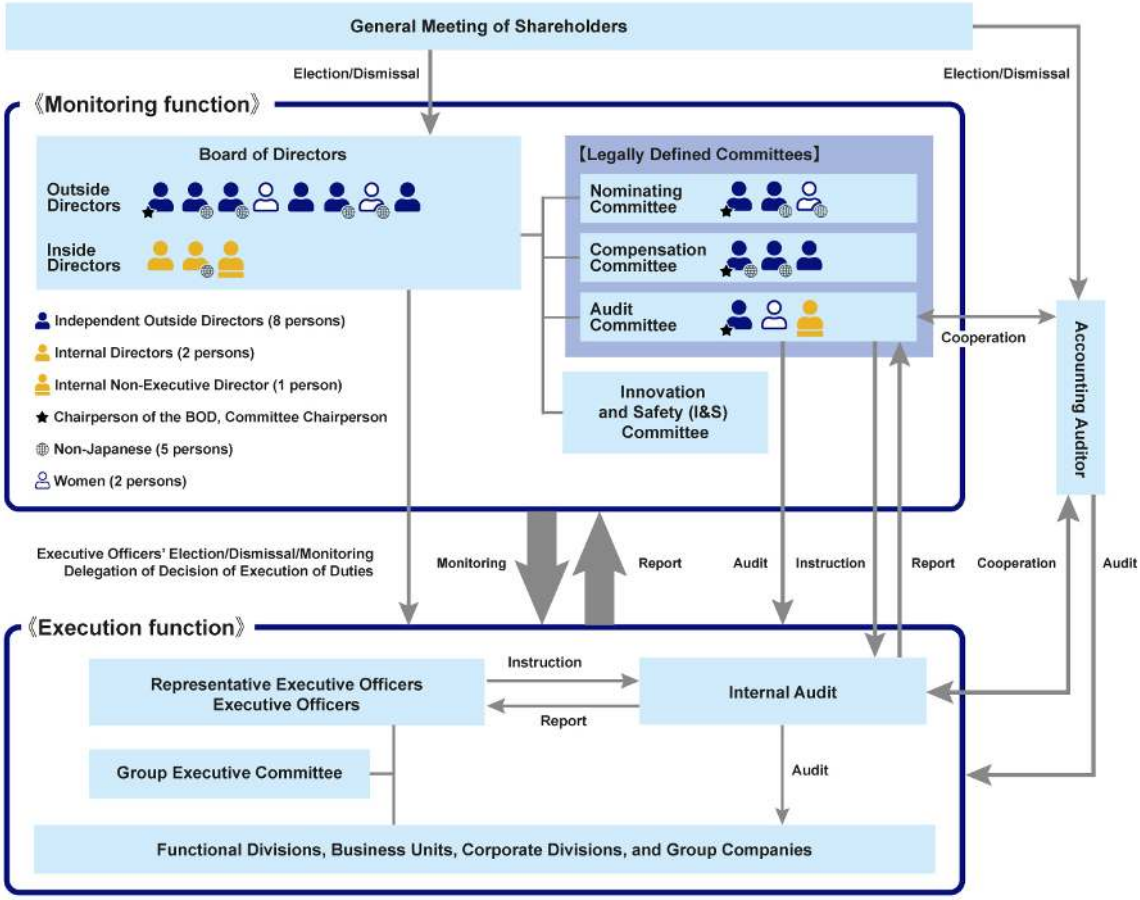

* Olympus Corporation established the Innovation and Safety (I&S) Committee as a new voluntary committee which also takes over the roles of the past Quality Assurance and Regulatory Affairs (QA&RA) Committee, in April 2025. The committee will provide ongoing oversight and advice regarding technological development activities supporting innovation in the Olympus Group as well as activities related to quality assurance and patient safety.

The composition of the Board of Directors and each committee is planned to be as follows:

Position	Name	Board of Directors	Nominating Committee	Compensation Committee	Audit Committee
Independent Outside Director	Masato Iwasaki	◎	◎		
Independent Outside Director	David Robert Hale	○		○	
Independent Outside Director	Jimmy C. Beasley	○		◎	
Independent Outside Director	Sachiko Ichikawa	○			○
Independent Outside Director	Kohei Kan	○			◎
Independent Outside Director	Gary John Pruden	○	○		
Independent Outside Director	Luann Marie Pendy	○	○		
Independent Outside Director	Hiroshi Ishino	○		○	
Director	Yasuo Takeuchi	○			
Director	Bob White	○			
Director	Toshihiko Okubo	○			○

○ indicates member, ◎ indicates the chair (Chairperson of the Board of Directors or Committee). Mr. Bob White's legal name is Robert John White.

(2) Status of Officers

(i) Officers

1. The status of Olympus Corporation's directors as of the filing date of this Annual Securities Report (June 19, 2025) is as follows:

Men officers: 18, women officers: 3 (14% of Officers are women)

a. Directors

Position	Name	Date of birth	Profile		Term of office	Number of shares held (Of which, the number of shares to be delivered under the stock compensation plan) (Shares)
Outside Director	Sumitaka Fujita	December 24, 1942	April 1965	Joined ITOCHU Corporation	(Note 3)	23,453 [11,747] (Note 4)
			June 1995	Director, ITOCHU Corporation		
			April 1997	Managing Director, ITOCHU Corporation		
			April 1998	Representative Managing Director, ITOCHU Corporation		
			April 1999	Representative Senior Managing Director, ITOCHU Corporation		
			April 2001	Representative Executive Vice President, ITOCHU Corporation		
			April 2006	Representative Vice Chairperson, ITOCHU Corporation		
			June 2006	Director, Vice Chairperson, ITOCHU Corporation		
			June 2007	Outside Director, Orient Corporation		
			June 2008	Senior Corporate Adviser, ITOCHU Corporation Outside Director, Furukawa Electric Co., Ltd. Outside Auditor, NIPPONKOA Insurance Company, Limited (currently Sompo Japan Insurance Inc.)		
			June 2009	Outside Director, Nippon Sheet Glass Co., Ltd.		
			April 2010	Outside Director, NKSJ Holdings, Inc. (currently Sompo Holdings, Inc.)		
			June 2011	Chairperson, Japan Association for Chief Financial Officers		
			April 2012	Outside Director, Olympus Corporation (present)		

Position	Name	Date of birth	Profile		Term of office	Number of shares held (Of which, the number of shares to be delivered under the stock compensation plan) (Shares)
Outside Director	David Robert Hale	December 21, 1984	September 2007	Joined The Parthenon Group (currently EY-Parthenon)	(Note 3)	– (Note 4) (Note 5)
			January 2009	Assigned as Analyst to Strategic Value Capital* * An investment subsidiary of The Parthenon Group		
			June 2009	Senior Associate, The Parthenon Group		
			May 2010	Principal, The Parthenon Group		
			January 2011	Joined ValueAct Capital Management L.P.		
			December 2012	Vice President, ValueAct Capital Management L.P.		
			May 2014	Partner, ValueAct Capital Management L.P.		
			March 2015	Director, MSCI Inc.		
			August 2015	Director, Bausch Health Companies Inc.		
			June 2019	Outside Director, Olympus Corporation (present)		
			June 2021	Outside Director, JSR Corporation		
			August 2023	Co-Chief Executive Officer, ValueAct Capital Management L.P. (present)		
			<Important concurrent positions> Co-Chief Executive Officer, ValueAct Capital Management L.P.			

Position	Name	Date of birth	Profile		Term of office	Number of shares held (Of which, the number of shares to be delivered under the stock compensation plan) (Shares)
Outside Director	Jimmy C. Beasley	April 6, 1963	March 1986	Territory Manager, Roche Laboratories (Division of Hoffman La Roche)	(Note 3)	7,247 [3,101] (Note 4)
			June 1989	Various roles of increasing responsibility in sales and marketing including Vice President of Sales and Marketing, Bard Access Systems Division, C.R. Bard Inc.		
			June 2003	President, Bard Access Systems Division, C.R. Bard Inc.		
			April 2007	President, Bard Peripheral Vascular Division, C.R. Bard Inc.		
			May 2009	Group Vice President, C.R. Bard Inc.		
			June 2013	Group President, C.R. Bard Inc.		
			May 2018	Consultant and Executive Advisor* to ValueAct Capital Management L.P. (hereinafter called "VAC") * The executive advisor role is a consulting role to VAC; it is not an employee position. This consulting agreement finished at the end of March 2019.		
			June 2019	Outside Director, Olympus Corporation (present)		

Position	Name	Date of birth	Profile		Term of office	Number of shares held (Of which, the number of shares to be delivered under the stock compensation plan) (Shares)
Outside Director	Sachiko Ichikawa	January 17, 1967	April 1997	Registered as attorney Joined Tanabe & Partners	(Note 3)	10,206 [10,206] (Note 4)
			January 2005	Registered as attorney of the State of New York		
			November 2009	Statutory Auditor, The Board Director Training Institute of Japan		
			January 2011	Partner, Tanabe & Partners (present)		
			June 2015	Outside Director, ANRITSU CORPORATION		
				Director, The Board Director Training Institute of Japan		
			April 2018	Registered as Certified Public Accountant of the U.S.A.		
			May 2018	Outside Auditor, Ryohin Keikaku Co., Ltd.		
			June 2020	Statutory Auditor, The Board Director Training Institute of Japan		
			June 2021	Outside Director, Tokyo Electron Ltd. (present) Outside Director, Olympus Corporation (present)		
			June 2022	Director, The Board Director Training Institute of Japan (present)		
			June 2024	Outside Director, Azbil Corporation (present)		
			<Important concurrent positions> Partner, Tanabe & Partners Outside Director, Tokyo Electron Ltd. Director, The Board Director Training Institute of Japan Outside Director, Azbil Corporation			

Position	Name	Date of birth	Profile		Term of office	Number of shares held (Of which, the number of shares to be delivered under the stock compensation plan) (Shares)
Outside Director	Kohei Kan	March 7, 1960	September 1986	Registered as Certificated Public Accountant	(Note 3)	11,602 [8,899] (Note 4)
			April 1987	Joined Mita Audit Corporation (currently Deloitte Touche Tohmatsu LLC)		
			June 1998	Partner, Tohmatsu & Co. (currently Deloitte Touche Tohmatsu LLC)		
			November 2013	Board Member, Deloitte Tohmatsu Group and Deloitte Touche Tohmatsu LLC		
			November 2015	Chief Executive Officer, Deloitte Touche Tohmatsu LLC		
			June 2018	Senior Advisor, Deloitte Tohmatsu LLC		
			September 2018	Audit & Assurance Leader, Deloitte Asia Pacific Limited		
			January 2020	Senior Advisor, Deloitte Asia Pacific Limited		
			October 2020	Chief, Kan Kohei Certified Public Accountant Office (present)		
			November 2020	Board Member, International Federation of Accountants “IFAC” (present)		
			January 2022	Senior Advisor, The Japanese Institute of Certified Public Accountants (present)		
			June 2022	Outside Director, Olympus Corporation (present)		
			<Important concurrent positions> Chief, Kan Kohei Certified Public Accountant Office Board Member, International Federation of Accountants “IFAC” Senior Advisor, The Japanese Institute of Certified Public Accountants			

Position	Name	Date of birth	Profile		Term of office	Number of shares held (Of which, the number of shares to be delivered under the stock compensation plan) (Shares)
Outside Director	Gary John Pruden	May 10, 1961	October 1985	Joined Janssen Pharmaceutica, a division of Johnson & Johnson	(Note 3)	5,899 [3,101] (Note 4)
			June 1999	Director of Marketing, GI Franchise Marketing, Janssen Pharmaceutica		
			May 2001	Vice President, Marketing, Primary Care Franchise, Janssen Pharmaceutica		
			November 2002	Vice President, Marketing, CNS Franchise, Janssen Pharmaceutica		
			February 2004	President & Chief Operating Officer, Janssen-Ortho Canada INC		
			January 2006	Worldwide President, Ethicon Products Inc, a division of Johnson & Johnson		
			April 2009	Company Group Chairperson, Ethicon Franchise Inc.		
			January 2012	Worldwide Chairperson, Global Surgery Group, Johnson & Johnson		
			June 2015	Executive Vice President & Worldwide Chairperson, Medical Devices, Johnson & Johnson		
			December 2017	Independent Board Director, Motus GI Holdings Inc.		
			April 2018	Independent Board Director, Lantheus Holdings Inc. (present)		
			December 2019	Chief Executive Officer, GPS Med Tech Strategy Consulting LLC (present)		
			March 2020	Independent Board Director, OSSIO, Inc. (present)		
			June 2022	Outside Director, Olympus Corporation (present)		

Position	Name	Date of birth	Profile	Term of office	Number of shares held (Of which, the number of shares to be delivered under the stock compensation plan) (Shares)
			July 2022 Independent Board Director, Avisi Technologies, Inc. (present) <Important concurrent positions> Independent Board Director, Lantheus Holdings Inc. Chief Executive Officer, GPS Med Tech Strategy Consulting LLC Independent Board Director, OSSIO, Inc. Independent Board Director, Avisi Technologies, Inc.		

Position	Name	Date of birth	Profile		Term of office	Number of shares held (Of which, the number of shares to be delivered under the stock compensation plan) (Shares)
Outside Director	Luann Marie Pendy	May 8, 1960	December 1987	Joined Abbott Laboratories	(Note 3)	4,861 [3,101] (Note 4)
			February 1998	Director, Quality Control Production Laboratories, Chemical and Agricultural Product Division, Abbott Laboratories		
			February 2007	Corporate Vice President, Global Quality & Regulatory Affairs, Hospira Inc		
			November 2008	Vice President, Corporate Quality, Medtronic Inc. (currently Medtronic plc.)		
			June 2014	Senior Vice President, Global Quality, Medtronic Inc. (currently Medtronic plc.)		
			November 2017	Senior Vice President, Regulatory Affairs & Global Quality, Medtronic plc.		
			January 2018	Senior Vice President, Chief Quality and Regulatory Affairs, Medtronic plc.		
			June 2023	Outside Director, Olympus Corporation (present)		

Position	Name	Date of birth	Profile		Term of office	Number of shares held (Of which, the number of shares to be delivered under the stock compensation plan) (Shares)
Outside Director	Masato Iwasaki	November 6, 1958	April 1985	Joined Takeda Pharmaceutical Company Limited	(Note 3)	3,101 [3,101] (Note 4)
			April 2008	Senior Vice President and Head, Strategic Product Planning Department, Takeda Pharmaceutical Company Limited		
			June 2010	Corporate Officer, Takeda Pharmaceutical Company Limited		
			January 2012	Head of Chief Medical & Scientific Officer Office, Takeda Pharmaceuticals International, Inc.		
			April 2012	Senior Vice President, Pharmaceutical Marketing Division, Takeda Pharmaceutical Company Limited		
			June 2012	Director, Takeda Pharmaceutical Company Limited		
			April 2015	President, Japan Pharm Business Unit, Takeda Pharmaceutical Company Limited		
			April 2021	Japan General Affairs, Takeda Pharmaceutical Company Limited		
			June 2021	Representative Director, Takeda Pharmaceutical Company Limited		
			June 2022	Outside Director, JSR Corporation		
			June 2023	Chairperson of Economic, Fiscal, Financial, and Social Security Committee, KEIZAI DOYUKAI (Japan Association of Corporate Executives) (present) Representative Director and Chief Executive Officer, Rock&Company K.K. (present)		

Position	Name	Date of birth	Profile		Term of office	Number of shares held (Of which, the number of shares to be delivered under the stock compensation plan) (Shares)
			July 2023	Senior Executive Fellow, Industrial Growth Platform, Inc. (currently IGPI Group, Inc.) (present)		
			September 2023	Drug Discovery Strategic Advisor, CellSource Co., Ltd.		
			June 2024	Outside Director, Olympus Corporation (present)		
			<Important concurrent positions> Chairperson of Economic, Fiscal, Financial, and Social Security Committee, KEIZAI DOYUKAI (Japan Association of Corporate Executives) Representative Director and Chief Executive Officer, Rock&Company K.K. Senior Executive Fellow, IGPI Group, Inc.			

Position	Name	Date of birth	Profile		Term of office	Number of shares held (Of which, the number of shares to be delivered under the stock compensation plan) (Shares)
Director, Representative Executive Officer, Executive Chairperson and ESG Officer	Yasuo Takeuchi	February 25, 1957	April 1980	Joined Olympus Corporation	(Note 3)	279,944 [81,922] (Note 4)
			April 2009	Director, Olympus Europa Holding GmbH (currently Olympus Europa SE & Co. KG)		
			June 2009	Corporate Officer, Olympus Corporation		
			October 2011	Executive Managing Director and Chairperson of the Board, Olympus Europa Holding GmbH (currently Olympus Europa SE & Co. KG)		
			April 2012	Director, Olympus Corporation (present) Senior Corporate Managing Officer, Olympus Corporation Group President of Group Management Office, Olympus Corporation Chairperson of the Board, Olympus Corporation of the Americas Director, Olympus Corporation of Asia Pacific Limited		
			March 2013	Administrative Board and Managing Director, Olympus Europa Holding SE		
			April 2015	Head of Corporate Management Office, Olympus Corporation		
			April 2016	Vice President Corporate Officer, Olympus Corporation Chief Financial Officer (CFO), Olympus Corporation Chief Regional Representative Officer, Olympus Corporation		

Position	Name	Date of birth	Profile		Term of office	Number of shares held (Of which, the number of shares to be delivered under the stock compensation plan) (Shares)
			April 2019	Representative Director, Olympus Corporation President Corporate Officer, Olympus Corporation Chief Executive Officer (CEO), Olympus Corporation		
			June 2019	Representative Executive Officer, President and Chief Executive Officer (CEO), Olympus Corporation		
			April 2023	Representative Executive Officer, Executive Chairperson, Olympus Corporation ESG Officer, Olympus Corporation (present)		
			April 2025	Representative Executive Officer, Executive Chairperson, President, Chief Executive Officer (CEO), Olympus Corporation		
			June 2025	Representative Executive Officer, Executive Chairperson, Olympus Corporation (present)		

Position	Name	Date of birth	Profile		Term of office	Number of shares held (Of which, the number of shares to be delivered under the stock compensation plan) (Shares)
Director	Toshihiko Okubo	June 1, 1960	February 1991	Joined Olympus Corporation	(Note 3)	24,933 [6,661] (Note 4)
			July 2005	President and Chief Executive Officer (CEO), Olympus NDT Corporation (currently Evident Scientific Inc.)		
			August 2011	General Division Manager of the Life & Industrial Systems, Olympus Corporation		
			June 2013	Chairperson, Olympus NDT Corporation (currently Evident Scientific Inc.)		
			April 2014	Corporate Officer, Olympus Corporation		
			April 2015	Division Manager of the Scientific Solutions Business Strategy Division, Olympus Corporation		
			April 2016	Head of the Scientific Solutions Business Unit, Olympus Corporation		
			April 2019	Senior Vice President of New Business Development, Olympus Corporation		
			April 2021	Senior Vice President of Corporate Planning, Olympus Corporation		
			April 2022	Deputy Chief Strategy Officer, Olympus Corporation		
			April 2023	Assistant to Chief Strategy Officer, Olympus Corporation		
			June 2023	Director, Olympus Corporation (present)		
Total						371,246 [131,839] (Note 4)

Notes: 1. Messrs. Sumitaka Fujita, David Robert Hale and Jimmy C. Beasley, Ms. Sachiko Ichikawa, Messrs. Kohei Kan and Gary John Pruden and Drs. Luann Marie Pendy and Masato Iwasaki are outside directors.

2. Messrs. Sumitaka Fujita, David Robert Hale and Jimmy C. Beasley, Ms. Sachiko Ichikawa, Messrs. Kohei Kan and Gary John Pruden and Drs. Luann Marie Pendy and Masato Iwasaki are independent directors as stipulated in Rule 436-2 of the Securities Listing Regulations of the Tokyo Stock Exchange, Inc.

3. The term of office shall expire upon the close of the General Meeting of Shareholders pertaining to the final business year ending within one (1) year after election at the General Meeting of Shareholders held on June 26, 2024.

4. "Number of shares held" indicates the number of shares held as of March 31, 2025. It also includes the number of shares each director holds through the Officers' Shareholding Association of Olympus Corporation, his/her own equity interest

held through a company managing stock compensation of Olympus Corporation as well as the number of shares to be delivered under the stock compensation plan.

5. Mr. David Robert Hale is a Co-CEO of ValueAct Capital Management L.P. The number of shares of Olympus Corporation held by ValueAct Capital Master Fund, L.P. controlled by ValueAct Capital Management L.P. is 6,403,084 shares as of March 31, 2025.
6. Olympus Corporation is a company with a Nominating Committee, etc. The structure of the committees is as follows:

   Nominating Committee: Messrs. Sumitaka Fujita and Gary John Pruden and Dr. Masato Iwasaki

   Compensation Committee: Messrs. Jimmy C. Beasley and David Robert Hale, Dr. Luann Marie Pendy and Mr. Yasuo Takeuchi

   Audit Committee: Mr. Kohei Kan, Ms. Sachiko Ichikawa and Mr. Toshihiko Okubo

b. Executive Officers

Position	Name	Date of birth	Profile		Term of office	Number of shares held (Of which, the number of shares to be delivered under the stock compensation plan) (Shares)
Director, Representative Executive Officer, Executive Chairperson and ESG Officer	Yasuo Takeuchi	February 25, 1957	See "1., a. Directors" above.		(Note 1)	279,944 [81,922] (Note 2)
Representative Executive Officer, President and Chief Executive Officer (CEO)	Bob White (Legal name: Robert John White)	October 10, 1962	June 1986	Joined International Business Machines Corporation	(Note 1)	– (Note 2)
			January 2000	Vice President, Sales and Supplier Solutions, Chemdex Corporation		
			May 2001	Senior Vice President, Sales and Marketing, Accelrys Inc.		
			April 2003	Executive Vice President and Chief Operating Officer, SourceOne Healthcare Technologies Inc.		
			January 2006	President, Merge E-Med, Merge Healthcare Inc.		
			February 2007	Vice President, Diagnostic Imaging, GE Healthcare Technologies Inc.		
			May 2010	General Manager, Patient Monitoring, Covidien plc. (currently Medtronic plc.)		
			August 2011	President, Respiratory and Monitoring Solutions, Global, Covidien plc. (currently Medtronic plc.)		
			June 2014	President, Emerging Markets, Covidien plc. (currently Medtronic plc.)		
			January 2015	Senior Vice President and President, APAC, Medtronic plc.		
			January 2018	Executive Vice President and Group President, Minimally Invasive Therapies Group, Medtronic plc.		
			May 2020	Board Member, Smith & Nephew plc.		

Position	Name	Date of birth	Profile	Term of office	Number of shares held (Of which, the number of shares to be delivered under the stock compensation plan) (Shares)
			November 2020 Executive Vice President and President, Medical Surgical Portfolio, Medtronic plc. October 2024 Board Member, Cadence, Inc. May 2025 Board Member (Supervisory Board), Koninklijke Philips N.V. (present) June 2025 Representative Executive Officer, President, Chief Executive Officer (CEO), Olympus Corporation (present) <Important concurrent positions> Board Member (Supervisory Board), Koninklijke Philips N.V.		

Position	Name	Date of birth	Profile		Term of office	Number of shares held (Of which, the number of shares to be delivered under the stock compensation plan) (Shares)
Executive Officer and Chief Medical Officer (CMO)	John Manfred de Csepel	July 21, 1964	May 1995	Graduated from Georgetown University School of Medicine	(Note 1)	25,078 [25,078] (Note 2)
			July 1995	General Surgery Resident, Mount Sinai School of Medicine		
			July 2000	Laparoscopic Surgery Fellow, Mount Sinai School of Medicine		
			October 2001	Chief, Division of Minimally Invasive Surgery, Saint Vincent's Hospital Assistant Professor of Surgery, New York Medical College		
			June 2006	War Surgeon, Doctors Without Borders		
			January 2007	Vice President, Medical Affairs, BARRX Medical (currently Medtronic plc.)		
			February 2013	Chief Medical Officer & Vice President, Surgical Innovations, Covidien plc. (currently Medtronic plc.)		
			May 2015	Trauma Surgeon, Mount Sinai Elmhurst Faculty Practice Clinical Instructor of Surgery, Mount Sinai School of Medicine (present)		
			May 2018	Chief Medical Officer & Vice President, Minimally Invasive Therapies Group, Medtronic plc.		
			November 2020	Chief Medical Officer & Vice President, Americas Region, Medtronic plc.		
			October 2022	Chief Medical Officer & Vice President, Global Regions, Medtronic plc.		
			October 2023	Joined Olympus Corporation of the Americas Chief Medical Officer, Olympus Corporation		

Position	Name	Date of birth	Profile		Term of office	Number of shares held (Of which, the number of shares to be delivered under the stock compensation plan) (Shares)
			October 2024	Executive Officer and Chief Medical Officer (CMO), Olympus Corporation (present)		

Position	Name	Date of birth	Profile		Term of office	Number of shares held (Of which, the number of shares to be delivered under the stock compensation plan) (Shares)
Executive Officer and Gastrointestinal Solutions	Frank Drewalowski	April 21, 1965	February 1993	Joined Olympus Europa GmbH (currently Olympus Europa SE & Co. KG)	(Note 1)	80,944 [63,274] (Note 2)
			April 2000	Department Manager GI/EUS/BF and Service Marketing Division, Olympus Europa GmbH (currently Olympus Europa SE & Co. KG)		
			April 2005	General Manager Medical Endoscopy & Surgical, Olympus Medical Systems Europa GmbH (currently Olympus Europa SE & Co. KG)		
			April 2006	Managing Director Medical, Olympus Germany		
			April 2009	Regional Managing Director Medical, Microscopy and Consumer Business, Olympus Germany		
			April 2011	Managing Director Medical Systems Division, Olympus Europa GmbH (currently Olympus Europa SE & Co. KG)		
			April 2019	Executive Managing Director, Olympus Europa Holding GmbH (currently Olympus Europa SE & Co. KG)		
			April 2020	Corporate Officer, Olympus Corporation Global Division Head Endoscopic Solutions Division, Olympus Corporation		
			April 2023	Executive Officer and Endoscopic Solutions Division Head, Olympus Corporation		
				Supervisory Board (Chairman), Olympus Europa Holding SE (present)		
			April 2025	Executive Officer, Gastrointestinal Solutions, Olympus Corporation (present)		

Position	Name	Date of birth	Profile		Term of office	Number of shares held (Of which, the number of shares to be delivered under the stock compensation plan) (Shares)
Executive Officer and Chief Financial Officer (CFO)	Tatsuya Izumi	September 1, 1964	April 1987	Joined ITOCHU Corporation	(Note 1)	10,847 [10,847] (Note 2)
			May 2006	General Manager, Planning & Control Department, Finance Division, ITOCHU Corporation		
			May 2010	Treasurer & General Manager, Finance Division, ITOCHU International Inc.		
			April 2013	CFO, ASEAN & South West Asia Bloc, ITOCHU Corporation		
			May 2016	CFO, Textile Company, ITOCHU Corporation		
			April 2019	Executive Officer, General Manager, General Accounting Control Division, ITOCHU Corporation		
			May 2021	Director, Managing Executive Officer, Chief Executive of Administration, NIPPON ACCESS, INC.		
			April 2022	Director, Senior Managing Executive Officer, Chief Executive of Administration, NIPPON ACCESS, INC.		
			April 2024	Joined Olympus Corporation Executive Officer and Chief Financial Officer (CFO), Olympus Corporation (present)		
				Supervisory Board, Olympus Europa Holding SE (present) Director, Olympus Corporation of Asia Pacific Limited (present) Director, Olympus (China) Co., Ltd.		
Executive Officer and Chief Strategy Officer (CSO)	Gabriela Castillo Kaynor	November 20, 1975	April 2000	Joined Johnson & Johnson Services, Inc.	(Note 1)	54,030 [48,371] (Note 2)
			May 2004	Business Unit Manager, Johnson & Johnson Services, Inc.		

Position	Name	Date of birth	Profile		Term of office	Number of shares held (Of which, the number of shares to be delivered under the stock compensation plan) (Shares)
			February 2007	Engineering Manager, Johnson & Johnson Services, Inc.		
			July 2008	R&D Director Monitoring & OR Products, SharpSafety, Covidien plc. (currently Cardinal Health, Inc.)		
			February 2012	Director Program Management Office & Advanced Supplier Development, Covidien plc. (currently Cardinal Health, Inc.)		
			February 2015	Director of Operations, Acclarent, Inc.		
			April 2016	Joined Olympus Corporation of the Americas Executive Director Strategy Development & Portfolio Management, Olympus Corporation of the Americas		
			July 2017	Vice President, Upstream Marketing & PMO, Olympus Corporation of the Americas		
			April 2019	Senior Vice President, Global Portfolio Management, Strategy & PMO Therapeutic Solutions Division, Olympus Corporation		
			April 2020	Global Division Head Therapeutic Solutions Division, Olympus Corporation		
			April 2022	Corporate Officer, Olympus Corporation Director, Olympus Corporation of the Americas		
			April 2023	Executive Officer and Therapeutic Solutions Division Head, Olympus Corporation		
			April 2024	Executive Officer and Chief Strategy Officer (CSO), Olympus Corporation (present)		

Position	Name	Date of birth	Profile		Term of office	Number of shares held (Of which, the number of shares to be delivered under the stock compensation plan) (Shares)
				Director, Olympus Corporation of Asia Pacific Limited (present)		
			November 2024	Chairperson, Olympus Corporation of the Americas (present)		

Position	Name	Date of birth	Profile		Term of office	Number of shares held (Of which, the number of shares to be delivered under the stock compensation plan) (Shares)
Executive Officer and Chief Manufacturing and Supply Officer (CMSO)	Tetsuo Kobayashi	June 17, 1960	April 1983	Joined Olympus Corporation	(Note 1)	63,853 [24,262] (Note 2)
			April 2011	Division Manager of Business Structure Reformation Division, Olympus Corporation		
			April 2012	Corporate Officer, Olympus Corporation Division Manager of Group Management Division, Olympus Corporation		
			July 2013	Division Manager of Finance Division, Olympus Corporation		
			May 2016	Executive Vice President, Olympus Corporation of the Americas		
			February 2019	Division Manager of Management Division, Olympus Corporation		
			April 2019	Office of Chief Executive Officer, Olympus Corporation		
			April 2020	Supervisory Board, Olympus Europa Holding SE		
			April 2021	Chief Strategy Officer (CSO), Olympus Corporation		
			April 2022	Executive Officer and Chief Manufacturing and Supply Officer (CMSO), Olympus Corporation (present)		
			April 2024	Director, Olympus (China) Co., Ltd.		

Position	Name	Date of birth	Profile		Term of office	Number of shares held (Of which, the number of shares to be delivered under the stock compensation plan) (Shares)
Executive Officer and Surgical and Interventional Solutions	Seiji Kuramoto	August 4, 1964	April 1988	Joined Olympus Corporation	(Note 1)	20,340 [12,738] (Note 2)
			April 2005	Vice President, Olympus Surgical & Industrial America Inc. (currently Olympus America Inc.)		
			April 2008	Executive Director, Olympus America Inc.		
			April 2009	General Manager of Marketing for Surgical, Olympus Medical Systems Corp.		
			May 2013	General Manager of Product Planning, Sony Olympus Medical Solutions Inc.		
			July 2017	Executive Vice President and Representative Director, Sony Olympus Medical Solutions Inc.		
			April 2020	Senior Vice President, Endoscopic Solution GI Business Leader, Global, Olympus Corporation Senior Vice President, Endoscopic Solution Surgical Business Leader, Global, Olympus Corporation Director, Sony Olympus Medical Solutions Inc.		
			April 2021	Global Division Head Therapeutic Solutions Division, Olympus Corporation		
			April 2022	Corporate Officer, Olympus Corporation		
			April 2024	Executive Officer and Therapeutic Solutions Division Head, Olympus Corporation		
			April 2025	Executive Officer, Surgical and Interventional Solutions, Olympus Corporation (present) Director, Olympus (China) Co., Ltd. (present)		

Position	Name	Date of birth	Profile		Term of office	Number of shares held (Of which, the number of shares to be delivered under the stock compensation plan) (Shares)
Executive Officer and Chief Technology Officer (CTO)	Syed Mukarram Naveed	September 5, 1973	August 1996	Joined Indian Institute of Science	(Note 1)	11,358 [11,358] (Note 2)
			September 2000	Joined Spectra Technologies Inc		
			September 2003	Joined Boston Scientific Corporation		
			January 2009	Program Manager & Principal Engineer, Boston Scientific Corporation		
			June 2011	Senior R&D Program Manager, New Product Development, Boston Scientific Corporation		
			September 2013	Head of Regional R&D, Endoscopy Business Unit, Boston Scientific Corporation		
			January 2016	Head of Strategic Innovation Group (Endoscopy Business Unit), Boston Scientific Corporation		
			October 2018	Senior Director R&D, Urology & Critical Care, Becton, Dickinson and Company		
			December 2019	Worldwide Vice President R&D, Urology & Critical Care, Becton, Dickinson and Company		
			December 2022	Joined Olympus Corporation of the Americas Senior Vice President, Single Use Endoscopy Development Head, Olympus Corporation		
			February 2024	Senior Vice President, Therapeutic Solutions Division Development Head, Olympus Corporation		
			April 2025	Executive Officer and Chief Technology Officer (CTO), Olympus Corporation (present)		

Position	Name	Date of birth	Profile		Term of office	Number of shares held (Of which, the number of shares to be delivered under the stock compensation plan) (Shares)
Executive Officer and Chief Human Resources Officer (CHRO)	Shigeto Ohtsuki	November 12, 1961	April 1984	Joined Hitachi, Ltd.	(Note 1)	27,307 [17,743] (Note 2)
			June 1999	Manager, Human Resources, General Electric Japan, Ltd.		
			June 2008	Director & Corporate Officer, Human Resources, Hewlett Packard Japan, Ltd.		
			March 2011	Corporate Officer, General Manager of Personnel Department, Shiseido Company, Limited		
			June 2015	Executive Officer, Human Resources and CSR, Miraca Holdings Inc. (currently H.U. Group Holdings, Inc.)		
			November 2019	Joined Olympus Corporation		
			February 2020	Human Resources Head, Olympus Corporation		
			April 2020	Corporate Officer, Olympus Corporation		
			April 2022	Supervisory Board, Olympus Europa Holding SE (present)		
			April 2023	Executive Officer and Chief Human Resources Officer (CHRO), Olympus Corporation (present)		

Position	Name	Date of birth	Profile		Term of office	Number of shares held (Of which, the number of shares to be delivered under the stock compensation plan) (Shares)
Executive Officer and Chief Quality Officer (CQO)	Boris Shkolnik	July 12, 1970	March 1993	Joined Cordis	(Note 1)	61,945 [60,292] (Note 2)
			February 2003	Manager, Plant Quality Assurance, Cordis		
			March 2005	Senior Director, Quality Management, Becton, Dickinson and Company		
			August 2011	Worldwide Vice President, Quality Management, Becton, Dickinson and Company		
			August 2019	Senior Vice President, Quality Management, Medical Segment, Becton, Dickinson and Company		
			February 2022	Joined Olympus Corporation of the Americas		
				Senior Vice President, Product Quality, Olympus Corporation		
			April 2023	Global Functional Head of Quality, Olympus Corporation		
			April 2024	Executive Officer and Chief Quality Officer (CQO), Olympus Corporation (present)		

Position	Name	Date of birth	Profile		Term of office	Number of shares held (Of which, the number of shares to be delivered under the stock compensation plan) (Shares)
Executive Officer and Global General Counsel	Neil Boyden Tanner	May 22, 1971	August 1997	Joined Pepper Hamilton and Scheetz (currently Troutman Pepper Hamilton Sanders LLP)	(Note 1)	68,184 [68,184] (Note 2)
			November 1997	Registered as attorney of the Commonwealth of Pennsylvania		
			December 1997	Registered as attorney of the State of New Jersey		
			March 1999	Registered as attorney of the District of Columbia		
			July 2001	Board of Directors (present) and Past President, British American Business Council of Greater Philadelphia		
			June 2005	Associate General Counsel, International, Aramark		
			December 2009	General Counsel, Cigna International Expatriate Benefits (currently Cigna Global Health Benefits), Cigna Corporation (currently The Cigna Group)		
			December 2010	Acting Chief Compliance Officer International, Cigna Corporation (currently The Cigna Group)		
			June 2012	Board of Trustees, Vice Chair, American University of Rome (present)		
			January 2013	Eisenhower Fellow		
			May 2014	Vice President, Chief Counsel for U.S. Business Law and Corporate Secretary, Cigna Corporation (currently The Cigna Group)		
			November 2018	Senior Vice President, Chief Counsel for U.S. Business Law and Corporate Secretary, Cigna Corporation (currently The Cigna Group)		

Position	Name	Date of birth	Profile		Term of office	Number of shares held (Of which, the number of shares to be delivered under the stock compensation plan) (Shares)
			December 2018	General Counsel, International Markets, Cigna Corporation (currently The Cigna Group)		
			January 2022	Senior Vice President and General Counsel for Strategy, Finance and International Markets, Cigna Corporation (currently The Cigna Group)		
			January 2024	Joined Olympus Corporation of the Americas		
			April 2024	Global General Counsel, Olympus Corporation		
			October 2024	Executive Officer, Global General Counsel, Olympus Corporation (present)		
Total						703,830 [424,069] (Note 2)

Notes: 1. The term of office shall be until March 31, 2026.

2. "Number of shares held" indicates the number of shares held as of March 31, 2025. It also includes the number of shares each executive officer holds through the Officers' Shareholding Association of Olympus Corporation, his/her own equity interest held through a company managing stock compensation of Olympus Corporation as well as the number of shares to be delivered under the stock compensation plan.

3. Olympus Corporation has adopted a corporate officer system. The 13 corporate officers are as follows:

Corporate Officer	Keith Boettiger
Corporate Officer	Masahito Goto
Corporate Officer	Kota Ishibiki
Corporate Officer	Hironobu Kawano
Corporate Officer	Hidenobu Kimura
Corporate Officer	Stephen Kneebone
Corporate Officer	Pedro Lazaro
Corporate Officer	Gabriel McHugh
Corporate Officer	Tetsuaki Mori
Corporate Officer	Takeshi Ogura
Corporate Officer	Tomohisa Sakurai
Corporate Officer	Hidenao Tsuchiya
Corporate Officer	Wenlei Yang

2. Olympus Corporation has proposed the "Election of Eleven Directors" as an agenda item (matter to be resolved) at the General Meeting of Shareholders to be held on June 26, 2025, and if the proposal is approved and passed, the officers of Olympus Corporation will be as follows:

The details of the resolutions of the Board of Directors' meeting scheduled to be held immediately after the General Meeting of Shareholders (such as positions) are included below.

Men officers: 18, women officers: 3 (14% of Officers are women)

a. Directors

Position	Name	Date of birth	Profile		Term of office	Number of shares held (Of which, the number of shares to be delivered under the stock compensation plan) (Shares)
Outside Director	Masato Iwasaki	November 6, 1958	April 1985	Joined Takeda Pharmaceutical Company Limited	(Note 3)	3,101 [3,101] (Note 4)
			April 2008	Senior Vice President and Head, Strategic Product Planning Department, Takeda Pharmaceutical Company Limited.		
			June 2010	Corporate Officer, Takeda Pharmaceutical Company Limited		
			January 2012	Head of Chief Medical & Scientific Officer Office, Takeda Pharmaceuticals International, Inc.		
			April 2012	Senior Vice President, Pharmaceutical Marketing Division, Takeda Pharmaceutical Company Limited		
			June 2012	Director, Takeda Pharmaceutical Company Limited		
			April 2015	President, Japan Pharm Business Unit, Takeda Pharmaceutical Company Limited		
			April 2021	Japan General Affairs, Takeda Pharmaceutical Company Limited		
			June 2021	Representative Director, Takeda Pharmaceutical Company Limited		
			June 2022	Outside Director, JSR Corporation		

Position	Name	Date of birth	Profile		Term of office	Number of shares held (Of which, the number of shares to be delivered under the stock compensation plan) (Shares)
			June 2023	Chairperson of Economic, Fiscal, Financial, and Social Security Committee, KEIZAI DOYUKAI (Japan Association of Corporate Executives) (present) Representative Director and Chief Executive Officer, Rock&Company K.K. (present)		
			July 2023	Senior Executive Fellow, Industrial Growth Platform, Inc. (currently IGPI Group, Inc.) (present)		
			September 2023	Drug Discovery Strategic Advisor, CellSource Co., Ltd.		
			June 2024	Outside Director, Olympus Corporation (present)		
			<Important concurrent positions> Chairperson of Economic, Fiscal, Financial, and Social Security Committee, KEIZAI DOYUKAI (Japan Association of Corporate Executives) Representative Director and Chief Executive Officer, Rock&Company K.K. Senior Executive Fellow, IGPI Group, Inc.			

Position	Name	Date of birth	Profile		Term of office	Number of shares held (Of which, the number of shares to be delivered under the stock compensation plan) (Shares)
Outside Director	David Robert Hale	December 21, 1984	September 2007	Joined The Parthenon Group (currently EY-Parthenon)	(Note 3)	– (Note 4) (Note 5)
			January 2009	Assigned as Analyst to Strategic Value Capital* * An investment subsidiary of The Parthenon Group		
			June 2009	Senior Associate, The Parthenon Group		
			May 2010	Principal, The Parthenon Group		
			January 2011	Joined ValueAct Capital Management L.P.		
			December 2012	Vice President, ValueAct Capital Management L.P.		
			May 2014	Partner, ValueAct Capital Management L.P.		
			March 2015	Director, MSCI Inc.		
			August 2015	Director, Bausch Health Companies Inc.		
			June 2019	Outside Director, Olympus Corporation (present)		
			June 2021	Outside Director, JSR Corporation		
			August 2023	Co-Chief Executive Officer, ValueAct Capital Management L.P. (present)		
			<Important concurrent positions> Co-Chief Executive Officer, ValueAct Capital Management L.P.			

Position	Name	Date of birth	Profile		Term of office	Number of shares held (Of which, the number of shares to be delivered under the stock compensation plan) (Shares)
Outside Director	Jimmy C. Beasley	April 6, 1963	March 1986	Territory Manager, Roche Laboratories (Division of Hoffman La Roche)	(Note 3)	7,247 [3,101] (Note 4)
			June 1989	Various roles of increasing responsibility in sales and marketing including Vice President of Sales and Marketing, Bard Access Systems Division, C.R. Bard Inc.		
			June 2003	President, Bard Access Systems Division, C.R. Bard Inc.		
			April 2007	President, Bard Peripheral Vascular Division, C.R. Bard Inc.		
			May 2009	Group Vice President, C.R. Bard Inc.		
			June 2013	Group President, C.R. Bard Inc.		
			May 2018	Consultant and Executive Advisor* to ValueAct Capital Management L.P. (hereinafter called "VAC") * The executive advisor role is a consulting role to VAC; it is not an employee position. This consulting agreement finished at the end of March 2019.		
			June 2019	Outside Director, Olympus Corporation (present)		

Position	Name	Date of birth	Profile		Term of office	Number of shares held (Of which, the number of shares to be delivered under the stock compensation plan) (Shares)
Outside Director	Sachiko Ichikawa	January 17, 1967	April 1997	Registered as attorney Joined Tanabe & Partners	(Note 3)	10,206 [10,206] (Note 4)
			January 2005	Registered as attorney of the State of New York		
			November 2009	Statutory Auditor, The Board Director Training Institute of Japan		
			January 2011	Partner, Tanabe & Partners (present)		
			June 2015	Outside Director, ANRITSU CORPORATION		
				Director, The Board Director Training Institute of Japan		
			April 2018	Registered as Certified Public Accountant of the U.S.A.		
			May 2018	Outside Auditor, Ryohin Keikaku Co., Ltd.		
			June 2020	Statutory Auditor, The Board Director Training Institute of Japan		
			June 2021	Outside Director, Tokyo Electron Ltd. (present) Outside Director, Olympus Corporation (present)		
			June 2022	Director, The Board Director Training Institute of Japan (present)		
			June 2024	Outside Director, Azbil Corporation (present)		
			<Important concurrent positions> Partner, Tanabe & Partners Outside Director, Tokyo Electron Ltd. Director, The Board Director Training Institute of Japan Outside Director, Azbil Corporation			

Position	Name	Date of birth	Profile		Term of office	Number of shares held (Of which, the number of shares to be delivered under the stock compensation plan) (Shares)
Outside Director	Kohei Kan	March 7, 1960	September 1986	Registered as Certificated Public Accountant	(Note 3)	11,602 [8,899] (Note 4)
			April 1987	Joined Mita Audit Corporation (currently Deloitte Touche Tohmatsu LLC)		
			June 1998	Partner, Tohmatsu & Co. (currently Deloitte Touche Tohmatsu LLC)		
			November 2013	Board Member, Deloitte Tohmatsu Group and Deloitte Touche Tohmatsu LLC		
			November 2015	Chief Executive Officer, Deloitte Touche Tohmatsu LLC		
			June 2018	Senior Advisor, Deloitte Tohmatsu LLC		
			September 2018	Audit & Assurance Leader, Deloitte Asia Pacific Limited		
			January 2020	Senior Advisor, Deloitte Asia Pacific Limited		
			October 2020	Chief, Kan Kohei Certified Public Accountant Office (present)		
			November 2020	Board Member, International Federation of Accountants “IFAC” (present)		
			January 2022	Senior Advisor, The Japanese Institute of Certified Public Accountants (present)		
			June 2022	Outside Director, Olympus Corporation (present)		
			<Important concurrent positions> Chief, Kan Kohei Certified Public Accountant Office Board Member, International Federation of Accountants “IFAC” Senior Advisor, The Japanese Institute of Certified Public Accountants			

Position	Name	Date of birth	Profile		Term of office	Number of shares held (Of which, the number of shares to be delivered under the stock compensation plan) (Shares)
Outside Director	Gary John Pruden	May 10, 1961	October 1985	Joined Janssen Pharmaceutica, a division of Johnson & Johnson	(Note 3)	5,899 [3,101] (Note 4)
			June 1999	Director of Marketing, GI Franchise Marketing, Janssen Pharmaceutica		
			May 2001	Vice President, Marketing, Primary Care Franchise, Janssen Pharmaceutica		
			November 2002	Vice President, Marketing, CNS Franchise, Janssen Pharmaceutica		
			February 2004	President & Chief Operating Officer, Janssen-Ortho Canada INC		
			January 2006	Worldwide President, Ethicon Products Inc, a division of Johnson & Johnson		
			April 2009	Company Group Chairperson, Ethicon Franchise Inc.		
			January 2012	Worldwide Chairperson, Global Surgery Group, Johnson & Johnson		
			June 2015	Executive Vice President & Worldwide Chairperson, Medical Devices, Johnson & Johnson		
			December 2017	Independent Board Director, Motus GI Holdings Inc.		
			April 2018	Independent Board Director, Lantheus Holdings Inc. (present)		
			December 2019	Chief Executive Officer, GPS Med Tech Strategy Consulting LLC (present)		
			March 2020	Independent Board Director, OSSIO, Inc. (present)		
			June 2022	Outside Director, Olympus Corporation (present)		

Position	Name	Date of birth	Profile	Term of office	Number of shares held (Of which, the number of shares to be delivered under the stock compensation plan) (Shares)
			July 2022 Independent Board Director, Avisi Technologies, Inc. (present) <Important concurrent positions> Independent Board Director, Lantheus Holdings Inc. Chief Executive Officer, GPS Med Tech Strategy Consulting LLC Independent Board Director, OSSIO, Inc. Independent Board Director, Avisi Technologies, Inc.		

Position	Name	Date of birth	Profile		Term of office	Number of shares held (Of which, the number of shares to be delivered under the stock compensation plan) (Shares)
Outside Director	Luann Marie Pendy	May 8, 1960	December 1987	Joined Abbott Laboratories	(Note 3)	4,861 [3,101] (Note 4)
			February 1998	Director, Quality Control Production Laboratories, Chemical and Agricultural Product Division, Abbott Laboratories		
			February 2007	Corporate Vice President, Global Quality & Regulatory Affairs, Hospira Inc		
			November 2008	Vice President, Corporate Quality, Medtronic Inc. (currently Medtronic plc.)		
			June 2014	Senior Vice President, Global Quality, Medtronic Inc. (currently Medtronic plc.)		
			November 2017	Senior Vice President, Regulatory Affairs & Global Quality, Medtronic plc.		
			January 2018	Senior Vice President, Chief Quality and Regulatory Affairs Officer, Medtronic plc.		
			June 2023	Outside Director, Olympus Corporation (present)		

Position	Name	Date of birth	Profile		Term of office	Number of shares held (Of which, the number of shares to be delivered under the stock compensation plan) (Shares)
Outside Director	Hiroshi Ishino	April 10, 1951	April 1975	Joined Mitsubishi Corporation	(Note 3)	– (Note 4)
			December 1995	Director, Executive Vice President Isuzu Philippines Corporation* * A joint venture company with Mitsubishi Corporation, Isuzu Motors Limited, etc.		
			March 2003	Joined Kansai Paint Co., Ltd.		
			June 2006	Director, Deputy General Manager, International Affairs, Kansai Paint Co., Ltd.		
			June 2008	Managing Director, Sales, Coatings Business, Kansai Paint Co., Ltd.		
			April 2010	Senior Managing Director, Sales, Kansai Paint Co., Ltd.		
			June 2011	Director, Senior Managing Executive Officer, Sales, International Affairs and Procurement, Kansai Paint Co., Ltd.		
			June 2012	Representative Director, Senior Managing Executive Officer, Sales, International Affairs and Procurement, Kansai Paint Co., Ltd.		
			April 2013	Representative Director, President, Kansai Paint Co., Ltd.		
			June 2019	Senior Corporate Advisor, Kansai Paint Co., Ltd.		
			July 2020	Outside Director, Nippon Sheet Glass Co., Ltd. (present)		
			June 2023	Honorary Advisor, Kansai Paint Co., Ltd. (present)		
			June 2025	Outside Director, Olympus Corporation (scheduled)		

Position	Name	Date of birth	Profile	Term of office	Number of shares held (Of which, the number of shares to be delivered under the stock compensation plan) (Shares)
			<Important concurrent positions> Outside Director, Nippon Sheet Glass Co., Ltd. Honorary Advisor, Kansai Paint Co., Ltd.		

Position	Name	Date of birth	Profile		Term of office	Number of shares held (Of which, the number of shares to be delivered under the stock compensation plan) (Shares)
Director, Representative Executive Officer, Executive Chairperson and ESG Officer	Yasuo Takeuchi	February 25, 1957	April 1980	Joined Olympus Corporation	(Note 3)	279,944 [81,922] (Note 4)
			April 2009	Director, Olympus Europa Holding GmbH (currently Olympus Europa SE & Co. KG)		
			June 2009	Corporate Officer, Olympus Corporation		
			October 2011	Executive Managing Director and Chairperson of the Board, Olympus Europa Holding GmbH (currently Olympus Europa SE & Co. KG)		
			April 2012	Director, Olympus Corporation (present) Senior Corporate Managing Officer, Olympus Corporation Group President of Group Management Office, Olympus Corporation Chairperson of the Board, Olympus Corporation of the Americas Director, Olympus Corporation of Asia Pacific Limited		
			March 2013	Administrative Board and Managing Director, Olympus Europa Holding SE		
			April 2015	Head of Corporate Management Office, Olympus Corporation		
			April 2016	Vice President Corporate Officer, Olympus Corporation Chief Financial Officer (CFO), Olympus Corporation Chief Regional Representative Officer, Olympus Corporation		

Position	Name	Date of birth	Profile		Term of office	Number of shares held (Of which, the number of shares to be delivered under the stock compensation plan) (Shares)
			April 2019	Representative Director, Olympus Corporation President Corporate Officer, Olympus Corporation Chief Executive Officer (CEO), Olympus Corporation		
			June 2019	Representative Executive Officer, President and Chief Executive Officer (CEO), Olympus Corporation		
			April 2023	Representative Executive Officer, Executive Chairperson, Olympus Corporation ESG Officer, Olympus Corporation (present)		
			April 2025	Representative Executive Officer, Executive Chairperson, President, Chief Executive Officer (CEO), Olympus Corporation		
			June 2025	Representative Executive Officer, Executive Chairperson, Olympus Corporation (present)		

Position	Name	Date of birth	Profile		Term of office	Number of shares held (Of which, the number of shares to be delivered under the stock compensation plan) (Shares)
Director, Representative Executive Officer, President and Chief Executive Officer (CEO)	Bob White (Legal name: Robert John White)	October 10, 1962	June 1986	Joined International Business Machines Corporation	(Note 3)	– (Note 4)
			January 2000	Vice President, Sales and Supplier Solutions, Chemdex Corporation		
			May 2001	Senior Vice President, Sales and Marketing, Accelrys Inc.		
			April 2003	Executive Vice President and Chief Operating Officer, SourceOne Healthcare Technologies Inc.		
			January 2006	President, Merge E-Med, Merge Healthcare Inc.		
			February 2007	Vice President, Diagnostic Imaging, GE Healthcare Technologies Inc.		
			May 2010	General Manager, Patient Monitoring, Covidien plc. (currently Medtronic plc.)		
			August 2011	President, Respiratory and Monitoring Solutions, Global, Covidien plc. (currently Medtronic plc.)		
			June 2014	President, Emerging Markets, Covidien plc. (currently Medtronic plc.)		
			January 2015	Senior Vice President and President, APAC, Medtronic plc.		
			January 2018	Executive Vice President and Group President, Minimally Invasive Therapies Group, Medtronic plc.		
			May 2020	Board Member, Smith & Nephew plc.		
			November 2020	Executive Vice President and President, Medical Surgical Portfolio, Medtronic plc.		
			October 2024	Board Member, Cadence, Inc.		

Position	Name	Date of birth	Profile		Term of office	Number of shares held (Of which, the number of shares to be delivered under the stock compensation plan) (Shares)
			May 2025	Board Member (Supervisory Board), Koninklijke Philips N.V. (present)		
			June 2025	Representative Executive Officer, President and Chief Executive Officer (CEO), Olympus Corporation (present) Director, Olympus Corporation (scheduled)		
			<Important concurrent positions>			
			Board Member (Supervisory Board), Koninklijke Philips N.V.			

Position	Name	Date of birth	Profile		Term of office	Number of shares held (Of which, the number of shares to be delivered under the stock compensation plan) (Shares)
Director	Toshihiko Okubo	June 1, 1960	February 1991	Joined Olympus Corporation	(Note 3)	24,933 [6,661] (Note 4)
			July 2005	President and Chief Executive Officer (CEO), Olympus NDT Corporation (currently Evident Scientific Inc.)		
			August 2011	General Division Manager of the Life & Industrial Systems, Olympus Corporation		
			June 2013	Chairperson, Olympus NDT Corporation (currently Evident Scientific Inc.)		
			April 2014	Corporate Officer, Olympus Corporation		
			April 2015	Division Manager of the Scientific Solutions Business Strategy Division, Olympus Corporation		
			April 2016	Head of the Scientific Solutions Business Unit, Olympus Corporation		
			April 2019	Senior Vice President of New Business Development, Olympus Corporation		
			April 2021	Senior Vice President of Corporate Planning, Olympus Corporation		
			April 2022	Deputy Chief Strategy Officer, Olympus Corporation		
			April 2023	Assistant to Chief Strategy Officer, Olympus Corporation		
			June 2023	Director, Olympus Corporation (present)		
Total						347,793 [120,092] (Note 4)

Notes: 1. Dr. Masato Iwasaki, Messrs. David Robert Hale and Jimmy C. Beasley, Ms. Sachiko Ichikawa, Messrs. Kohei Kan and Gary John Pruden, Dr. Luann Marie Pendy and Mr. Hiroshi Ishino are outside directors.

2. If Dr. Masato Iwasaki, Messrs. David Robert Hale and Jimmy C. Beasley, Ms. Sachiko Ichikawa, Messrs. Kohei Kan and Gary John Pruden and Dr. Luann Marie Pendy and Mr. Hiroshi Ishino are elected as directors, Olympus Corporation plans to notify the Tokyo Stock Exchange, Inc. of their election as independent directors as stipulated in Rule 436-2 of the Securities Listing Regulations of the Tokyo Stock Exchange, Inc.

3. The term of office shall expire upon the close of the General Meeting of Shareholders pertaining to the final business year ending within one (1) year after election at the General Meeting of Shareholders held on June 26, 2025.

4. “Number of shares held” indicates the number of shares held as of March 31, 2025. It also includes the number of shares each director holds through the Officers’ Shareholding Association of Olympus Corporation, his/her own equity interest held through a company managing stock compensation of Olympus Corporation as well as the number of shares to be delivered under the stock compensation plan.
5. Mr. David Robert Hale is a Co-CEO of ValueAct Capital Management L.P. The number of shares of Olympus Corporation held by ValueAct Capital Master Fund, L.P. controlled by ValueAct Capital Management L.P. is 6,403,084 shares as of March 31, 2025. Since the share of voting rights held by the said company is less than 5%, Olympus Corporation plans to maintain his position as independent director.
6. Olympus Corporation is a company with a Nominating Committee, etc. The structure of the committees will be as follows:

   Nominating Committee: Dr. Masato Iwasaki, Mr. Gary John Pruden and Dr. Luann Marie Pendy

   Compensation Committee: Messrs. Jimmy C. Beasley, David Robert Hale and Hiroshi Ishino

   Audit Committee: Mr. Kohei Kan, Ms. Sachiko Ichikawa and Mr. Toshihiko Okubo

b. Executive Officers

Position	Name	Date of birth	Profile	Term of office	Number of shares held (Of which, the number of shares to be delivered under the stock compensation plan) (Shares)
Director, Representative Executive Officer, Executive Chairperson and ESG Officer	Yasuo Takeuchi	February 25, 1957	See “2., a. Directors” above.	(Note 1)	279,944 [81,922] (Note 2)
Director, Representative Executive Officer, President and Chief Executive Officer (CEO)	Bob White (Legal name: Robert John White)	October 10, 1962	See “2., a. Directors” above.	(Note 1)	– (Note 2)

Position	Name	Date of birth	Profile		Term of office	Number of shares held (Of which, the number of shares to be delivered under the stock compensation plan) (Shares)
Executive Officer and Chief Medical Officer (CMO)	John Manfred de Csepel	July 21, 1964	May 1995	Graduated from Georgetown University School of Medicine	(Note 1)	25,078 [25,078] (Note 2)
			July 1995	General Surgery Resident, Mount Sinai School of Medicine		
			July 2000	Laparoscopic Surgery Fellow, Mount Sinai School of Medicine		
			October 2001	Chief, Division of Minimally Invasive Surgery, Saint Vincent's Hospital Assistant Professor of Surgery, New York Medical College		
			June 2006	War Surgeon, Doctors Without Borders		
			January 2007	Vice President, Medical Affairs, BARRX Medical (currently Medtronic plc.)		
			February 2013	Chief Medical Officer & Vice President, Surgical Innovations, Covidien plc. (currently Medtronic plc.)		
			May 2015	Trauma Surgeon, Mount Sinai Elmhurst Faculty Practice Clinical Instructor of Surgery, Mount Sinai School of Medicine (present)		
			May 2018	Chief Medical Officer & Vice President, Minimally Invasive Therapies Group, Medtronic plc.		
			November 2020	Chief Medical Officer & Vice President, Americas Region, Medtronic plc.		
			October 2022	Chief Medical Officer & Vice President, Global Regions, Medtronic plc.		
			October 2023	Joined Olympus Corporation of the Americas Chief Medical Officer, Olympus Corporation		
			October 2024	Executive Officer and Chief Medical Officer (CMO), Olympus Corporation (present)		

Position	Name	Date of birth	Profile		Term of office	Number of shares held (Of which, the number of shares to be delivered under the stock compensation plan) (Shares)
Executive Officer and Gastrointestinal Solutions	Frank Drewalowski	April 21, 1965	February 1993	Joined Olympus Europa GmbH (currently Olympus Europa SE & Co. KG)	(Note 1)	80,944 [63,274] (Note 2)
			April 2000	Department Manager GI/EUS/BF and Service Marketing Division, Olympus Europa GmbH (currently Olympus Europa SE & Co. KG)		
			April 2005	General Manager Medical Endoscopy & Surgical, Olympus Medical Systems Europa GmbH (currently Olympus Europa SE & Co. KG)		
			April 2006	Managing Director Medical, Olympus Germany		
			April 2009	Regional Managing Director Medical, Microscopy and Consumer Business, Olympus Germany		
			April 2011	Managing Director Medical Systems Division, Olympus Europa GmbH (currently Olympus Europa SE & Co. KG)		
			April 2019	Executive Managing Director, Olympus Europa Holding GmbH (currently Olympus Europa SE & Co. KG)		
			April 2020	Corporate Officer, Olympus Corporation Global Division Head Endoscopic Solutions Division, Olympus Corporation		
			April 2023	Executive Officer and Endoscopic Solutions Division Head, Olympus Corporation		
				Supervisory Board (Chairman), Olympus Europa Holding SE (present)		
			April 2025	Executive Officer, Gastrointestinal Solutions, Olympus Corporation (present)		

Position	Name	Date of birth	Profile		Term of office	Number of shares held (Of which, the number of shares to be delivered under the stock compensation plan) (Shares)
Executive Officer and Chief Financial Officer (CFO)	Tatsuya Izumi	September 1, 1964	April 1987	Joined ITOCHU Corporation	(Note 1)	10,847 [10,847] (Note 2)
			May 2006	General Manager, Planning & Control Department, Finance Division, ITOCHU Corporation		
			May 2010	Treasurer & General Manager, Finance Division, ITOCHU International Inc.		
			April 2013	CFO, ASEAN & South West Asia Bloc, ITOCHU Corporation		
			May 2016	CFO, Textile Company, ITOCHU Corporation		
			April 2019	Executive Officer, General Manager, General Accounting Control Division, ITOCHU Corporation		
			May 2021	Director, Managing Executive Officer, Chief Executive of Administration, NIPPON ACCESS, INC.		
			April 2022	Director, Senior Managing Executive Officer, Chief Executive of Administration, NIPPON ACCESS, INC.		
			April 2024	Joined Olympus Corporation Executive Officer and Chief Financial Officer (CFO), Olympus Corporation (present)		
				Supervisory Board, Olympus Europa Holding SE (present) Director, Olympus Corporation of Asia Pacific Limited (present) Director, Olympus (China) Co., Ltd.		
Executive Officer and Chief Strategy Officer (CSO)	Gabriela Castillo Kaynor	November 20, 1975	April 2000	Joined Johnson & Johnson Services, Inc.	(Note 1)	54,030 [48,371] (Note 2)
			May 2004	Business Unit Manager, Johnson & Johnson Services, Inc.		

Position	Name	Date of birth	Profile		Term of office	Number of shares held (Of which, the number of shares to be delivered under the stock compensation plan) (Shares)
			February 2007	Engineering Manager, Johnson & Johnson Services, Inc.		
			July 2008	R&D Director Monitoring & OR Products, SharpSafety, Covidien plc. (currently Cardinal Health, Inc.)		
			February 2012	Director Program Management Office & Advanced Supplier Development, Covidien plc. (currently Cardinal Health, Inc.)		
			February 2015	Director of Operations, Acclarent, Inc.		
			April 2016	Joined Olympus Corporation of the Americas Executive Director Strategy Development & Portfolio Management, Olympus Corporation of the Americas		
			July 2017	Vice President, Upstream Marketing & PMO, Olympus Corporation of the Americas		
			April 2019	Senior Vice President, Global Portfolio Management, Strategy & PMO Therapeutic Solutions Division, Olympus Corporation		
			April 2020	Global Division Head Therapeutic Solutions Division, Olympus Corporation		
			April 2022	Corporate Officer, Olympus Corporation Director, Olympus Corporation of the Americas		
			April 2023	Executive Officer and Therapeutic Solutions Division Head, Olympus Corporation		
			April 2024	Executive Officer and Chief Strategy Officer (CSO), Olympus Corporation (present)		

Position	Name	Date of birth	Profile		Term of office	Number of shares held (Of which, the number of shares to be delivered under the stock compensation plan) (Shares)
				Director, Olympus Corporation of Asia Pacific Limited (present)		
			November 2024	Chairperson, Olympus Corporation of the Americas (present)		

Position	Name	Date of birth	Profile		Term of office	Number of shares held (Of which, the number of shares to be delivered under the stock compensation plan) (Shares)
Executive Officer and Chief Manufacturing and Supply Officer (CMSO)	Tetsuo Kobayashi	June 17, 1960	April 1983	Joined Olympus Corporation	(Note 1)	63,853 [24,262] (Note 2)
			April 2011	Division Manager of Business Structure Reformation Division, Olympus Corporation		
			April 2012	Corporate Officer, Olympus Corporation Division Manager of Group Management Division, Olympus Corporation		
			July 2013	Division Manager of Finance Division, Olympus Corporation		
			May 2016	Executive Vice President, Olympus Corporation of the Americas		
			February 2019	Division Manager of Management Division, Olympus Corporation		
			April 2019	Office of Chief Executive Officer, Olympus Corporation		
			April 2020	Supervisory Board, Olympus Europa Holding SE		
			April 2021	Chief Strategy Officer (CSO), Olympus Corporation		
			April 2022	Executive Officer and Chief Manufacturing and Supply Officer (CMSO), Olympus Corporation (present)		
			April 2024	Director, Olympus (China) Co., Ltd.		

Position	Name	Date of birth	Profile		Term of office	Number of shares held (Of which, the number of shares to be delivered under the stock compensation plan) (Shares)
Executive Officer and Surgical and Interventional Solutions	Seiji Kuramoto	August 4, 1964	April 1988	Joined Olympus Corporation	(Note 1)	20,340 [12,738] (Note 2)
			April 2005	Vice President, Olympus Surgical & Industrial America Inc. (currently Olympus America Inc.)		
			April 2008	Executive Director, Olympus America Inc.		
			April 2009	General Manager of Marketing for Surgical, Olympus Medical Systems Corp.		
			May 2013	General Manager of Product Planning, Sony Olympus Medical Solutions Inc.		
			July 2017	Executive Vice President and Representative Director, Sony Olympus Medical Solutions Inc.		
			April 2020	Senior Vice President, Endoscopic Solution GI Business Leader, Global, Olympus Corporation Senior Vice President, Endoscopic Solution Surgical Business Leader, Global, Olympus Corporation Director, Sony Olympus Medical Solutions Inc.		
			April 2021	Global Division Head Therapeutic Solutions Division, Olympus Corporation		
			April 2022	Corporate Officer, Olympus Corporation		
			April 2024	Executive Officer and Therapeutic Solutions Division Head, Olympus Corporation		
			April 2025	Executive Officer, Surgical and Interventional Solutions, Olympus Corporation (present) Director, Olympus (China) Co., Ltd. (present)		

Position	Name	Date of birth	Profile		Term of office	Number of shares held (Of which, the number of shares to be delivered under the stock compensation plan) (Shares)
Executive Officer and Chief Technology Officer (CTO)	Syed Mukarram Naveed	September 5, 1973	August 1996	Joined Indian Institute of Science	(Note 1)	11,358 [11,358] (Note 2)
			September 2000	Joined Spectra Technologies Inc		
			September 2003	Joined Boston Scientific Corporation		
			January 2009	Program Manager & Principal Engineer, Boston Scientific Corporation		
			June 2011	Senior R&D Program Manager, New Product Development, Boston Scientific Corporation		
			September 2013	Head of Regional R&D, Endoscopy Business Unit, Boston Scientific Corporation		
			January 2016	Head of Strategic Innovation Group (Endoscopy Business Unit), Boston Scientific Corporation		
			October 2018	Senior Director R&D, Urology & Critical Care, Becton, Dickinson and Company		
			December 2019	Worldwide Vice President R&D, Urology & Critical Care, Becton, Dickinson and Company		
			December 2022	Joined Olympus Corporation of the Americas Senior Vice President, Single Use Endoscopy Development Head, Olympus Corporation		
			February 2024	Senior Vice President, Therapeutic Solutions Division Development Head, Olympus Corporation		
			April 2025	Executive Officer and Chief Technology Officer (CTO), Olympus Corporation (present)		

Position	Name	Date of birth	Profile		Term of office	Number of shares held (Of which, the number of shares to be delivered under the stock compensation plan) (Shares)
Executive Officer and Chief Human Resources Officer (CHRO)	Shigeto Ohtsuki	November 12, 1961	April 1984	Joined Hitachi, Ltd.	(Note 1)	27,307 [17,743] (Note 2)
			June 1999	Manager, Human Resources, General Electric Japan, Ltd.		
			June 2008	Director & Corporate Officer, Human Resources, Hewlett Packard Japan, Ltd.		
			March 2011	Corporate Officer, General Manager of Personnel Department, Shiseido Company, Limited		
			June 2015	Executive Officer, Human Resources and CSR, Miraca Holdings Inc. (currently H.U. Group Holdings, Inc.)		
			November 2019	Joined Olympus Corporation		
			February 2020	Human Resources Head, Olympus Corporation		
			April 2020	Corporate Officer, Olympus Corporation		
			April 2022	Supervisory Board, Olympus Europa Holding SE (present)		
			April 2023	Executive Officer and Chief Human Resources Officer (CHRO), Olympus Corporation (present)		

Position	Name	Date of birth	Profile		Term of office	Number of shares held (Of which, the number of shares to be delivered under the stock compensation plan) (Shares)
Executive Officer and Chief Quality Officer (CQO)	Boris Shkolnik	July 12, 1970	March 1993	Joined Cordis	(Note 1)	61,945 [60,292] (Note 2)
			February 2003	Manager, Plant Quality Assurance, Cordis		
			March 2005	Senior Director, Quality Management, Becton, Dickinson and Company		
			August 2011	Worldwide Vice President, Quality Management, Becton, Dickinson and Company		
			August 2019	Senior Vice President, Quality Management, Medical Segment, Becton, Dickinson and Company		
			February 2022	Joined Olympus Corporation of the Americas		
				Senior Vice President, Product Quality, Olympus Corporation		
			April 2023	Global Functional Head of Quality, Olympus Corporation		
			April 2024	Executive Officer and Chief Quality Officer (CQO), Olympus Corporation (present)		

Position	Name	Date of birth	Profile		Term of office	Number of shares held (Of which, the number of shares to be delivered under the stock compensation plan) (Shares)
Executive Officer and Global General Counsel	Neil Boyden Tanner	May 22, 1971	August 1997	Joined Pepper Hamilton and Scheetz (currently Troutman Pepper Hamilton Sanders LLP)	(Note 1)	68,184 [68,184] (Note 2)
			November 1997	Registered as attorney of the Commonwealth of Pennsylvania		
			December 1997	Registered as attorney of the State of New Jersey		
			March 1999	Registered as attorney of the District of Columbia		
			July 2001	Board of Directors (present) and Past President, British American Business Council of Greater Philadelphia		
			June 2005	Associate General Counsel, International, Aramark		
			December 2009	General Counsel, Cigna International Expatriate Benefits (currently Cigna Global Health Benefits), Cigna Corporation (currently The Cigna Group)		
			December 2010	Acting Chief Compliance Officer International, Cigna Corporation (currently The Cigna Group)		
			June 2012	Board of Trustees, Vice Chair, American University of Rome (present)		
			January 2013	Eisenhower Fellow		
			May 2014	Vice President, Chief Counsel for U.S. Business Law and Corporate Secretary, Cigna Corporation (currently The Cigna Group)		
			November 2018	Senior Vice President, Chief Counsel for U.S. Business Law and Corporate Secretary, Cigna Corporation (currently The Cigna Group)		

Position	Name	Date of birth	Profile		Term of office	Number of shares held (Of which, the number of shares to be delivered under the stock compensation plan) (Shares)
			December 2018	General Counsel, International Markets, Cigna Corporation (currently The Cigna Group)		
			January 2022	Senior Vice President and General Counsel for Strategy, Finance and International Markets, Cigna Corporation (currently The Cigna Group)		
			January 2024	Joined Olympus Corporation of the Americas		
			April 2024	Global General Counsel, Olympus Corporation		
			October 2024	Executive Officer, Global General Counsel, Olympus Corporation (present)		
Total						703,830 [424,069] (Note 2)

Notes: 1. The term of office shall be until March 31, 2026.

2. "Number of shares held" indicates the number of shares held as of March 31, 2025. It also includes the number of shares each executive officer holds through the Officers' Shareholding Association of Olympus Corporation, his/her own equity interest held through a company managing stock compensation of Olympus Corporation as well as the number of shares to be delivered under the stock compensation plan.

3. Olympus Corporation has adopted a corporate officer system. The 13 corporate officers are as follows:

Corporate Officer	Keith Boettiger
Corporate Officer	Masahito Goto
Corporate Officer	Kota Ishibiki
Corporate Officer	Hironobu Kawano
Corporate Officer	Hidenobu Kimura
Corporate Officer	Stephen Kneebone
Corporate Officer	Pedro Lazaro
Corporate Officer	Gabriel McHugh
Corporate Officer	Tetsuaki Mori
Corporate Officer	Takeshi Ogura
Corporate Officer	Tomohisa Sakurai
Corporate Officer	Hidenao Tsuchiya
Corporate Officer	Wenlei Yang

(ii) Outside Directors

Olympus Corporation has strengthened its corporate governance system by having the majority of its directors be independent outside directors, to reflect their objective viewpoints and wealth of

experience and knowledge in its management. In addition, Olympus Corporation is a company with a Nominating Committee, etc. and the Nominating Committee, the majority of which are independent outside directors, determines the candidates for the Board of Directors.

1. The reasons for the appointment of the eight outside directors as of the filing date of this Annual Securities Report (June 19, 2025) are as follows:

   There are no special interests between the outside directors and Olympus Corporation. Olympus Corporation has designated all eight outside directors as independent directors.

Name	Reasons for appointment
Sumitaka Fujita	Mr. Sumitaka Fujita has extensive experience and diverse knowledge as a business manager at ITOCHU Corporation. He also possesses a high level of insight, expertise, and capabilities that are expected of an outside director of Olympus Corporation through his experience as an outside director and outside auditor at several other companies and his experience as the Chairperson of the Japan Association for Chief Finance Officers. Since he assumed the post of director of Olympus Corporation in April 2012, he has been giving guidance/advice regarding the business management of Olympus Corporation at meetings of the Board of Directors. In addition, he contributed to the development of a transparent director compensation system as Chairperson of the Compensation Committee, which was established voluntarily. Since June 2018, he has been leading the Board of Directors as Chairperson of the Board. After the transition to a company with a Nominating Committee, etc. in June 2019, he has been monitoring business execution of Olympus Corporation at the Board of Directors, and as Chairperson of the Nominating Committee, he has been facilitating decisions regarding the contents of the agenda for election of directors. Olympus Corporation expects that outside directors will monitor management from the perspective of achieving sustainable growth and enhancing corporate value over the medium to long term of the Olympus Group as entrusted by shareholders, and will provide advice based on their own knowledge. From the above, Olympus Corporation has determined that he is an indispensable person for the composition of the Board of Directors.
David Robert Hale	Mr. David Robert Hale is a business manager of ValueAct Capital Management L.P. (hereinafter called "VAC"), one of Olympus Corporation's shareholders. He has a track record of helping global companies transform themselves with his knowledge of the global capital markets and the healthcare industry as a business management consultant and investor with experience in diverse industries, and he possesses a high level of insight, expertise, and capabilities that are expected of an outside director of Olympus Corporation. Since he assumed the post of director of Olympus Corporation in June 2019, he has been giving guidance/advice regarding the business management of Olympus Corporation at meetings of the Board of Directors. In addition, as a member of the Nominating Committee until June 2023, he facilitated decisions regarding the contents of the agenda for election of directors. Olympus Corporation expects that outside directors will monitor management from the perspective of achieving sustainable growth and enhancing corporate value over the medium to long term of the Olympus Group as entrusted by shareholders, and will provide advice based on their own knowledge. From the above, Olympus Corporation has determined that he is an indispensable person for the composition of the Board of Directors. Since he is Co-Chief Executive Officer of VAC, one of Olympus Corporation's shareholders, it is expected that he can contribute to enhancing corporate value by reflecting shareholder opinions in management.

Name	Reasons for appointment
Jimmy C. Beasley	Through his 30 years of global business experience and extensive management experience in the C. R. Bard Group, one of the world's leading companies in the healthcare industry, Mr. Jimmy C. Beasley possesses a high level of insight, expertise, and capabilities that are expected of an outside director of Olympus Corporation. Since he assumed the post of director of Olympus Corporation in June 2019, he has been giving guidance/advice regarding the business management of Olympus Corporation at meetings of the Board of Directors. In addition, he has been participating in decisions on executive compensation as a member of the Compensation Committee. Olympus Corporation expects that outside directors will monitor management from the perspective of achieving sustainable growth and enhancing corporate value over the medium to long term of the Olympus Group as entrusted by shareholders, and will provide advice based on their own knowledge. From the above, Olympus Corporation has determined that he is an indispensable person for the composition of the Board of Directors. Olympus Corporation has determined that he will contribute to achieving sustainable growth and enhancing corporate value over the medium to long term of the Olympus Group, as well as fulfilling Olympus Corporation's aim to enhancing the diversity of the Board of Directors including the internationality as a global MedTech company.
Sachiko Ichikawa	Ms. Sachiko Ichikawa has extensive experience, broad knowledge and a global perspective as an attorney (in Japan and the State of New York, U.S.A.) and a certified public accountant in the U.S. She also possesses a high level of insight, expertise, and capabilities that are expected of an outside director of Olympus Corporation through her experience as an outside director and outside auditor at several other companies and her experience as Statutory Auditor of The Board Director Training Institute of Japan. Since she assumed the post of director of Olympus Corporation in June 2021, she has been giving guidance/advice regarding the business management of Olympus Corporation at meetings of the Board of Directors. In addition, she has been promoting the audit of the execution of duties by the directors and executive officers of Olympus Corporation as a member of the Audit Committee. Olympus Corporation expects that outside directors will monitor management from the perspective of achieving sustainable growth and enhancing corporate value over the medium to long term of the Olympus Group as entrusted by shareholders, and will provide advice based on their own knowledge. From the above, Olympus Corporation has determined that she is an indispensable person for the composition of the Board of Directors.
Kohei Kan	Mr. Kohei Kan has extensive experience and diverse knowledge as Chief Executive Officer of Deloitte Touche Tohmatsu LLC, in addition to his extensive experience and diverse knowledge as a certified public accountant. He also possesses a high level of insight, expertise, and capabilities that are expected of an outside director of Olympus Corporation given that he has experience working abroad and experience as person in charge of auditing and assurance businesses overseas at the aforementioned company with a global perspective. In addition, he currently serves as a board member of the International Federation of Accountants. Since he assumed the post of director of Olympus Corporation in June 2022, he has been giving guidance/advice regarding the business management of Olympus Corporation at meetings of the Board of Directors. In addition, he has been promoting the audit of the execution of duties by the directors and executive officers of Olympus Corporation as a member of the Audit Committee. Olympus Corporation expects that outside directors will monitor management from the perspective of achieving sustainable growth and enhancing corporate value over the medium to long term of the Olympus Group as entrusted by shareholders, and will provide advice based on their own knowledge. From the above, Olympus Corporation has determined that he is an indispensable person for the composition of the Board of Directors.

Name	Reasons for appointment
Gary John Pruden	Mr. Gary John Pruden has over 30 years of global business experience and extensive experience and knowledge as a business manager at Johnson & Johnson Group, one of the world's leading companies in the healthcare industry. He also has experience as an outside director of several U.S. companies. Since he assumed the post of director of Olympus Corporation in June 2022, he has been giving guidance/advice regarding the business management of Olympus Corporation at meetings of the Board of Directors. In addition, as a member of the Compensation Committee until June 2023, he participated in decisions on executive compensation. As a member of the Nominating Committee since June 2023, he has facilitating decisions regarding the contents of the agenda for election of directors. Olympus Corporation expects that outside directors will monitor management from the perspective of achieving sustainable growth and enhancing corporate value over the medium to long term of the Olympus Group as entrusted by shareholders, and will provide advice based on their own knowledge. From the above, Olympus Corporation has determined that he is an indispensable person for the composition of the Board of Directors. Moreover, Olympus Corporation has determined that he will contribute to achieving sustainable growth and enhancing corporate value over the medium to long term of the Olympus Group, as well as fulfilling Olympus Corporation's aim of enhancing the diversity of the Board of Directors including the internationality as a global MedTech company.
Luann Marie Pendy	Dr. Luann Marie Pendy has extensive experience and diverse knowledge through her work with Medtronic plc., one of the world's leading companies in the healthcare industry, as well as with several other companies. In particular, she also possesses a high level of insight, expertise, and capabilities that are expected of an outside director of Olympus Corporation through her experience in the areas of Quality Assurance and Regulatory Affairs (QA&RA), as well as her experience on quality-related committees. Since she assumed the post of director of Olympus Corporation in June 2023, she has been giving guidance/advice regarding the business management of Olympus Corporation at meetings of the Board of Directors. In addition, she has been participating in decisions on executive compensation as a member of the Compensation Committee. Olympus Corporation expects that outside directors will monitor management from the perspective of achieving sustainable growth and enhancing corporate value over the medium to long term of the Olympus Group as entrusted by shareholders, and will provide advice based on their own knowledge. From the above, Olympus Corporation has determined that she is an indispensable person for the composition of the Board of Directors. Moreover, Olympus Corporation has determined that she will contribute to achieving sustainable growth and enhancing corporate value over the medium to long term of the Olympus Group, as well as fulfilling Olympus Corporation's aim of enhancing the diversity of the Board of Directors including the internationality as a global MedTech company.
Masato Iwasaki	Dr. Masato Iwasaki has extensive and diverse knowledge as a business manager in the healthcare industry, having previously served as an executive at Takeda Pharmaceutical Company Limited. He also possesses a high level of insight, expertise, and capabilities that are expected of an outside director of Olympus Corporation through his experience as an outside director at another company, together with his experience in leading various acquisitions and establishment of overseas companies and restructuring, to promote globalization at Takeda Pharmaceutical Company Limited. Additionally, he currently serves as a Chairperson of Economic, Fiscal, Financial, and Social Security Committee at KEIZAI DOYUKAI (Japan Association of Corporate Executives). Olympus Corporation expects that outside directors will monitor management from the perspective of achieving sustainable growth and enhancing corporate value over the medium to long term of the Olympus Group as entrusted by shareholders, and will provide advice based on their own knowledge. From the above, Olympus Corporation has determined that he is an indispensable person for the composition of the Board of Directors.

2. Olympus Corporation has proposed the "Election of Eleven Directors" as an agenda item (matter to be resolved) at the General Meeting of Shareholders to be held on June 26, 2025, and the reasons for the election of the eight persons nominated as candidates for outside directors in the agenda are as follows:

   There are no special interests between the candidates for outside directors and Olympus Corporation. If the candidates for outside directors are elected, Olympus Corporation plans to designate all eight outside directors as independent directors.

Name	Reasons for appointment
Masato Iwasaki	Dr. Masato Iwasaki provides advice and monitors the management of the Olympus Group from a position independent and objective and based on his extensive experience as a business manager at a global company in the healthcare industry and his global and extensive knowledge cultivated through his experience as an outside director at another company. In addition, he has participated in decisions on the contents of proposals regarding the election of directors and in deliberations on matters related to the appointment of executive officers from a broad perspective as a member of the Nominating Committee. Olympus Corporation has determined that he possesses a high level of insight, expertise and capabilities, and that he will contribute to strengthening of the monitoring and decision-making functions of the Board of Directors effectively from the perspective of sustainable growth and enhancing of corporate value of the Olympus Group over medium to long term.
David Robert Hale	Mr. David Robert Hale provides advice and monitors the management of the Olympus Group from a position independent and objective and based on his diverse knowledge in global management cultivated through his extensive experience as a business manager at an investment company. In addition, he has participated in decisions on the compensation of directors and executive officers from a broad perspective as a member of the Compensation Committee. Olympus Corporation has determined that he possesses a high level of insight, expertise and capabilities, and that he will contribute to strengthening of the monitoring and decision-making functions of the Board of Directors effectively from the perspective of sustainable growth and enhancing of the corporate value of the Olympus Group over the medium to long term.
Jimmy C. Beasley	Mr. Jimmy C. Beasley provides advice and monitors the management of the Olympus Group from a position independent and objective and based on his expert knowledge of the global healthcare business cultivated through his extensive management experience in the world's leading companies in the healthcare industry. In addition, he has facilitated discussions regarding the contents of compensation for directors and executive officers from a broad perspective as the Chairperson of the Compensation Committee. Furthermore, he has advised and monitored the development of the Olympus Group's QA & RA system as a member of the Quality Assurance and Regulatory Affairs (QA&RA) Committee. Olympus Corporation has determined that he possesses a high level of insight, expertise and capabilities, and that he will contribute to strengthening of the monitoring and decision-making functions of the Board of Directors effectively from the perspective of sustainable growth and enhancing of corporate value of the Olympus Group over the medium to long term.

Name	Reasons for appointment
Sachiko Ichikawa	Ms. Sachiko Ichikawa provides advice and monitors the management of the Olympus Group from a position independent and objective and based on her global and highly specialized expertise cultivated through her extensive experience as an attorney (in Japan and New York, U.S.A.) and a certified public accountant in the U.S., as well as her experience as an outside director and an outside auditor at several other companies. In addition, she has promoted the audit of the execution of duties by directors and executive officers from a broad perspective as a member of the Audit Committee. Olympus Corporation has determined that she possesses a high level of insight, expertise and capabilities, and that she will contribute to strengthening of the monitoring and decision-making functions of the Board of Directors effectively from the perspective of sustainable growth and enhancing of corporate value of the Olympus Group over the medium to long term.
Kohei Kan	Mr. Kohei Kan provides advice and monitors the management of the Olympus Group from a position independent and objective and based on his global and highly specialized expertise cultivated through his extensive experience as a certified public accountant, experience working abroad, experience as person in charge of auditing and assurance business overseas and as a Chief Executive Officer at an auditing firm. In addition, he has facilitated the audit of the execution of duties by directors and executive officers from a broad perspective as the Chairperson of the Audit Committee. Olympus Corporation has determined that he possesses a high level of insight, expertise and capabilities, and that he will contribute to strengthening of the monitoring and decision-making functions of the Board of Directors effectively from the perspective of sustainable growth and enhancing of the corporate value of the Olympus Group over the medium to long term.
Gary John Pruden	Mr. Gary John Pruden provides advice and monitors the management of the Olympus Group from a position independent and objective and based on his diverse knowledge in global management cultivated through his extensive experience as a business manager in the world's leading companies in the healthcare industry and his experience as an outside director at several other companies. In addition, he has participated in decisions on the contents of proposals regarding the election of directors and in deliberations on matters related to the appointment of executive officers from a broad perspective as a member of the Nominating Committee. Furthermore, he has advised and monitored the development of the Olympus Group's QA & RA system and facilitated deliberations as the Chairperson of the Quality Assurance and Regulatory Affairs (QA&RA) Committee. Olympus Corporation has determined that he possesses a high level of insight, expertise and capabilities, and that he will contribute to strengthening of the monitoring and decision-making functions of the Board of Directors effectively from the perspective of sustainable growth and enhancing of corporate value of the Olympus Group over the medium to long term.
Luann Marie Pendy	Dr. Luann Marie Pendy provides advice and monitors the management of the Olympus Group from a position independent and objective and based on her global and highly specialized expertise cultivated through her extensive experience in the areas of Quality Assurance and Regulatory Affairs (QA&RA) at the world's leading companies in the healthcare industry and at several other companies, as well as her experience on quality-related committees. In addition, she has participated in decisions on the compensation of directors and executive officers from a broad perspective as a member of the Compensation Committee. Furthermore, she has advised and monitored the development of the Olympus Group's QA & RA system as a member of the Quality Assurance and Regulatory Affairs (QA&RA) Committee. Olympus Corporation has determined that she possesses a high level of insight, expertise and capabilities, and that she will contribute to strengthening of the monitoring and decision-making functions of the Board of Directors effectively from the perspective of sustainable growth and enhancing of the corporate value of the Olympus Group over the medium to long term.

Name	Reasons for appointment
Hiroshi Ishino	Mr. Hiroshi Ishino has global and extensive knowledge cultivated through his experience in overseas business at a major trading company and as a business manager at a major manufacturer, where he promoted globalization and worked on reforming the mindset of employees, as well as through his experience as an outside director at another company. Olympus Corporation has determined that he possesses a high level of insight, expertise and capabilities, and that he will contribute to strengthening of the monitoring and decision-making functions of the Board of Directors effectively from the perspective of sustainable growth and enhancing of the corporate value of the Olympus Group over the medium to long term.

To enable directors to fully fulfill the roles expected of them, Olympus Corporation has entered into liability limitation agreements with directors (excluding executive directors, etc.), and indemnification agreements with all directors. Olympus Corporation has also entered into a directors and officers liability insurance agreement with an insurance company. Details are described in "(iii) Other Matters Related to Corporate Governance" in "(1) Overview of corporate governance."

[Policy on Independence of Outside Officers]

Olympus Corporation has established its "Criteria for Independence of Outside Officers" as described below in order to clarify its policy on the independence of Outside Officers:

(Criteria for Independence of Outside Officers)

1. In any of the past 10 fiscal years, the Outside Officer has not directly received more than 10 million yen in remuneration (excluding remuneration from Olympus to Officers) or other assets from Olympus and Olympus's affiliates (hereinafter, collectively the "Group"). If the Outside Officer is a consultant, accounting expert or legal expert, the organization to which he or she belongs has not received more than 10 million yen in remuneration or similar from the Olympus Group.
2. During the past ten-year period, the Outside Officer has not been an Executive Director, executive officer, Corporate Officer or employee of the rank of General Manager or above at a company that falls under the following categories.
   1) In any of the past 10 fiscal years, the monetary amount of the relevant company's transactions with the Olympus Group has been more than 2% of the consolidated revenue of either Olympus or the Olympus Group
   2) The relevant company is a principal shareholder of Olympus (holding more than 5% of the total number of voting rights of Olympus directly or indirectly; the same shall apply hereinafter).
   3) The Olympus Group is a principal shareholder of the relevant company
   4) The relevant company has substantive interests in the Olympus Group (as a main bank, consultant, etc.)
   5) The Olympus Group and the relevant company have a relationship in which they mutually dispatch and appoint directors
3. The Outside Officer is not financially dependent on a person who falls under the categories of 1. or 2. above.
4. The Outside Officer is not a spouse of, or a relative within the third degree of kinship of, a Director, Executive Director, Corporate Officer or employee of the rank of General Manager or above at the Olympus Group.
5. The Outside Officer does not belong to an auditing firm that conducts statutory audits of the Olympus Group.
6. In addition to each of the above items, the Outside Officer does not have any significant interest that casts doubt on his or her independence.

(iii) Cooperation between Supervision or Auditing by outside directors and Internal Auditing, Audit Committee Auditing, and Accounting Auditing, and the Relationship with the Internal Control Division

Olympus Corporation is a company with a Nominating Committee, etc. Olympus Corporation's outside directors, as members of the Board of Directors, decide important matters such as Basic Management Policy, as well as receiving reports on the status of activities from each committee and execution function, etc. Outside directors monitor the duties of directors and executive officers to ensure the sustainable growth and the medium- to long-term enhancement of corporate value of the Olympus group. The Audit Committee, which consists of members selected by the Board of Directors, works closely with the internal audit, the accounting auditor, and internal control functions, and regularly reports the status of its auditing activities to the Board of Directors. Details are provided under "(3) Audits."

(3) Audits

(i) Audit Committee Audits

a. Organization, members and procedures of the Audit Committee

[As of the filing date of this Annual Securities Report]

The Audit Committee consists of three members. The majority of members (two) are independent outside directors who are part-time Audit Committee members. The part-time Audit Committee members are Mr. Kohei Kan and Ms. Sachiko Ichikawa. The other member, Mr. Toshihiko Okubo, is a standing Audit Committee member. The Audit Committee is chaired by Mr. Kohei Kan, an independent outside director. Audit Committee member, Ms. Sachiko Ichikawa is a qualified attorney (in Japan and the State of New York, U.S.A.). In addition, Ms. Sachiko Ichikawa, as a U.S. certified public accountant, and Mr. Kohei Kan, as a Japanese certified public accountant, have considerable knowledge of finance and accounting. Mr. Kohei Kan has experience in finance and accounting as a chief executive officer of an audit firm and a current Board Member of the International Federation of Accountants.

[After the resolution of the Board of Directors meeting to be held immediately after the General Meeting of Shareholders scheduled for June 26, 2025]

There are no changes as of the filing date of this Annual Securities Report.

(Role of Standing Audit Committee members)

Standing Audit Committee members collect necessary information at Olympus Corporation and all global group companies. The information collected is shared with the Audit Committee and opinions are exchanged to form an audit opinion as the Audit Committee. In addition, while aiming for organizational audits, when the Audit Committee communicates closely with the parties from whom they collect information, Standing Audit Committee members focus on promoting understanding by sharing the Audit Committee's key focal points in advance so that discussions with the Audit Committee members can be conducted efficiently and smoothly. Furthermore, Standing Audit Committee members work in coordination with the accounting auditor in giving instructions to and receiving reports from the Chief Internal Audit Officer (CIAO), as well as hearing reports from other functions. In addition to attending the Board of Directors meetings, Standing Audit Committee members attend important meetings including meetings of the Group Executive Committee, exchange opinions with the Chief Executive Officer (CEO) and other executive officers to improve governance as a corporate group.

(Role of part-time Audit Committee members)

Part-time Audit Committee members who are independent outside directors exchange opinions from a neutral and independent standpoint in light of the information shared by the Audit Committee and others, based on their professional expertise, to form an audit opinion as the Audit Committee. In addition, part-time Audit Committee members work in coordination with the accounting auditor in giving instructions to and receiving reports from the CIAO, hearing reports from the other functional divisions, attending the Board of Directors meetings and other important meetings, and exchanging opinions with the executive officers.

(Staff to assist the Audit Committee)

Four dedicated employees have been appointed after confirming their independence from the execution function, to assist the Audit Committee by drafting various documents, conducting research on governance matters under instructions from the Audit Committee, and by attending and providing supplemental opinions at hearings of reports from employees.

(Use of external experts)

The Audit Committee entered into an agreement with a legal advisor, who is independent from the execution function, in order to receive advice that will contribute to improving the quality of the Audit Committee's activities and legal support in the event of contingencies.

b. Status of the Audit Committee's activities

(Frequency of the Audit Committee meetings and attendance of each Audit Committee member)

The Audit Committee holds meetings either on the same day as the Board of Directors meetings and preliminary briefings held to preliminarily explain for proposals for the Board of Directors meetings or on an ad hoc basis. The Audit Committee held 22 meetings for the current fiscal year. The average time required for the Audit Committee meetings is three hours and 21 minutes per meeting, and the number of proposals per year is 97. The main agenda items were as follows:

Reports: The performance of duties by the executive officers, description of the business report, summary of financial results and financial reports by the Chief Financial Officer (CFO), the accounting auditor's accounting audit plan, financial results review, interim review and accounting audit results report on audits under the Companies Act and audits under the Financial Instruments and Exchange Act, internal audit plan and J-SOX evaluation and internal audit results report by the internal audit function, the status of activities by the Chief Compliance Officer (CCO), the status of development and operation of Basic Policy on the Internal Control System, etc.

Resolutions: The Audit Committee's audit plan and budget, appropriateness of the accounting auditor's audit methods and audit results, the accounting auditor's evaluation, reappointment of the accounting auditor, the Audit Committee's audit report, selection of Selected Audit Committee members and Specified Audit Committee members, consent to remuneration to the accounting auditor's audit, revisions of the Audit Committee's operating regulations and the Audit Committee's auditing standards, etc.

The attendance of each Audit Committee member is as follows:

Position	Name	Attendance at meetings	Percentage
Audit Committee Chairperson (Independent Outside Director) (Note1)	Yasumasa Masuda	6 of 6	100%
Audit Committee Chairperson (Independent Outside Director) (Note2)	Kohei Kan	22 of 22	100%
Audit Committee Member (Independent Outside Director)	Sachiko Ichikawa	22 of 22	100%
Standing Audit Committee Member (Director)	Toshihiko Okubo	22 of 22	100%

Notes: 1. Retired from the post of Audit Committee member on June 26, 2024.
2. Assumed the post of Audit Committee Chairperson on June 26, 2024.

(Specific considerations involving the Audit Committee)

The Audit Committee aims to conduct effective and efficient audits on a global level by directly verifying the suitability and validity of the execution of duties by directors and executive officers through attendance at important meetings and exchanges of opinion with the CEO and other executive officers, and by cooperating with internal control functions including the Global General Counsel (GGC), CFO, CIAO, and CCO in accordance with the organizational audit framework. The Audit Committee also determines the appropriateness of audits by the accounting auditor based on reports from the accounting auditor and through collaboration with the CFO. Furthermore, in the current fiscal year, the Audit Committee verified the planning and progress of sustainability initiatives, the status of M&A governance initiatives, and the process for preparing statutory disclosure documents such as business reports and securities reports.

(Promote effectiveness and organizational audits of the internal audit function)

In order to improve the effectiveness of the internal audit function, Olympus Corporation adopts a dual reporting line for the internal audit function to directly report to the CEO and Audit Committee. From the stage of the internal audit plan through the stage of auditing results, the Audit Committee regularly receives reports from the internal audit function, confirms that these reports align with its key points to emphasize, provides direction as needed, thereby confirming the effectiveness of the various risk assessment, control, and monitoring processes performed under the direction of the executive officers.

(Key focal points for audits specific to the current fiscal year and hearings of reports from executive officers, etc.)

In addition to attending important meetings, Audit Committee members directly hear reports from executive officers, etc. upon request by the Audit Committee. The selection of applicable executive officers, etc. and themes is determined based on the key focal points of audits outlined in the audit plan and is adjusted according to the circumstances during the fiscal year. In the current fiscal year, hearings were conducted mainly based on the following key focal points.

(1) Whether efforts are being made to foster an open corporate culture that leads to an optimal global mindset and smooth communication.

(2) Whether initiatives to develop essential enablers for resolving current issues and promoting future growth, particularly M&A processes, global IT infrastructure, and governance, etc., and risk management measures are being properly implemented.

(3) Whether the risk and crisis management system has been properly established.

(4) Whether the transformation project and other initiatives in quality assurance and regulatory compliance are being implemented appropriately.

(Appropriateness of audits by the accounting auditor)

The Audit Committee confirms the status of the development and operation of the quality control system at the accounting auditor, Ernst & Young ShinNihon LLC, as well as the status of quality control and audit implementation in the accounting audit of the accounting auditor's Olympus Corporation audit team. In addition, we confirmed the independence of the accounting auditor through the operation of obtaining prior consent regarding the engagement of non-assurance services including at affiliated companies. Furthermore, the Audit Committee focused on the global accounting audit system, audit quality, and the audit team's global reach relative to the Ernst & Young (EY) Group, and determined the appropriateness of the accounting audit.

(Handling of competitive and conflict-of-interest transactions by directors and scandals)

The Audit Committee will respond appropriately to any issues that arise regarding competitive or conflict-of-interest transactions by directors and scandals. Regarding the resignation of the former CEO effective October 28, 2024, the Audit Committee confirmed that the necessary procedures have been properly carried out, including the planning and implementation of the internal investigation.

(ii) Internal Audits

The internal audit function is overseen by the CIAO, who reports directly to the CEO, and manages the internal audit system globally for the entire Olympus Group and oversees internal audit operations. The scope of internal audits covers Olympus Corporation and Olympus Group companies. Internal audits are conducted according to an annual audit plan formulated on a risk basis, and include suggesting improvements to the auditee and following up on the status of such improvements. We also assess the development and operation of internal controls over financial reporting based on the Financial Instruments and Exchange Act.

In addition to having a dual reporting line that reports the status and results of internal audits and the results of the evaluation of the development and operation of internal controls regularly or as

appropriate to the CEO and Audit Committee, Olympus Corporation works closely with the accounting auditor by exchanging information on audit plans and audit results. To ensure the independence of internal audits, the internal audit department shall conduct internal audits independently from the organization being audited and in addition to not engaging in any business activities conducted by the organization being audited, the CEO shall obtain confirmation from the Audit Committee when appointing the CIAO. Furthermore, to ensure expertise in internal audits, Olympus Corporation has adopted a job rotation and on-the-job training system, and has developed a system to support the acquisition of internal audit-related qualifications and ongoing professional skill development. Currently (as of March 31, 2025), the internal audit function has 70 employees throughout the Olympus Group, including 16 certified public accountants (including accountants certified outside Japan), 19 Certified Internal Auditors, 11 Certified Information Systems Auditors, and five Certified Fraud Examiners (including duplicate qualification holders).

(iii) Accounting Audits

a. Name of auditing firm

Ernst & Young ShinNihon LLC

b. Continuous audit period

16 years

c. Engagement certified public accountants

Makoto Usui

Masanori Enomoto

Mitsuharu Konno

d. Other personnel engaged in assisting the audit

14 certified public accountants, 12 personnel who have passed the certified public accountant exam and 42 other personnel engage in assisting the accounting audit of Olympus Corporation.

e. Policy and reasons for selecting audit firm

The Audit Committee selects the accounting auditor in accordance with the accounting auditor selection criteria of Olympus Corporation after confirming whether any of the items of Article 340, Paragraph 1 of the Companies Act, which provides for the dismissal of the accounting auditor by the Audit Committee, applies to the accounting auditor, and whether there are any circumstances that affect the eligibility or credibility of the accounting auditor.

If the accounting auditor is recognized as falling under any of the items of Article 340, Paragraph 1 of the Companies Act, the Audit Committee will dismiss the accounting auditor with the unanimous consent of the Audit Committee members, if necessary. Furthermore, in addition to the above cases, the Audit Committee shall decide the details of the proposal to dismiss or not reappoint the accounting auditor to be submitted to the General Meeting of Shareholders if it is deemed that the audit at Olympus Corporation is not being conducted properly due to events occurring that affect the eligibility or credibility of the accounting auditor, if Olympus Corporation seeks to further improve audit quality, or if Olympus Corporation otherwise judges it necessary.

f. Evaluation of the audit firm by the Audit Committee

The Audit Committee establishes the Olympus Corporation's accounting auditor evaluation criteria based on the Practical Guidelines for Auditors Concerning the Evaluation of accounting auditors and the Establishment of Selection Criteria (Revised Edition), formulated by the Japan Audit & Supervisory Board Members Association, and confirms the quality control system, number of years of continuous engagement, appropriateness of audit quality and independence of Ernst & Young ShinNihon LLC's Olympus Corporation audit team, and the audit system at the entire EY Global, the group to which Ernst & Young ShinNihon LLC belongs. The content of the proposal for dismissal or non-reappointment of the accounting auditor to be submitted to

the General Meeting of Shareholders is determined based on the results of this evaluation. The Audit Committee deemed that reappointment was appropriate and did not submit such a proposal for the fiscal year ending March 31, 2026. The specific evaluation process is as follows:

Process	Timing	Main Implementation Details
Review and determination of evaluation items for the current fiscal year	November 2024	In addition to the items to be evaluated on an ongoing basis, priority evaluation items for the current fiscal year were determined, the evaluation timing and method of evaluation were also decided upon. The main items evaluated are as follows: ・ Whether the quality of audits has improved. Whether the head of the audit team is actively involved. ・ Whether the audit team has an appropriate global reach with regards to the EY Group. ・ Whether the effectiveness and efficiency of audits has improved through the use of IT tools at audit sites. ・ Whether the audit team is appropriately exchanging necessary information with the Audit Committee and management, etc. to analyze the causes of fraud risk.
Confirm quality control status as an audit firm	November 2024 to May 2025	Confirmed quality evaluations as a corporation by communicating with the heads of the audit firm (November), hearing explanations of the Audit Quality Report (December), and hearing the results of the quality control review by the Japanese Institute of Certified Public Accountants, etc. (May).
Confirm quality control status as an audit team	August 2024 to May 2025	Confirmed the results of the accounting audit plan and financial results review, interim review, audits under the Companies Act and audits under the Financial Instruments and Exchange Act from the audit team, and also confirmed the accounting auditor's assessment of the accounting function and internal audit function, etc.
Interim evaluation of the accounting auditor	December 2024	Evaluated each item. Also selected items to be implemented before the final evaluation.
Final evaluation of the accounting auditor and review of the appropriateness of the accounting auditor for reappointment	May 2025	Conducted a final evaluation of the accounting auditor and reviewed the appropriateness of reappointing the accounting auditor.

(iv) Audit Remuneration, etc.

a. Remuneration paid to the certified public accountants, etc.

Category	Previous fiscal year		Current fiscal year	
	Remuneration for auditing services (Millions of yen)	Remuneration for non-auditing services (Millions of yen)	Remuneration for auditing services (Millions of yen)	Remuneration for non-auditing services (Millions of yen)
Reporting company	229	2	231	2
Consolidated subsidiaries	41	–	42	–
Total	270	2	273	2

(Previous fiscal year)

Olympus Corporation commissions and pays certified public accountants, etc. to provide various advisory and other services, as non-auditing services.

(Current fiscal year)

Olympus Corporation commissions and pays certified public accountants, etc. to provide various advisory and other services, as non-auditing services.

b. Remuneration paid to member firms belonging to the same network (EY) to which the certified public accountant, etc. belong (excluding a.)

Category	Previous fiscal year		Current fiscal year	
	Remuneration for auditing services (Millions of yen)	Remuneration for non-auditing services (Millions of yen)	Remuneration for auditing services (Millions of yen)	Remuneration for non-auditing services (Millions of yen)
Reporting company	–	179	–	196
Consolidated subsidiaries	1,017	28	1,150	28
Total	1,017	207	1,150	224

(Previous fiscal year)

Non-auditing services for Olympus Corporation and its consolidated subsidiaries include advisory and other services.

(Current fiscal year)

Non-auditing services for Olympus Corporation and its consolidated subsidiaries include advisory and other services.

c. Other important details of remuneration for auditing service

(Previous fiscal year)

Not applicable.

(Current fiscal year)

Not applicable.

d. Policy for determining audit remuneration

When determining audit remuneration for certified public accountants, etc., Olympus Corporation considers and discusses the appropriateness of the number of audit man-hours, etc., based on the details in the audit plan presented by the certified public accountants, etc., and determines the audit remuneration after obtaining the consent of Audit Committee, in accordance with Article 399 of the Companies Act.

e. Reason for the Audit Committee consenting to the remuneration paid to the accounting auditor

The Audit Committee gave its consent for remuneration, etc. for the accounting auditor, in accordance with Article 399, Paragraph 1 of the Companies Act, after obtaining and verifying the necessary information, including the details in the accounting auditor's audit plan, the status of performance of the auditing work, and the basis for calculating the audit remuneration estimate.

(4) Remuneration for Officers

(i) Remuneration for the fiscal year ended March 2025

a. Total amount of remuneration by officer classification, total amount by type of remuneration and the number of subject officers

Officer classification		Total amount of remuneration (Millions of yen)	Total amount of remuneration by type (Millions of yen)			Number of subject officers (persons)
			Base salary	Performance-linked monetary compensation	Non-monetary compensation	
Director	Inside	742	522	191	29	4
	Outside	248	203	–	45	11
	Total	990	725	191	74	15
Executive Officer		2,605	1,013	665	927	14

Notes: 1. Base salary includes the amount paid in the fiscal year under review. Performance-linked monetary compensation, which is short-term incentive, and non-monetary compensation (subsequent grant-type restricted stock compensation (RSU: Restricted Stock Unit) and performance-based stock compensation (PSU: Performance Share Unit)), which is long-term incentive, include the amounts to be recorded as expenses for the fiscal year under review.

2. There are two other Executive Officers who are classified as both an Executive Officer and Inside Director which is in addition to the fourteen Executive Officers mentioned above. Total remuneration by type is reported for these two individuals in the Inside Director's row. The two other Executive Officers who are classified as both an Executive Officer and Insider Director include one Inside Director who ended contract due to resignation on October 28, 2024. The fourteen Executive Officers identified include four Executive Officers who ended contract on March 31, 2022 and March 31, 2024 and two Executive Officers who assumed office from October 1, 2024.

3. Olympus Corporation does not provide performance-linked compensation (performance-linked monetary compensation and performance-based stock compensation (PSU)) to Directors who are not classified as both an Executive Officer and Inside Director.

4. The table above includes one Inside Director and one Outside Director who retired at the close of FY2023 General Meeting of Shareholders held on June 27, 2023 and three Outside Directors who retired at the close of FY2024 General Meeting of Shareholders held on June 26, 2024. The table also includes one Inside Director resigned from office in October 2024.

5. One Outside Director requested to decline his compensation and the Compensation Committee has decided not to pay the compensation to him. He is not included in the number of Outside directors mentioned above.

b. Total amount of remuneration for each officer whose total amount of remuneration is 100 million yen or more.

Name	Officer classification	Total amount of remuneration (Millions of yen)	Total amount of remuneration by type (Millions of yen)		
			Base salary	Performance-linked monetary compensation	Non-monetary compensation
Yasuo Takeuchi	Director, Executive Officer	379	92	90	197
Tetsuo Kobayashi	Executive Officer	125	34	37	54
Frank Drewalowski	Executive Officer	522	272	123	127
Andre Heribert Roggan	Executive Officer	621	302	96	223
Gabriela Castillo Kaynor	Executive Officer	300	111	92	97
Boris Shkolnik	Executive Officer	274	93	83	98
John Manfred De Csepel	Executive Officer	156	56	70	30
Neil Boyden Tanner	Executive Officer	175	56	70	49
Stefan Kaufmann	Director, Executive Officer	330	330	0	0

Name	Officer classification	Total amount of remuneration (Millions of yen)	Total amount of remuneration by type (Millions of yen)		
			Base salary	Performance-linked monetary compensation	Non-monetary compensation
Jose Ignacio Abia Buenache (Common name: Nacho Abia)	Executive Officer	182	0	0	182

Notes: 1. The "Base salary" in the table above includes the amount paid in the fiscal year ended March 2025. "Performance-linked monetary compensation" includes the amount of short-term incentive compensation with the fiscal year ended March 2025 as the evaluation period, and "Non-monetary compensation" includes the amount of long-term incentive compensation with the fiscal year ended March 2025 as a part of the evaluation period (subsequent grant-type restricted stock compensation (RSU) and performance-based stock compensation (PSU)), both of which are to be recorded as expenses in the fiscal year under review.

2. Frank Drewalowski, Andre Heribert Roggan, Gabriela Castillo Kaynor, Boris Shkolnik, John Manfred de Csepel, Neil Boyden Tanner and Stefan Kaufmann had employment agreements with overseas subsidiaries and the "Base salary" amount in the above table includes various allowances and welfare benefits provided under such employment contracts for them.

3. Frank Drewalowski, Andre Heribert Roggan and Stefan Kaufmann served as Executive Officers of Olympus Corporation having office for execution in Japan and their principal place of residence in Japan, while belonging to an overseas subsidiary. We make the necessary adjustments to ensure that their tax burden for income taxes is consistent with that of the residents of the home country. The amount of taxes, etc. incurred in connection with such treatment is also included in the amount shown under "Base salary" in the table above.

4. Base salary for Stefan Kaufmann reflects adjustment of accruals due to resignation in October 2024. The amount of non-monetary compensation for Jose Ignacio Abia Buenache is the amount to be recorded as expense in the fiscal year under review, which is a shortfall amount to the accrual recorded in the fiscal year ended March 2024.

c. Performance- linked compensations evaluation index, calculation method, and evaluation results

<Short-term incentive compensation, for which the evaluation period was the fiscal year ended March 2025 (FY2025-STI)>

The standard amount of short-term incentive compensation (STI) for the fiscal year ended March 2025 is determined as base salary multiplied by a factor of 1.15 for executive officers and 1.25 for representative executive officers, and after the closing of the applicable period, the Compensation Committee evaluates the performance of each indicator and decides the payout rate and amount.

The evaluation index and calculation methods are as follows:

Evaluation Index	Ratio	Reasons for selecting	Target value and calculation method
Revenue	25%	To assess growth	(Note 3)
Operating profit margin	25%	To assess growth and efficiency	(Note 4)
Quality target	30%	Since it is important to steadily implement long-term and strategic efforts within each fiscal year	(Note 5)
EO individual target	20%	To reward contributions to our new refreshed Core Values, especially "Impact" and facilitate the cultural change towards more impact and personal accountability of Executive Officers	(Note 6)

Notes: 1. For CEO and Executive Chairperson, the Executive Officer individual target is not applied, and the composition of the indicators is 35% for Revenue, 25% for operating profit margin and 40% for quality target.

2. Upper and lower limits on the evaluation table and adjustment items

(i) Upper and lower limits are set for each evaluation index.

(ii) Adjustment items

- Revenue: The exchange rate used for FY2025 earnings forecasts (USD = ¥151, EUR = ¥163, CNY = ¥21) is applied to FY2025 sales revenue results and FY2024 sales revenue results to exclude the foreign currency exchange impact from the performance evaluation.

- Operating profit: Other income/other expenses are deducted from the operating profits on the consolidated financial statement.

3. Revenue

Initially, we set the target of revenue according to the "next term outlook" of the financial statements for the fiscal year ended March 2024, however, pursuant to the decision to transfer the Orthopedic business and discontinue these operations, the Compensation Committee has made a resolution to define the target of revenue of continuing operations on September 25, 2024. 100% payment is provided when the achievement rate of target is 100% and the evaluation table is set from a lower limit of 0% to an upper limit of 200%.

- Payout rate 200%: FY2025 revenue forecast + {(FY2025 revenue forecast - FY2024 actual revenue) * 70%} = 10.090 + {(10,090 – 9,593) * 70%} = 10,483 Oku-yen
- Payout rate 100% to 200%: 100 + (X – 10.090) * 100/348
- Payout ratio 100%: "revenue forecast for FY2025" = 10.090 Oku-yen
- Payout rate 50%: FY2024 actual revenue (after FX adjustment) = 9,593 Oku-yen
- Payout rate 0% to 100%: 50 + (X -9,593) * 50/497
- Payout rate 0%: 9,593 - (10,090 – 9,593) = 9,096 Oku-yen

Notes:
1. X represents FY2025 actual revenue (after FX adjustment)
2. Upper limit is set as 200% and lower limit 0%.
3. Adjustment: Exchange rate (USD = ¥151, EUR = ¥163, CNY = ¥21)

4. Operating profit margin

Initially, we set the target of operating profit margin according to the "next term outlook" of the financial statements for the fiscal year ended March 2024, however, pursuant to the decision to transfer the Orthopedic business and discontinue these operations, the Compensation Committee has made a resolution to define the target of operating profit margin as reflecting continuing operations on September 25, 2024. 100% payment is provided when the achievement of operating margin is within ±0.5 points from target and the evaluation table is set from a lower limit of 0% to an upper limit of 200%.

- Payout rate 200%: FY2025 operating profit margin forecast (19.6%) + 5.5% or more = 25.1% or more
- Payout rate 100% to 200%: FY2025 operating profit margin 20.1% or more, less than 25.1% = 100 + 20 * (Y – 20.1)
- Payout rate 100%: FY2025 operating profit margin forecast +/- 0.5% = 19.1% or more, less than 20.1%
- Payout rate 50% to 100%: FY2025 operating profit margin 16.6% or more, less than 19.1% = 100 - 20 * (19.1 - Y)
- Payout rate 50%: FY2025 operating profit margin forecast - 3% = 16.6%
- Payout rate 0%: less than 16.6%

Notes:
1. Y represents FY2025 actual operating profit margin (after adjustment)
2. Upper limit is set as 200% and lower limit 0%.
3. Adjustments: Other income/other expenses are deducted from the operating profits on the consolidated financial statement.

5. Quality target

- The goals for the STI reward are the short-term goals of major initiatives to improve the root causes (vulnerabilities) that may exist with our QA&RA organizational structure, manufacturing processes, quality management systems and the quality culture.
- The Compensation Committee and the Quality Assurance and Regulatory Affairs (QA&RA) sub-Committee, which is made up of Outside Directors, cooperate to determine proper compensation evaluation targets and achievement rates based on completion of extensive remediation and Quality Systems improvement work streams.

6. Executive Officer individual target

- Individual targets of very concrete results or outcomes he/she has to deliver in FY2025.
- The target consists of four goals related to (1) Company-wide quality reform program, (2) Long-term sustainability, (3) Short-term basic improvement, (4) Budget. Each goal will count for 5% of FY2025-STI payout

Evaluation results are as follows:

Evaluation Index	Ratio	Target value	Actual value	Payout rate
Revenue	25%	¥1,009.0 billion	¥990.5 billion	81.4%
Operating profit margin	25%	19.6% (19.1–20.1%)	18.9%	96.0%
Quality target	30%	Progress in remediations, implementation of management review structure, and achievement of Elevate workstream deliverables	Exceeded target level	150.0%
EO individual target	20%	Individual	Achievement rate 70.5%–113.8%	94.6% (on average)

Note: Revenue is calculated from the figure after foreign exchange adjustment by applying the exchange rate used for the earnings forecast for the fiscal year under review and operating profit margin is calculated from operating profit after adjustments that deduct other income and other expenses.

Based on the above results, the Compensation Committee determines the total payout rate. The overall payout rate was 112.5% for Executive Chairperson, and 108.3% on average for Executive Officers. The payment amount is determined by multiplying this payout rate by the standard amount of short-term incentive compensation (STI).

<Long-term incentive compensation (FY2023-PSU), for which the fiscal year ended March 2025 was set as the final year of the evaluation period>

The following are evaluation index and calculation methods of the performance-based stock compensation (PSU), for which the evaluation period begins in the fiscal year ended March 2023 and ends in the fiscal year ended March 2025.

Evaluation Index	Ratio	Reasons for selecting	Calculation method
Operating profit margin	20%	As it was judged appropriate that operating profit margin continues to be evaluated as Olympus continues to promote the reforms seeking for improvement of the corporate value.	(Note 1)
Relative TSR	60%	As relative-TSR was judged appropriate as an indicator for evaluating the corporate value and shareholders value.	(Note 2)
ESG	20%	As ESG is a basis of business management, and is announced to be reinforced in the corporate strategy	(Note 3)

Notes:
1. Operating profit margin
   Operating profit margin value is after adjustment by deducting other income and expenses. Payout rate of operating profit margin is a simple average of payout rate of each year
2. Relative TSR
   (Relative TSR payout rate % for 25%ile to 50%ile) = 2 * (Relative TSR result %ile)
3. ESG
   Payout rate of ESG index is determined by DJSI-Index (Dow Jones Sustainability Index) of each year in the evaluation period.

Evaluation results are as follows:

Evaluation index	Ratio	Target (100% Payout)	Result	Payout rate
Operating profit margin	20%	Setting 100% payout target for each year	(Note 1)	32.0%
Relative TSR	60%	50%ile (Peer group)	35.3%ile	70.6%
ESG	20%	DJSI-Index	(Note 2)	200.0%

Notes: 1. Operating profit margin: 100% payout target and the results for each year were as follows:

	100% payout target	Result
FY2023	21.4%	20.0%
FY2024	18.9%–20.9%	16.2%
FY2025	19.1%–20.1%	18.9%

2. Results of DJSI-Index in each year were as follows:

	Result
FY2023	World
FY2024	World
FY2025	World

Based on the above results, the Compensation Committee determines the total payout rate. The overall payout was 88.8%. The number of shares vested is determined by multiplying this payout rate and the number of PSU units granted to each Executive Officer.

d. Stock compensation with units granted for the fiscal year ended March 2025

Stock compensations with units granted for the fiscal year ended March 2025 were as follows:

Type	Name	Eligible person	Date of granting unit	Total number of units granted
Subsequent grant-type restricted stock compensation	FY2025-RSU	Non-executive Directors	June 26, 2024	24,808
		Executive Officers	April 1, 2024	318,506
Performance-based stock compensation	FY2025-PSU	Executive Officers	April 1, 2024	477,759

e. Compensation Committee Activities

<Overview and Activities of the Compensation Committee>

The members of the Compensation Committee are as follows:

- From April 2024 to the General Meeting of Shareholders in June 2024

Chairperson:	Yasushi Shingai (Independent Outside Director)
Member:	Jimmy C. Beasley (Independent Outside Director)
Member:	Luann Marie Pendy (Independent Outside Director)

- After the General Meeting of Shareholders in June 2024

Chairperson:	Jimmy C. Beasley (Independent Outside Director)
Member:	David Robert Hale (Independent Outside Director)
Member:	Luann Marie Pendy (Independent Outside Director)
Member:	Yasuo Takeuchi (Director)

Matters on which the Compensation Committee decides or deliberates are as follows:

- Policy for determining individual remuneration for Directors and Executive Officers
- Type of compensation to be paid to each position of Director and Executive Officer, including the composition ratio of each type of compensation, and performance-linked compensation indicators
- Content of individual remuneration for Directors and Executive Officers

- Individual amount of fixed compensation, individual calculation method of variable compensation, and individual content of non-monetary compensation
- Matters concerning the remuneration regulations for Directors and Executive Officers
- In addition to the above, matters concerning the remuneration of Directors and Executive Officers as requested by the Board of Directors and matters deemed necessary by the Committee

The activities of the Compensation Committee in the fiscal year ended March 2025 concerning the process of determining the amounts of remuneration of officers are as follows:

- The Compensation Committee met 10 times, for a total of 15 hours.
- All meetings were attended by all Committee members.
- The Compensation Committee used market data and guidance from its independent compensation consultant, Pay Governance LLC, to understand competitive compensation levels and practices. The Committee received advice on all material matters regarding Director and Executive Officer compensation.

The itemized contents of the Compensation Committee activities in the fiscal year ended March 2025 are as listed in the following table.

	Date of meeting	Agenda
56th	April 26, 2024	1. Report on FY2024-STI (Quality Target) Results Review (resolution) 2. FY2025-LTI (RSU and PSU) grant units (resolution)
57th	May 13, 2024	1. FY2024-STI Results Review and determination of payment amount (resolution) 2. FY2022-PSU Result Review and determination of payment amount (resolution)
58th	May 17, 2024	1. FY2025-STI Payout Curves (resolution) 2. FY2025-PSU (Relative TSR) Payout Curve (resolution) 3. Revision of Executive Officer Long-Term Incentive Remuneration Regulations (resolution)
59th	June 7, 2024	1. FY2025-STI and FY2025-PSU (Quality Target) Payout Curves (resolution)
60th	June 26, 2024	1. Vesting of Stock Compensation (RSU) for retired directors and non-resident directors in Japan (resolution) 2. Vesting of Stock Compensation (RSU and PSU) for executive officers (resolution) 3. Monthly individual compensation and determination of the number of units for stock compensation for Directors (resolution)
61st	September 25, 2024	1. Proposal on New Executive Officers Compensation (resolution) 2. Executive Officer Compensation Peer Group for Relative TSR Evaluation (resolution) 3. Proposal on FY2025-STI Payout Curves (Revenue, OPM) (resolution)
62nd	November 6, 2024	1. Report of FY2026 Director Compensation (discussion) 2. Report of FY2026 Executive Officer Compensation (discussion)
63rd	December 18, 2024	1. Report on CEO Compensation (discussion) 2. Report on Executive Officer Compensation (discussion)
64th	February 12, 2025	1. Report on FY2026-STI/PSU Index Composition (discussion) 2. Report on Director Shareholding Guidelines (discussion) 3. Report on CEO Compensation (discussion)
65th	March 26, 2025	1. Proposal on FY2026 Directors Compensation (resolution) 2. Proposal on FY2026 Executive Officers Compensation (resolution) 3. Proposal on FY2026-STI and PSU Index Composition (resolution) 4. Report of New CEO Compensation (discussion)

Notes: FY2022: Fiscal Year Ended March 31, 2022

FY2023: Fiscal Year Ended March 31, 2023

FY2024: Fiscal Year Ended March 31, 2024

FY2025: Fiscal Year Ended March 31, 2025

FY2026: Fiscal Year Ending March 31, 2026

FY2024-STI: Short-term incentive compensation for the fiscal year ended March 31, 2024

FY2025-STI: Short-term incentive compensation for the fiscal year ended March 31, 2025

FY2026-STI: Short-term incentive compensation for the fiscal year ending March 31, 2026

FY2022-PSU: Performance-linked stock compensation covering the period from the fiscal year ended March 31, 2022 to the fiscal year ended March 31, 2024

FY2024-PSU: Performance-linked stock compensation covering the period from the fiscal year ended March 31, 2024 to the fiscal year ending March 31, 2026

FY2025-PSU: Performance-linked stock compensation covering the period from the fiscal year ended March 31, 2025 to the fiscal year ending March 31, 2027

FY2026-PSU: Performance-linked stock compensation covering the period from the fiscal year ending March 31, 2026 to the fiscal year ending March 31, 2028

FY2025-LTI: Long-term incentive compensation covering the period from the fiscal year ended March 31, 2025 to the fiscal year ending March 31, 2027

<The reasons why the Compensation Committee determined that the individual compensation, etc. of directors and executive officers is in accordance with the determination policy>
The Compensation Committee determined the details of the Directors and Executive Officers' remuneration after discussing matters, including consistent application of the policy, rational of remuneration outcomes, and confirmation that the Committee decisions are in accordance with the policy.

(ii) Matters relating to policy to determine the amount of our officer remuneration including the calculation method thereof and how the policy is determined for FY2026

As a company with a Nominating Committee, etc., Olympus Corporation has established the Compensation Committee, which consists of three or more members and a majority of which are independent Outside Directors. The Compensation Committee is chaired by an independent Outside Director to ensure transparency and to determine fair and appropriate remuneration. Our fundamental policy regarding officer remuneration is to ensure officers maximize corporate value and meet expectations of various stakeholders, allowing Olympus to reward their responsibilities with suitable and appropriate remuneration. The Compensation Committee, in accordance with the fundamental policy mentioned above, approves the remuneration policy for individual Directors and Executive Officers. In accordance with this policy, the Compensation Committee determines the amount of remuneration for individual Directors and Executive Officers and reports them to the Board of Directors.

[Compensation structure for Board of Directors ("Directors," excluding those who are also Executive Officers)]

a. Compensation level for Directors

- In order to set the Director's compensation level at competitive level that enables securement/retention of talent and encourages positive participation as a Director of Olympus Corporation, the compensation level shall be targeted at a competitive market level based on each Director's region of residence.
- If a Director requests to decline compensation, the Compensation Committee will evaluate and decide on the response.

b. Compensation composition of Directors

- With importance placed on the concept that Directors shall share interests between Directors and investors, in addition to base salary (BS) non-performance-based stock compensation (non-monetary compensation) is granted.
- The non-performance-based stock compensation consists of a restricted stock unit ("RSU"). For Directors residing in Japan, restrictions regarding RSUs lapse upon retirement. The lapse of restrictions for RSUs will be defined on an individual basis in accordance with a general method of stock compensation in each region of residence for those directors who are non-resident in Japan.
- The RSU for the fiscal year ending March 2026 was set at 8 million yen for residents in Japan and non-residents in Japan (excluding residents in the U.S.). To further promote the Company's shareholding guideline, the ratio of BS and RSU was reviewed and starting in

the fiscal year ending March 2026 will be updated from 83:17 to 75:25, to $79,809, for residents in the U.S.

Note, the overall compensation amount was not revised.

- The number of RSUs to be granted is calculated based on the share price on the business day prior to the date of appointment as a director, and the corresponding number of shares will be provided after vesting.
- The following shareholding guidelines are established.

1. Residents in Japan: RSUs vest at the time of retirement, therefore, shareholding guidelines have not been established. 2. Residents in the U.S.: One time the amount of the base salary. This level is the one to be achieved in about five years after assuming office. However, this five-year period does not account for the impact of stock disposal by use of "sell plan before knowledge" for tax payment purposes.

- The Chairperson of the Board of Directors receives a Chairperson allowance in addition to the base salary.
- The Chairpersons of the Nominating Committee, the Compensation Committee, the Audit Committee and the Innovation and Safety (I&S) Committee receive a Chairperson allowance in addition to the base salary.
- With the exception of full-time members, the Audit Committee members receive an Audit Committee allowance in addition to the base salary. The Audit Committee allowance is set as an equivalent amount to the difference between the Audit Committee allowance and the Nominating and Compensation Committee allowance in the peer group.
- Innovation and Safety (I&S) Committee members receive an Innovation and Safety (I&S) Committee allowance in addition to the base salary.
- For Directors who are also Executive Officers, monetary compensation for the monitoring functions as Directors shall be paid separately from Executive Officer compensation for those who are natives of Japan. For those who are not natives of Japan, monetary compensation paid for monitoring functions performed as Directors is included in compensation of Executive Officers.

[Compensation structure for Executive Officers (including those who are also Directors)]

In order to achieve our corporate strategy and to create corporate value, it is essential that we have a compensation system that ensures that we retain and motivate highly qualified leaders. To this end, we have decided on a compensation structure based on the following concepts.

1. Establish an enhanced incentive program to compete with global med-tech companies. 2. Establish an incentive program which aligns with our corporate strategy. 3. Establish a program focused on value creation utilizing Long-Term Incentive compensation (LTI), which is non-monetary compensation. 4. Set a compensation level considering the stage of development to become a global med-tech company (a hybrid mix of "Global labor market" and "Home"). 5. Establish sound management of incentives through the Company's clawback and shareholding guideline policies. 6. Enhance the motivation of Executive Officers by setting challenging and achievable targets.

a. Compensation level for Executive Officers

- Thoughts on compensation amount

1. We assign weights to performance-linked monetary compensation and stock compensation and adjust these weights based on our compensation philosophy, which takes into account Olympus' stage of development to become a global med-tech company (a hybrid mix of "Global labor market" and "Home"), with consideration given to compensation amount of officers of other global med-tech companies. 2. By considering the situation of labor market of Executive Officers' home countries and competitiveness in the market, and the roles and responsibilities, we set target level in the market, and determine compensation after holistic comparisons of base salary, TCC (Total Cash Compensation) and TDC (Total Direct Compensation). The compensation level of labor market of

each country is confirmed through use of objective compensation survey data from third-party vendors.

Note: The appropriateness of the compensation amount for Executive Officers is monitored by the pay ratio (the ratio of CEO's compensation to the median salary of employees' resident in Japan). We are also working to ensure the consistency in terms of Executive Officer compensation and employee compensation systems, including providing of stock compensation to some employees (including non-residents in Japan).

b. Compensation composition of Executive Officers

- Compensation for Executive Officers is a combination of base salary (BS), which is a fixed compensation, short-term incentive compensation (STI), which is performance-linked monetary compensation, and long-term incentive compensation (LTI), which is non-monetary compensation.
- For Executive Officers who are not from Japan, fringe benefits, severance payments, etc., are set individually at the general level of fringe benefits and severance payments in their home country.
- Focusing on achieving our company strategy to enhance medium- to long-term corporate value and shareholder value and considering the compensation amounts of other global med-tech companies, the ratio was set as follows:

Chief Executive Officers	BS:STI:LTI=1(15%):1.5(23%):4(62%)
Executive Chairperson	BS:STI:LTI=1(19%):1.25(24%):3(57%)
Executive Officers	BS:STI:LTI=1(24%):1.15(28%):2(48%)

- Long-Term Incentive compensation (LTI) consists of subsequent grant-type restricted stock compensation (RSU) and performance-based stock compensation (PSU).

<Short-term incentive compensation, which is performance-linked monetary compensation. (FY2026-STI)>

The evaluation index and calculation methods for Short-term incentive compensation (FY2026-STI) for the fiscal year ending March 2026 (FY2026) are as follows: The payment amount is determined by multiplying the overall payout rate of performance indicators by the standard amount of short-term incentive compensation (STI).

Evaluation Index	Ratio	Reasons for selecting	Target value and calculation method
Revenue	25%	To assess growth	(Note 3)
Operating profit margin	25%	To assess growth and efficiency	(Note 4)
Quality target	30%	Since it is important to steadily implement long-term and strategic efforts within each fiscal year	(Note 5)
EO individual target	20%	To reward contributions to our new refreshed Core Values, especially "Impact" and facilitate the cultural change towards more impact and personal accountability of Executive Officers	(Note 6)

Notes: 1. For CEO and Executive Chairperson, the Executive Officer individual target is not applied, and the composition of the indicators is 35% for revenue, 25% for operating profit margin and 40% for quality target.

2. Upper and lower limits on the evaluation table and adjustment items

(i) Upper and lower limits are set for each evaluation indicator.

(ii) Adjustment items

- Revenue: The exchange rate used for FY2026 earnings forecasts (USD = ¥145, EUR = ¥161, CNY = ¥19.9) is applied to FY 2026 sales revenue results and FY2025 sales revenue results to exclude the foreign currency exchange impact from the performance evaluation.

- Operating profit: Other income/other expenses are deducted from the operating profits on the consolidated financial statement.

3. Revenue
   - Payout rate 200%: FY2026 revenue forecast + {(FY2026 revenue forecast – FY2025 actual revenue) * 70%} = 9,990 +{(9,990 – 9,604)* 70%} = 10,260 Oku-yen
   - Payout rate 100% to 200%: 100 + (X – 9,990) * 100/270
   - Payout rate 100%: "revenue forecast for FY2026" = 9,990 Oku-yen
   - Payout rate 50% to 100%: 50 + (X – 9,604) * 50/386
   - Payout rate 50%: FY2025 actual revenue (after FX adjustment) = 9,604 Oku-yen
   - Payout rate 0%: less than 9,604 Oku-yen

   Notes:
   1. X represents FY2026 actual revenue (after FX adjustment)
   2. Upper limit is set as 200% and lower limit 0%.
   3. Adjustment: Exchange rate (USD = ¥145, EUR = ¥161, CNY = ¥19.9)

4. Operating profit margin
   - Payout rate 200%: Corporate strategy mid-term financial guidance operating profit margin + 1.0% or more = 21.0% or more
   - Payout rate 120% to 200%: FY2026 operating profit margin 20.0% or more, less than 21.0% = 120 + 80 * (Y – 20.0)/1.0
   - Payout rate 100% to 120%: FY2026 operating profit margin 17.5% or more, less than 20.0% = 120 － 20 * (20.0 – Y)/2.5
   - Payout rate 100%: FY2026 operating profit margin forecast = 17.5%
   - Payout rate 50% to 100%: FY2026 operating profit margin 16.3% or more, less than 17.5% = 100 - 50 * (17.5 - Y)/1.2
   - Payout rate 50%: Lowest operating profit margin result during the current corporate strategy mid-term financial guidance period = FY2024 operating profit margin result = 16.3%
   - Payout rate 0%: FY2026 operating profit margin less than 16.3%

   Notes:
   1. Y represents FY2026 actual operating profit margin (after adjustment)
   2. Upper limit is set as 200% and lower limit 0%.
   3. Adjustments: Other income/other expenses are deducted.

5. Quality target
   - The goals for the STI reward evaluation are the short-term goals of major initiatives to improve the root causes (vulnerabilities) that may exist with our QA&RA organizational structure, manufacturing processes, quality management systems and the quality culture.
   - The Compensation Committee and the Innovation and Safety (I&S) Committee, which is made up of Outside Directors, cooperate to determine proper compensation evaluation targets and achievement rates based on completion of extensive remediation and Quality System improvement work streams.

6. Executive Officer individual target
   - Individual targets of specific results or outcomes that an Executive Officer must deliver in FY2026.

<Long-term incentive compensation, which is non-monetary compensation (FY2026-LTI)>

The following section describes long-term incentive compensation (FY2026-LTI) covering the three-year period from the fiscal year ending March 2026 to the fiscal year ending March 2028.

The ratio of subsequent grant-type restricted stock compensation (RSU: Restricted Stock Unit) and performance-based stock compensation (PSU: Performance Share Unit) is in accordance with the basic concept of putting emphasis on performance-linked compensation. The Compensation Committee has determined the LTI mix as 40% for RSUs and 60% for PSUs in order to promote our objective of rewarding Executive Officers for their contribution on achieving our long-term performance goals and creating share ownership.

<<Subsequent grant-type restricted stock compensation (FY2026-RSU)>>

(Grant date and number of units granted)

- The grant date shall be April 1, 2025.

- The stock price used in the calculation shall be the closing price of Olympus' common shares on the business day preceding the grant date.
- For foreign exchange, apply average TTM (Telegraphic Transfer Middle Rate) for the fiscal year before the grant date.
- The total base salary of Executive Officers, which is the basis for granting, is 754,129,894yen, and the total number of RSU granted is 325,675 units.

(Vesting)

- Every one year after the grant date, one-third each of the rights will be vested upon approval by the Compensation Committee and corresponding number of shares are provided.
- If end of contract of an Executive Officer occurs during the rights calculation period, unvested units at the time of end of contract will be handled as follows:
  (1) Except for the cases falling under below (2) (3), the company will rightfully acquire all units that an Executive Officer holds, without consideration.
  (2) If end of contract of an Executive Officer occurs due to a legitimate cause approved by the Compensation Committee, the number of units will be prorated by the number of months during which an Executive Officer held office, including the last month of office, and corresponding number of shares will be provided upon resolution of the Compensation Committee.
  (3) Notwithstanding above (2), if end of contract of an Executive Officer occurs as a result of "Retirement" defined under the compensation regulations, the number of shares corresponding to the number of all units held by an Executive Officer at the time of end of contract shall be provided upon resolution of the Compensation Committee, to the extent that any requirements otherwise determined by the Compensation Committee are satisfied.
- If end of contract of an Executive Officer occurs during the rights calculation period, the unvested units at the time of end of contract shall be vested upon resolution of the Compensation Committee held after disclosure of annual financial result, in principle, after one year has passed from the end of contract.
- If an agreement with an Executive Officer stipulates individual agreement that has been approved by the Compensation Committee, the rights will be vested, and shares will be provided according to such individual agreement.

<<Performance-based stock compensation (FY2026-PSU)>>

Performance-based stock compensation (PSU) is determined based on the philosophy of compensation, which is to make the incentive program consistent with the corporate strategy, and in consideration of the business environment.

(Grant date and number of units granted)

- The grant date shall be April 1, 2025.
- The stock price used in the calculation shall be the closing price of Olympus' common shares on the business day preceding the grant date.
- For foreign exchange, apply average TTM (Telegraphic Transfer Middle Rate) for the fiscal year before the grant date.
- The total base salary of Executive Officer, which is the basis for granting, is 754,129,894 yen, and the total number of PSU granted is 488,516 units.

(Vesting)

- After three years from the grant date, performance rate is evaluated against the pre-defined performance evaluation metrics, then for the number of units calculated according to the performance rate, the rights will be vested

upon approval by the Compensation Committee, and corresponding number of shares will be provided.

- If end of contract of an Executive Officer occurs during the performance evaluation period, unvested units at the time of end of contract will be handled as follows:
  (1) Except for the cases falling under below (2) (3), the company will rightfully acquire all units that an Executive Officer holds, without consideration.
  (2) If end of contract of an Executive Officer occurs due to a legitimate cause approved by the Compensation Committee, the number of units calculated under performance evaluation metrics after expiration of the performance evaluation period shall be prorated by the number of months in office of said person, including the last month of office, and the corresponding number of shares shall be provided upon resolution of the Compensation Committee.
  (3) Notwithstanding above (2), if end of contract of an Executive Officer occurs as a result of "Retirement" defined under the compensation regulations, the number of shares calculated under performance evaluation metrics after the expiration of the performance evaluation period based on the number of units that an Executive Officer has at the time of end of contract shall be provided upon resolution of the Compensation Committee, to the extent that any requirements otherwise determined by the Compensation Committee are satisfied.
- If an agreement with an Executive Officer stipulates individual agreement, the rights will be vested, and shares will be provided according to such individual agreement.

The evaluation index and calculation methods are as follows:

Evaluation Index	Ratio	Reasons for selecting	Target value and Calculation method
Relative TSR	60%	As relative-TSR was judged appropriate as an indicator for evaluating the corporate value and shareholders value.	(Note 1)
Quality target	30%	Since it is important to steadily implement long-term and strategic efforts within each fiscal year	(Note 2)
ESG	10%	As ESG is a basis of business management, and is announced to be reinforced in the corporate strategy	(Note 3)

Notes: 1. Relative TSR

- The peer group consists of the following 20 companies in Japan, Europe, and the U.S. that are "manufacturers whose business portfolio includes medical devices" or "manufacturers classified in the health care category of the GICS code."
  Abbott Laboratories, GE Healthcare Technologies, Medtronic plc, Koninklijke Philips N.V., Danaher Corporation, Takeda Pharmaceutical, Becton, Dickinson and Company, Siemens Healthineers AG, Stryker Corporation, Baxter International Inc., Boston Scientific Corporation, Zimmer Biomet Holdings, Inc., Terumo Corporation, Agilent Technologies, Inc., HOYA Corporation, Smith & Nephew plc, Edwards Lifesciences Corporation, Intuitive Surgical, Inc., STERIS plc, and Sysmex Corporation

- If the company's TSR rank is above the 75% level, provide a payout rate of 200%; at the 50% level, provide a payout rate of 100%, at the 25% level, provide a payout rate of 50%; and at the level below the 25% level, the payout rate is 0%.
  The payout rate (Y)%, between the rank 50% and 75% level (X) is, Y= 4*(X-50) +100. The payout rate (Y)%, between the rank 25% and 50% level (X) is, Y= 2*(X-25) + 50.

2. Quality target

- The goals for the PSU reward are the medium- to long-term goals of major initiatives to improve the root causes (vulnerabilities) that may exist with our QA&RA organizational structure, manufacturing processes, quality management systems and the quality culture.
- The Compensation Committee and the Innovation and Safety (I&S) Committee, which is made up of Outside directors, cooperate to determine proper compensation evaluation targets and achievement rates based on quantitative and qualitative goals.

3. ESG

(i) As was in the previous fiscal year, DJSI (Dow Jones Sustainability Index) is set as an evaluation index for the following reasons.

- It provides comprehensive coverage of overall corporate activities.
- The breadth of coverage in the evaluation area contrasts with the expectations of a broad range of stakeholders.
- It is a highly reliable external evaluation organization and ensures transparency and fairness.

(ii) In addition, in light of ESG focus areas and important issues (materiality) of Olympus, we have established the following two (2) criteria regarding ESG as internal index.

- Healthcare Access & Outcome
- Carbon Neutral Society & Circular Economy

(iii) The following targets and evaluation table are set according to achievement rate.

Focus Area	Index	Target in fiscal year ending March 2028	Mid-term goals (for reference)
Healthcare Access & Outcome	CRC (Colorectal Cancer) related training in target emerging countries and regions	51–53 (Number of programs)	+20% growth rate
Carbon Neutral Society & Circular Economy	Reduction of CO2 emission in our site operations across scope 1 and 2	-82% – -84% (Reduction compared with fiscal year ended March 2020)	Carbon neutral by 2030
DJSI	Included in DJSI Index	World	World maintained

c. Compensation risk management

<Shareholding guidelines>

1. Shareholding guidelines are established to share interests between shareholders and management (Executive Officers).
2. Shareholding guidelines are as follows:
   - Executive Officers shall hold Olympus Corporation's shares that is five times the amount of base salary or more.
3. The guidelines for shareholding are set at a level so that the shares will be fully earned approximately five years after the assumption of office, depending on individual target achievements.

<Clawback clause>

A clawback clause has been set up to deter the management (Executive Officers) from short-sighted, harmful investments, improper accounting, material breach of compliance, etc. Clawback is subject to short-term incentive compensation (STI) and long-term incentive compensation (LTI) for Executive Officers. Olympus may request to return all or part of such paid remuneration if the following events occur.

a. An event that any doubt arises as to the accuracy of the financial statements of our company or any company within our company's group, and as a result, the financial results for any past business year related to our company's consolidated financial statements have been revised and any amendment is required to be made to any Annual Securities Report already submitted.

b. An event that our company experiences increased remuneration due to a temporary increase in sales, etc. as a result of excessive M&A transactions, etc. by decision of a subject Executive Officer, and subsequently incurs significant losses.

c. Any material breach of the Olympus Global Code of Conduct by a subject Executive Officer, that damages corporate value.

d. An event that a subject Executive Officer has breached, in any material respect, laws and regulations, internal regulations or any agreement executed with our company.

The final decision on the application of clawback to individual events is made by the Compensation Committee and reported to the Board of Directors.

(5) Shareholdings

(i) Criteria for and Approach to the Classification of Investment Shares

With regard to the classification of investment shares held for pure investment purposes and investment shares held for purposes other than pure investment, Olympus Corporation defines "pure investment purposes" as the purpose of exclusively benefiting from changes in the value of shares or dividends pertaining to the shares. However, in accordance with internal rules, the investment of surplus funds is limited to methods that guarantee the principal or ensure equivalent safety, and Olympus Corporation does not engage in risky investment management. "Purposes other than pure investment" is defined as the purpose of holding to contribute to the improvement of the medium- to long-term corporate value in the Olympus Group's business operations.

(ii) Investment Shares Held for Purposes Other than Pure Investment

a. Policy of shareholding, method for verifying the rationality of shareholding, and details of verification of the suitability of holding individual issues by the Board of Directors, etc.

Olympus Corporation holds listed shares that we believe will contribute to the enhancement of the Olympus Group's medium- to long-term corporate value after examining their medium- to long-term economic rationality and future prospects. Each year, the Board of Directors reviews the appropriateness of holding individual cross-shareholdings (shares held for purposes other than pure investment), taking into consideration the purpose of holding and the benefits and risks associated with holding, and is successively reducing the number of shares that are deemed unsuitable for holding. With respect to cross-shareholdings, in order to exercise our rights as shareholders, Olympus Corporation exercises voting rights for all proposals, and makes appropriate decisions for or against each proposal, taking into consideration the management situation of the company in question from the perspective of improving the medium- to long-term corporate value of the company whose shares we hold.

b. Number of issues and carrying amount

	Number of issues (Issue)	Total carrying amount on balance sheet (Millions of yen)
Unlisted shares	5	42
Shares other than unlisted shares	1	424

(Issues whose number of shares increased during the current fiscal year)

	Number of issues (Issue)	Total acquisition cost for the shares increased (Millions of yen)	Reason for increase in number of shares
Unlisted shares	–	–	–
Shares other than unlisted shares	–	–	–

(Issues whose number of shares decreased during the current fiscal year)

	Number of issues (Issue)	Total selling price for the shares decreased (Millions of yen)
Unlisted shares	–	–
Shares other than unlisted shares	–	–

c. Information on number of shares, amount on balance sheet, etc., of specified investment shares and deemed investment shares by issuers

Specified investment shares

Issuer	Current fiscal year	Previous fiscal year	Purpose of holding, quantitative effect of holding, and reasons for increase in number of shares	Shareholding in Olympus Corporation
	Number of shares (Shares)	Number of shares (Shares)		
	Amount on balance sheet (Millions of yen)	Amount on balance sheet (Millions of yen)		
OHARA INC.	400,000	400,000	We hold the company's shares to maintain and strengthen a smooth business relationship. The company is our supply partner for optical glass used in our medical endoscopes, and we are collaborating to build a strong supply chain.	None
	424	538		

Deemed investment shares

Not applicable.

(iii) Investment Shares Held for Pure Investment

Not applicable.

V. Financial Information

1. Basis of preparation of consolidated financial statements and non-consolidated financial statements

   (1) Since the consolidated financial statements of Olympus Corporation satisfy the requirements for a "Specified Company of Designated International Accounting Standards" set forth in Article 1-2 of the "Regulation on Terminology, Forms, and Preparation Methods of Consolidated Financial Statements" (Ordinance of the Ministry of Finance No. 28 of 1976; hereinafter "Regulation on Consolidated Financial Statements"), they have been prepared in accordance with the International Financial Reporting Standards (hereinafter "IFRS"), as prescribed in provisions of Article 312 of the same Ordinance.

   (2) The non-consolidated financial statements of Olympus Corporation have been prepared in accordance with the "Regulation on Terminology, Forms, and Preparation Methods of Financial Statements" (Ordinance of the Ministry of Finance No. 59 of 1963; hereinafter "Regulations on Financial Statements"). Olympus Corporation falls under a special company submitting financial statements, and prepares the non-consolidated financial statements in accordance with the provision of Article 127 of the Regulation on Financial Statements.

2. Audit certification

   In accordance with the provision of Article 193-2, Paragraph 1 of the Financial Instruments and Exchange Act, the consolidated financial statements and non-consolidated financial statements of Olympus Corporation for the fiscal year ended March 31, 2025 were audited by Ernst & Young ShinNihon LLC.

3. Special efforts to ensure appropriateness of its consolidated financial statements and maintenance of the system to prepare the consolidated financial statements properly in accordance with IFRS

   Olympus Corporation takes special efforts to secure appropriateness of its consolidated financial statements and maintains a system to prepare the consolidated financial statements properly in accordance with IFRS. The details of such efforts and system are as follows:

   (1) In order to ensure that Olympus Corporation properly understands the contents of accounting standards, etc. and accurately respond to their amendment, we collect information from the Financial Accounting Standards Foundation, etc. to ensure appropriateness.

   (2) With respect to the application of IFRS, Olympus Corporation obtains and keeps abreast of the latest standards by obtaining press releases and standards issued by the International Accounting Standards Board. In addition, in order to prepare the proper consolidated financial statements, etc., in accordance with IFRS, the Olympus Group accounting policies and practical guidelines are established in accordance with IFRS, and we follow accounting procedures based on these policies and guidelines.

1. Consolidated Financial Statements and Other Notes

(1) Consolidated Financial Statements

(i) Consolidated Statement of Financial Position
Olympus Corporation and Consolidated Subsidiaries
As of March 31, 2025

(Millions of yen)

	Notes	2024	2025
ASSETS			
Current assets			
Cash and cash equivalents	7,35	340,933	252,532
Trade and other receivables	8,35	197,599	204,183
Other financial assets	10,35	9,862	2,301
Inventories	9	190,030	187,145
Income taxes receivable		36,686	4,382
Other current assets	11	25,175	28,451
Subtotal		800,285	678,994
Assets held for sale	12	55	449
Total current assets		800,340	679,443
Non-current assets			
Property, plant and equipment	13	259,968	263,410
Goodwill	14	180,331	180,191
Intangible assets	14	91,961	93,971
Retirement benefit asset	23	36,815	40,510
Investments accounted for using equity method		479	482
Trade and other receivables	8,35	55,764	64,200
Other financial assets	10,35	34,146	43,440
Deferred tax assets	37	72,324	65,400
Other non-current assets	11	2,088	1,779
Total non-current assets		733,876	753,383
Total assets		1,534,216	1,432,826

(Millions of yen)

	Notes	2024	2025
LIABILITIES AND EQUITY			
Liabilities			
Current liabilities			
Trade and other payables	17,35	61,855	61,415
Bonds and borrowings	18,35	69,988	94,985
Other financial liabilities	19,35	27,673	21,829
Income taxes payable		38,658	42,451
Provisions	20	31,318	16,001
Other current liabilities	21	202,203	188,680
Subtotal		431,695	425,361
Total current liabilities		431,695	425,361
Non-current liabilities			
Bonds and borrowings	18,35	229,628	134,117
Other financial liabilities	19,35	62,238	62,802
Retirement benefit liability	23	20,586	19,800
Income taxes payable		–	4,743
Provisions	20	2,362	2,095
Deferred tax liabilities	37	11,989	13,632
Other non-current liabilities	21	18,532	18,543
Total non-current liabilities		345,335	255,732
Total liabilities		777,030	681,093
Equity			
Share capital	24	124,643	124,643
Capital surplus	24	92,032	92,433
Treasury shares	24	(102,017)	(27,923)
Other components of equity	24	149,127	141,613
Retained earnings	24	493,401	420,967
Total equity attributable to owners of parent		757,186	751,733
Total equity		757,186	751,733
Total liabilities and equity		1,534,216	1,432,826

(ii) Consolidated Statement of Profit or Loss
Olympus Corporation and Consolidated Subsidiaries
For the fiscal year ended March 31, 2025

(Millions of yen)

	Notes	2024	2025
Continuing operations			
Revenue	6,28	925,752	997,332
Cost of sales	9,13 14,23	307,320	313,635
Gross profit		618,432	683,697
Selling, general and administrative expenses	13,14 23,29	466,758	495,654
Share of profit (loss) of investments accounted for using equity method	6	(358)	466
Other income	30, 34	3,432	5,246
Other expenses	16,30	103,361	31,293
Operating profit	6	51,387	162,462
Finance income	31	2,520	3,449
Finance costs	31	10,296	6,841
Profit before tax		43,611	159,070
Income taxes	37	8,546	41,270
Profit from continuing operations		35,065	117,800
Discontinued operation			
Profit from discontinued operation	41	207,864	55
Profit		242,929	117,855
Profit attributable to:			
Owners of parent		242,566	117,855
Non-controlling interests		363	–
Profit		242,929	117,855
Earnings per share			
Basic earnings per share (yen)			
Continuing operations	32	28.60	102.94
Discontinued operation	32	171.31	0.05
Basic earnings per share	32	199.91	102.99
Diluted earnings per share (yen)			
Continuing operations	32	28.53	102.75
Discontinued operation	32	170.91	0.05
Diluted earnings per share	32	199.44	102.80

(iii) Consolidated Statement of Comprehensive Income
Olympus Corporation and Consolidated Subsidiaries
For the fiscal year ended March 31, 2025

(Millions of yen)

	Notes	2024	2025
Profit		242,929	117,855
Other comprehensive income			
Items that will not be reclassified to profit or loss			
Financial assets measured at fair value through other comprehensive income	33	(20)	(78)
Remeasurements of defined benefit plans	33	4,682	3,123
Total of items that will not be reclassified to profit or loss	33	4,662	3,045
Items that may be reclassified to profit or loss			
Exchange differences on translation of foreign operations	33	69,011	(9,630)
Cash flow hedges	33	(177)	2,194
Total of items that may be reclassified to profit or loss	33	68,834	(7,436)
Total other comprehensive income		73,496	(4,391)
Comprehensive income		316,425	113,464
Comprehensive income attributable to:			
Owners of parent		316,062	113,464
Non-controlling interests		363	–
Comprehensive income		316,425	113,464

(iv) Consolidated Statement of Changes in Equity
Olympus Corporation and Consolidated Subsidiaries

For the fiscal year ended March 31, 2024

(Millions of yen)

	Notes	Equity attributable to owners of parent							Non-controlling interests	Total equity
		Share capital	Capital surplus	Treasury shares	Other compo-nents of equity	Other compo-nents of equity related to disposal group held for sale	Retained earnings	Total		
Balance at April 1, 2023		124,643	92,150	(28,086)	77,280	3,034	371,064	640,085	1,149	641,234
Profit							242,566	242,566	363	242,929
Other comprehensive income					76,530	(3,034)		73,496		73,496
Comprehensive income		–	–	–	76,530	(3,034)	242,566	316,062	363	316,425
Share repurchase	24			(180,002)				(180,002)		(180,002)
Disposal of treasury shares	24		(43)	43				0		0
Cancellation of treasury shares	24		(104,795)	104,795				–		–
Dividends from surplus	26						(20,057)	(20,057)	(183)	(20,240)
Transfer from retained earnings to capital surplus			104,855				(104,855)	–		–
Transfer from other components of equity to retained earnings					(4,683)		4,683	–		–
Share-based payment transactions	27		1,457	1,233				2,690		2,690
Equity transactions with non-controlling interests			(1,592)					(1,592)	(1,329)	(2,921)
Total transactions with owners		–	(118)	(73,931)	(4,683)	–	(120,229)	(198,961)	(1,512)	(200,473)
Balance at March 31, 2024		124,643	92,032	(102,017)	149,127	–	493,401	757,186	–	757,186

For the fiscal year ended March 31, 2025

(Millions of yen)

	Notes	Equity attributable to owners of parent						Total equity
		Share capital	Capital surplus	Treasury shares	Other components of equity	Retained earnings	Total	
Balance at April 1, 2024		124,643	92,032	(102,017)	149,127	493,401	757,186	757,186
Profit						117,855	117,855	117,855
Other comprehensive income					(4,391)		(4,391)	(4,391)
Comprehensive income		–	–	–	(4,391)	117,855	113,464	113,464
Share repurchase	24			(100,002)			(100,002)	(100,002)
Disposal of treasury shares	24		(172)	172			0	0
Cancellation of treasury shares	24		(172,499)	172,499			–	–
Dividends from surplus	26					(20,981)	(20,981)	(20,981)
Transfer from retained earnings to capital surplus			172,431			(172,431)	–	–
Transfer from other components of equity to retained earnings					(3,123)	3,123	–	–
Share-based payment transactions	27		641	1,425			2,066	2,066
Total transactions with owners		–	401	74,094	(3,123)	(190,289)	(118,917)	(118,917)
Balance at March 31, 2025		124,643	92,433	(27,923)	141,613	420,967	751,733	751,733

Note: Details of Share capital, Capital surplus, Retained earnings, Treasury shares and Other components of equity are described in Note “24. Share Capital and Other Components of Equity.”

(v) Consolidated Statement of Cash Flows
Olympus Corporation and Consolidated Subsidiaries
For the fiscal year ended March 31, 2025

(Millions of yen)

	Notes	2024	2025
Cash flows from operating activities			
Profit before tax		43,611	159,070
Profit before tax from discontinued operation	41	340,519	61
Depreciation and amortization		65,940	66,456
Impairment losses	16,30	64,568	3,636
Interest and dividend income		(2,376)	(3,308)
Interest expenses		5,409	4,628
Share of loss (profit) of investments accounted for using equity method		358	(466)
Gain on transfer of the Scientific Solutions Business	34,41	(349,037)	–
Decrease (increase) in trade and other receivables		(11,851)	(27,725)
Decrease (increase) in inventories		(19,072)	(3,410)
Increase (decrease) in trade and other payables		(5,935)	(1,926)
Increase (decrease) in retirement benefit liability		1,013	1,408
Decrease (increase) in retirement benefit asset		(3,269)	(1,197)
Increase (decrease) in provisions	20	9,083	(15,225)
Other		43,221	6,338
Subtotal		182,182	188,340
Interest received		2,365	3,296
Dividends received		11	12
Interest paid		(4,803)	(4,194)
Income taxes refund (paid)		(137,390)	3,009
Net cash provided by operating activities		42,365	190,463

(Millions of yen)

	Notes	2024	2025
Cash flows from investing activities			
Purchase of property, plant and equipment		(46,425)	(46,001)
Purchase of intangible assets		(18,199)	(19,208)
Purchase of investment securities		(28)	(8,588)
Proceeds from transfer of the Scientific Solutions Business	34,41	379,091	–
Proceeds from the transfer of the collagen business and dental product sales businesses	34	1,656	–
Proceeds from the transfer of the Orthopedic Business	34,41	–	3,730
Payments for acquisition of subsidiaries	34,40	–	(3,881)
Proceeds from sale of subsidiaries	34	4,472	–
Collection of loans receivable	41	53,373	4,283
Payments for contingent consideration		(2,966)	(4,793)
Expenditures based on share purchase agreement		(43,647)	–
Amount recovered upon cancellation of share purchase agreement		31,110	7,603
Other		1,555	1,386
Net cash provided by (used in) investing activities		359,992	(65,469)
Cash flows from financing activities			
Repayments of lease liabilities	34	(19,518)	(19,302)
Repayments of long-term borrowings	34	(40,000)	(50,035)
Dividends paid	26	(20,057)	(20,981)
Dividends paid to non-controlling interests		(183)	–
Payments for share repurchase		(180,002)	(100,002)
Redemption of bonds	34	(10,000)	(20,000)
Payments for acquisition of interests in subsidiaries from non-controlling interests		(2,921)	–
Other		(3,329)	(1,222)
Net cash used in financing activities		(276,010)	(211,542)
Effect of exchange rate changes on cash and cash equivalents		9,074	(1,853)
Net increase (decrease) in cash and cash equivalents		135,421	(88,401)
Cash and cash equivalents at beginning of period		205,512	340,933
Cash and cash equivalents at end of period	7	340,933	252,532

Notes to the Consolidated Financial Statements
Olympus Corporation and Consolidated Subsidiaries

1. Reporting Entity

Olympus Corporation is a joint stock company located in Japan. The address of its registered head office is Hachioji-shi, Tokyo. Olympus Corporation's consolidated financial statements comprise Olympus Corporation and its subsidiaries (hereinafter, the "Olympus Group") and interests in Olympus Corporation's associates.

The Olympus Group is principally engaged in the manufacturing and sales of endoscopic and therapeutic products. We have changed its reportable segments from the six months ended September 30, 2024. Details of each business are as described in Note "6. Business Segments."

2. Basis of Preparation

(1) Statement of the consolidated financial statements' compliance with IFRS

The consolidated financial statements of the Olympus Group have been prepared in accordance with IFRS issued by the International Accounting Standards Board. Since the requirements for a "Specified Company of Designated International Accounting Standards" set forth in Article 1-2 of the "Regulation on Terminology, Forms, and Preparation Methods of Consolidated Financial Statements" are satisfied, Olympus Corporation adopts the provisions of Article 312 of the same Regulation.

The Japanese language consolidated financial statements for the fiscal year ended March 31, 2025 were approved by Yasuo Takeuchi, Director, Representative Executive Officer, Executive Chairperson and ESG Officer, and Tatsuya Izumi, Executive Officer and CFO, on June 19, 2025.

(2) Functional currency and presentation currency

The Olympus Group's consolidated financial statements are presented in Japanese yen, which is also Olympus Corporation's functional currency, and figures are rounded off to the nearest million yen.

(3) Changes in presentation methods

(Consolidated Statement of Cash Flows)

(Cash flows from operating activities)

As "Loss (gain) on sale and retirement of fixed assets" in "Cash flows from operating activities," which had previously been listed independently in the fiscal year ended March 31, 2024, decreased in significance, it has been included in "Other" from the fiscal year ended March 31, 2025. To reflect this change in the presentation method, the consolidated financial statements for the fiscal year ended March 31, 2024 have been reclassified.

As a result, in the Consolidated Statement of Cash Flows for the fiscal year ended March 31, 2024, the ¥42,765 million presented as "Other" and ¥456 million as "Loss (gain) on sale and retirement of fixed assets" in "Cash flows from operating activities" were reclasssified as ¥43,221 million in "Other."

(Cash flows from investing activities)

As "Proceeds from sale of property, plant and equipment" in "Cash flows from investing activities," which had previously been listed independently in the fiscal year ended March 31, 2024, decreased in significance, it has been included in "Other" from the fiscal year ended March 31, 2025. To reflect this change in the presentation method, the consolidated financial statements for the fiscal year ended March 31, 2024 have been reclassified.

As a result, in the Consolidated Statement of Cash Flows for the fiscal year ended March 31, 2024, the ¥84 million presented as "Other" and ¥1,471 million as "Proceeds from sale of property, plant and equipment" in "Cash flows from investing activities" were reclassified as ¥1,555 million in "Other."

(Cash flows from financing activities)

As “Net increase (decrease) in short-term borrowings and commercial papers” in “Cash flows from financing activities,” which had previously been listed independently in the fiscal year ended March 31, 2024, decreased in significance, it has been included in “Other” from the fiscal year ended March 31, 2025. To reflect this change in the presentation method, the consolidated financial statements for the fiscal year ended March 31, 2024 have been reclassified.

As a result, in the Consolidated Statement of Cash Flows for the fiscal year ended March 31, 2024, the ¥(3,326) million presented as “Other” and ¥(3) million as “Net increase (decrease) in short-term borrowings and commercial papers” in “Cash flows from financing activities” were reclassified as ¥(3,329) million in “Other.”

3. Material Accounting Policies

(1) Basis of consolidation

(i) Subsidiaries

A subsidiary is an entity that is controlled by the Olympus Group. The Olympus Group considers that it has control over an entity when it is exposed or has rights, to variable returns arising from its involvement with the entity, while having the ability to affect those returns through the exercise of its power over the entity. Financial statements of a subsidiary are consolidated from the date on which the Olympus Group obtains control over such subsidiary, until the date on which the control is lost.

All intergroup balances, transactions, unrealized profit or loss arising from intergroup transactions are eliminated on consolidation.

Comprehensive income of the subsidiaries is attributed to the owners of parent and to the noncontrolling interests even if this results in the non-controlling interests having a deficit balance.

Changes in Olympus Corporation’s ownership interests in subsidiaries that do not result in a loss of control are accounted for as equity transactions. Any difference between the adjustment to the noncontrolling interests and the fair value of the consideration is recognized directly in equity attributable to owners of parent.

If the Olympus Group loses control over a subsidiary, any resulting gains or losses shall be recognized in profit or loss.

(ii) Associates

An associate is an entity over which the Olympus Group has significant influence on its financial and operating policies but does not have control or joint control. Investments in associates are accounted for by the equity method from the date the Olympus Group gains significant influence until the date it loses that influence.

Investments in associates include goodwill recognized on acquisition.

(2) Business combinations

Business combinations are accounted for by using the acquisition method.

If the initial accounting for a business combination is incomplete by the end of the reporting period in which a business combination occurs, the items for which the accounting treatment is incomplete are measured at provisional amounts, and adjustments to the provisional amounts are finalized during the measurement period within one year from the acquisition date.

Consideration for an acquisition is measured at the sum of the acquisition-date fair value of the assets transferred, liabilities assumed, and equity instruments issued by the Olympus Group in exchange for the control over the acquiree. Consideration for an acquisition includes contingent consideration. If consideration for an acquisition exceeds the fair value of identifiable assets and liabilities, such excess is recognized as goodwill in the consolidated statement of financial position. If, conversely, the consideration is less than the fair value, the difference shall be directly recognized in profit or loss in the

consolidated statement of profit or loss. In addition, acquisition-related costs incurred shall be recognized in profit or loss.

(3) Foreign currency translations

(i) Foreign currency transactions

Foreign currency transactions are translated into the functional currency of each Group company using the exchange rate at the transaction date or an exchange rate that approximates it. At the end of each reporting period, monetary assets and liabilities denominated in foreign currencies are translated into functional currencies using the exchange rate at the end of the reporting period. Nonmonetary assets and liabilities denominated in foreign currencies measured at fair value are translated into functional currencies using the exchange rate at the date when such fair value was measured. Translation differences arising from translations and settlements are recognized in profit or loss for the period; provided, however, that translation differences arising from financial assets measured at fair value through other comprehensive income are recognized in other comprehensive income.

(ii) Financial statements of foreign operations

Assets and liabilities of foreign operations are translated into Japanese yen using the exchange rates at the end of the reporting period. Income and expenses are translated into Japanese yen using the average exchange rates for the fiscal year unless exchange rates significantly fluctuate during the period. Exchange differences on translation of foreign operations are recognized in other comprehensive income. Such translation differences of foreign operations are recognized in profit or loss for the period in which the foreign operations concerned are disposed of.

(4) Financial instruments

(i) Financial assets

(i) Initial recognition and measurement

The Olympus Group initially recognizes trade and other receivables on the date when they are incurred, and other financial assets at the transaction date when the Olympus Group becomes a party to the contract for the financial assets. At the initial recognition, financial assets are measured at fair value plus transaction costs, except for those measured at fair value through profit or loss.

(ii) Classification and subsequent measurement

The Olympus Group classifies the financial assets at initial recognition as financial assets measured at amortized cost, financial assets measured at fair value through other comprehensive income or financial assets measured at fair value through profit or loss.

(Financial assets measured at amortized cost)

Financial assets are classified into financial assets measured at amortized cost, on the condition that they meet both of the following criteria:

- Financial assets are held based on the business model to hold financial assets for the purpose of collecting contractual cash flows
- Contractual terms associated with financial assets give rise to cash flows on specified dates, consisting only of payment of the principal and interest on the principal balance

Financial assets measured at amortized cost are measured at amortized cost using the effective interest method subsequent to the initial recognition.

(Financial assets measured at fair value through other comprehensive income)

Equity instruments such as shares held mainly for the purpose of maintaining or strengthening business relationships with investees are designated at initial recognition as financial assets measured at fair value through other comprehensive income.

Any change in fair value of equity financial assets measured at fair value through other comprehensive income is recognized in other comprehensive income subsequent to the initial recognition. If such assets are derecognized or the fair value decreases significantly, accumulated other comprehensive income is directly transferred to retained earnings.

Dividends from such financial assets are recognized in profit or loss.

(Financial assets measured at fair value through profit or loss)

Financial assets other than above are classified as financial assets measured at fair value through profit or loss.

Changes in fair value of financial assets measured at fair value through profit or loss are recognized in profit or loss subsequent to the initial recognition.

(iii) Impairment of financial assets

For financial assets measured at amortized cost, the Olympus Group recognizes allowance for doubtful accounts for expected credit losses.

The Olympus Group evaluates at the end of each reporting period whether there is a significant increase in credit risk of financial assets since initial recognition. When there is no significant increase in the credit risk since initial recognition, the amount equal to expected credit losses for 12 months are recognized as allowance for doubtful accounts. When there is a significant increase in credit risk since initial recognition, the amount equal to expected credit losses for the remaining life of the financial assets are recognized as allowance for doubtful accounts.

For trade receivables, contract assets and lease receivables, allowance for doubtful accounts are always recognized at the amount equal to expected credit losses for the remaining life of the assets.

With regard to financial assets on which impairment losses were previously recognized, when the amount of impairment losses decreased due to any event that occurred after the initial recognition of the impairment losses, the previously recognized impairment losses are reversed and recognized in profit or loss.

(iv) Derecognition

A financial asset is derecognized when the contractual rights to the cash flows from the financial asset expire or when the contractual rights to receive the cash flows from the financial asset are assigned and substantially all the risks and rewards of ownership are transferred.

(ii) Financial liabilities

(i) Initial recognition and measurement

The Olympus Group initially recognizes financial liabilities at the transaction date when the Olympus Group becomes a party to the contract for the financial liabilities. All financial liabilities are measured at fair value at initial recognition, whereas financial liabilities measured at amortized cost are measured at the amount less directly attributable transaction costs.

(ii) Classification and subsequent measurement

Financial liabilities are classified into financial liabilities measured at fair value through profit or loss or financial liabilities measured at amortized cost at initial recognition.

Changes in fair value of financial liabilities measured at fair value through profit or loss are recognized in profit or loss subsequent to the initial recognition.

Financial liabilities measured at amortized cost are measured at amortized cost subsequent to the initial recognition, by using the effective interest method. Amortization by the effective interest

method, as well as gains and losses associated with derecognition shall be recognized in profit or loss.

(iii) Derecognition

The Olympus Group derecognizes a financial liability when it is extinguished, namely when the obligation specified in the contract is discharged, cancelled or expires.

(iii) Offsetting financial instruments

Financial assets and liabilities are offset, with the net amount presented in the consolidated statement of financial position, only if the Olympus Group holds a legal right to offset the recognized amounts, and there is an intention to settle on a net basis or to realize the asset and settle the liability simultaneously.

(iv) Derivatives and hedge accounting

The Olympus Group uses derivatives such as forward exchange contracts, interest rate swaps and interest rate currency swap contracts, as hedging instruments against foreign exchange risk and interest rate risk. These derivatives are classified as financial assets measured at fair value through profit or loss and financial liabilities measured at fair value through profit or loss. Derivatives that meet criteria for hedge accounting are designated as hedging instruments, and hedge accounting is applied.

For the application of hedge accounting, the Olympus Group officially makes designation and prepares documentation at the inception of the hedge, regarding the hedging relationship as well as the risk management objectives and strategies. Such document contains hedging instruments, hedged items, the nature of the risks to be hedged and the method for evaluating the hedging effectiveness. The Olympus Group continually evaluates whether the hedging relationship is effective prospectively.

The Olympus Group applies cash flow hedges to interest rate-related and interest rate currency related derivative transactions that meet the criteria for hedge accounting.

Of changes in fair value associated with hedging instruments in cash flow hedges, the effective portion is recognized in other comprehensive income, and recognized in other components of equity until the hedged transaction is executed and recognized in profit or loss. The ineffective portion is recognized in profit or loss.

The amount associated with hedging instruments recognized in other components of equity is transferred to profit or loss, at the point in time when the hedged transaction affects profit or loss. If a hedged item results in the recognition of a non-financial asset or a non-financial liability, the associated amount recognized in other components of equity is accounted for as adjustment to the initial book value of the non-financial asset or the non-financial liability.

When any forecast transaction is no longer expected to occur, hedge accounting is discontinued, and any related cumulative gain or loss that has been recognized as other components of equity is transferred to profit or loss. Even if hedge accounting was discontinued, the amount that had been recognized as other components of equity until hedge accounting was discontinued continues to be recognized in other components of equity until future cash flows occur when these future cash flows are expected to occur.

The Olympus Group does not use fair value hedges or net investment hedges in foreign operations.

(5) Cash and cash equivalents

Cash and cash equivalents comprise cash, readily available deposits, and short-term, highly liquid investments having maturities of three months or less of the date of acquisition that are readily convertible to known amounts of cash and which are subject to an insignificant risk of changes in value.

(6) Inventories

Inventories are measured at the lower of cost or net realizable value. The costs of inventories are calculated principally by using the weighted average method, which include purchase cost, processing cost, and other costs incurred in bringing inventories to their present location and condition. Net realizable value is determined at the estimated selling price in the ordinary course of business less estimated cost required up to the completion of the process and estimated selling expenses.

(7) Property, plant and equipment

Property, plant and equipment is measured by using the cost model and is stated at cost less accumulated depreciation and accumulated impairment losses.

The costs of property, plant and equipment include any costs directly attributable to the acquisition of assets, dismantlement, removal and restoration costs as well as borrowing costs eligible for capitalization.

Except for assets that are not depreciated such as land, each asset is depreciated over its estimated useful life on a straight-line basis. The estimated useful lives of major asset items are as follows (excluding right-of-use assets):

- Buildings and structures: 2 to 50 years
- Machinery and vehicles: 2 to 10 years
- Tools, furniture and fixtures: 2 to 15 years

The estimated useful lives, residual values and depreciation methods are subject to review at the end of each reporting period, and any change is prospectively applied as a change in an accounting estimate.

(8) Goodwill

Goodwill is carried at cost less any accumulated impairment losses.

Goodwill is not amortized and is tested for impairment in each period or whenever there is an indication of impairment. Impairment loss of goodwill is recognized in profit or loss.

Goodwill measurements at initial recognition are presented in “(2) Business combinations.”

(9) Intangible assets

Intangible assets are measured by using the cost model and are carried at cost less accumulated amortization and accumulated impairment losses.

The costs of intangible assets acquired separately include any costs directly attributable to the acquisition of the assets. Intangible assets acquired through business combinations are measured at fair value at the acquisition date. With regard to internally generated intangible assets, of the costs incurred during the development phase, the following are eligible for capitalization and recognized as development costs, whereas such costs that are not eligible are recognized as expenses when incurred.

- The technical feasibility of completing the intangible asset so that it will be available for use or sale.
- Olympus Corporation’s intention to complete the intangible asset and use or sell it.
- Olympus Corporation’s ability to use or sell the intangible asset.
- The intangible asset is likely to create future economic benefits.
- The availability of adequate technical, financial and other resources to complete the development and to use or sell the intangible asset.
- Olympus Corporation’s ability to measure reliably the expenditure attributable to the intangible asset during its development.

Except for intangible assets with indefinite useful lives, each asset is amortized over the estimated useful life on a straight-line basis. The estimated useful lives of major asset items are as follows:

- Capitalized development costs: 4 to 8 years
- Software: 3 to 5 years
- Other: 3 to 15 years

The estimated useful lives and amortization methods are reviewed at the end of each reporting period, and any change is prospectively applied as a change in an accounting estimate.

Intangible assets with indefinite useful lives and those yet to be usable are not amortized and are tested for impairment in each period or whenever there is an indication of impairment.

(10) Leases

(i) Leases as lessee

Olympus Corporation introduces a single lessee accounting model, instead of classifying leases into operating leases and finance leases, and recognizes right-of-use assets representing its rights to use the underlying leased assets and lease liabilities representing its obligations to make lease payments for all leases, in principle.

Lease liabilities are measured at the present value of the total lease payments that are not paid at the commencement date. Right-of-use assets are initially measured at the initial measurement amount of lease liabilities adjusted for any initial direct costs, prepaid lease payments, restoration costs, etc. Right-of-use assets are depreciated on a straight-line method over the shorter of their estimated useful lives and lease terms.
The lease term is estimated based on the non-cancellable period and adjusted for optional periods for which the Olympus Group is reasonably certain to exercise an option to extend or terminate the lease.
Furthermore, lease payments are categorized into amounts equivalent to the principal and interest of lease liabilities, and the amount equivalent to the interest apportioned to each fiscal period is calculated so as to achieve a constant rate of interest on the lease liabilities balance at each period-end, and recognized in profit or loss.
If the contract transfers the right to control the use of an identified asset for a period of time in exchange for a consideration, at the start of the contract, the contract is deemed to be a lease or to contain a lease.
For short-term leases and leases for which the underlying asset is of low value, the Olympus Group does not recognize the right-of-use assets and lease liabilities but recognizes lease payments as expenses.
Right-of-use assets and lease liabilities are included in and presented as “Property, plant and equipment” and “Other financial liabilities” respectively on the consolidated statement of financial position.

(ii) Leases as lessor

Lease transactions involving the transfer of substantially all the risks and rewards associated with the ownership of the leased assets are classified as finance leases, while other types of lease transactions are classified as operating leases.
In finance lease transactions, the present value of gross investments in the lease is recognized as revenue at the commencement of the lease term, and the corresponding amount is recognized as lease receivables. Unearned finance income is apportioned at a constant rate on the net investment over the lease term and recognized as revenue in the period to which it is attributable.
In operating lease transactions, the relevant leased properties are recognized in the consolidated statement of financial position, and lease payments receivable are recognized as revenue over the lease terms on a straight-line method.

(11) Impairment of non-financial assets

For the carrying amount of non-financial assets (excluding inventories, deferred tax assets, retirement benefit assets and non-current assets held for sale), the Olympus Group assesses at the end of each reporting period whether there is an indication of impairment. If any such indication exists, an impairment test is performed. However, goodwill, intangible assets with indefinite useful lives and those yet to be usable are tested for impairment in each period or whenever there is an indication of impairment.

Assets that are not individually tested in impairment testing are integrated into the smallest cash-generating unit that generates cash inflows largely independent of cash inflows from other assets or asset

groups. Corporate assets do not generate independent cash inflows. Therefore, if there is an indication that corporate assets may be impaired, the impairment test is performed based on the recoverable amount of the cash-generating unit to which the corporate assets belong.

The recoverable amount of an asset or cash-generating unit is the higher of its value in use and fair value less cost of disposal. In calculating value in use, estimated future cash flows are discounted to the present value using the pretax discount rate reflecting the time value of money and risks specific to the asset.

Impairment losses are recognized when the carrying amount of an asset or cash-generating unit exceeds its recoverable amount. Impairment losses recognized in association with a cash-generating unit are recognized by first reducing the carrying amount of any allocated goodwill and then are allocated to other assets of the cash-generating unit on a pro-rata basis based on the carrying amount of each asset.

When there is an indication of reversal in respect of impairment losses recognized in prior periods and the recoverable amount of the asset or cash-generating unit exceeds its carrying amount, impairment losses are reversed. The carrying amount after reversal of impairment losses does not exceed the carrying amount that would have been determined when depreciation or amortization had been continued until the reversal occurred if any impairment loss had never been recognized for the asset. Impairment losses associated with goodwill are not reversed.

(12) Non-current assets and discontinued operation held for sale

Non-current assets or disposal groups that will be recovered principally through a sale transaction rather than through continuous use are classified as non-current assets or disposal groups held for sale if it is highly probable that they will be sold within one year, they are immediately available for sale in their current state, and the Olympus Group's management is committed to implementing a plan for their sale.

The Olympus Group shall not depreciate or amortize a non-current asset while it is classified as held for sale or while it is part of a disposal group classified as held for sale, and shall measure a non-current asset or disposal group classified as held for sale at the lower of its carrying amount or fair value less costs to sell.

When businesses that are considered as units on which management decision is made have already been sold or fulfill the requirements to be classified as being held for sale, the Olympus Group classifies those businesses as discontinued operation.

(13) Provisions

Provisions are recognized when the Olympus Group has present obligations as a result of past events, it is highly probable that outflows of economic resources will be occurred to settle the obligations, and reliable estimates of the obligations can be made.

Where time value of money is material, provisions are measured by discounting estimated future cash flows into present value by using the interest rate reflecting the time value of money as well as the risks inherent to the associated liabilities.

(14) Contingent liabilities

With regard to liabilities held by the Olympus Group as of the end of the reporting period that may be incurred, when it cannot be confirmed whether or not those are liabilities as of the end of the reporting period, or when the liabilities do not meet criteria for recognition of provisions, information on such liabilities is provided in the corresponding note on contingent liabilities, unless it is believed that the possibility of an outflow of economic resources by performance of the liabilities is remote at the end of the reporting period.

(15) Government grants

Government grants are recognized at fair value, if there is reasonable assurance that the Olympus Group will comply with the conditions attached to them and that will receive the grants. Government grants associated with expenses are recognized in revenue over the period when the expenses, which the grant is intended to compensate, are incurred. Government grants related to the acquisition of assets are

recognized as deferred income and then recognized in profit or loss over the expected useful life of the relevant asset on a systematic basis.

(16) Employee benefits

(i) Post-employment benefits

The Olympus Group adopts defined benefit pension plans and defined contribution pension plans.

The Olympus Group calculates the present value of defined benefit obligations and associated current service cost as well as past service cost by using the projected unit credit method.

The discount rate used for discounting to the present value of defined benefit obligations is determined by reference to market yields on high quality corporate bonds of which currency and due date are consistent with those of the post-employment benefit obligations.

Asset or liability associated with a defined benefit plan is calculated by subtracting the fair value of plan assets from the present value of defined benefit obligations of each plan.

Any difference due to remeasurement arising from defined benefit pension plans is recognized as other comprehensive income in the period when the difference arose, and immediately transferred to retained earnings. Past service costs are expensed as incurred.

Contributions to defined contribution pension plans are recognized as expenses according to the period during which employees rendered the relevant services.

(ii) Short-term employee benefits

Short-term employee benefits are recognized as expenses in the period in which the employee renders the related service without discounting. When the Olympus Group has present legal or constructive obligations to make payments resulting from past services rendered by the employees and the amount can be estimated reliably, the amount estimated to be paid is recognized as a liability.

(iii) Other long-term employee benefits

The Olympus Group has a special leave system and incentive payment plans according to a specific number of service years as long-term employee benefits other than pension plans. The amount of obligations to other long-term employee benefits is recognized as a liability at the amount calculated by discounting the estimated amount of future benefits earned in exchange for service that employees provided in prior fiscal years and the current fiscal year to the present value.

(17) Equity

Common shares are recognized in share capital at their issue price. Expenses incidental to issuance of common shares are deducted at the amount net of tax effect from equity.

Treasury shares are recognized at cost and deducted from equity. No gain or loss is recognized associated with the purchase, sale or retirement of treasury shares of Olympus Corporation. Any difference between the book value and the consideration received from the sale is recognized in equity.

(18) Stock-based compensation

The Olympus Group has adopted equity-settled stock option plans for directors, executive officers and corporate officers of Olympus Corporation, and senior management of Olympus Corporation and its subsidiaries, with the aim of enhancing awareness toward contributing to sustainable improvement of corporate value as well as further enhancing value sharing with shareholders of Olympus Corporation.

Stock option plans

Stock options are measured at fair value at the grant date and recognized as expenses over the vesting periods with corresponding increases to equity and taking into account the estimated number of options to be vested. The fair value of stock options is calculated using the Black-Scholes model.

Stock compensation system

Olympus Corporation has introduced a subsequent grant-type restricted stock compensation (RSU: Restricted Stock Unit) system and performance-based stock compensation (PSU: Performance Share Unit) system as a stock compensation system. The compensation calculated by reference to fair value of shares of Olympus Corporation is recognized in profit or loss as an expense, and the corresponding amount is recognized as an increase in equity.

(19) Revenue

With regard to contracts with customers, the Olympus Group recognizes revenue by applying the following steps (except for interest and dividend income, etc., under IFRS 9 "Financial Instruments" and lease payments receivable under IFRS 16 "Leases").

Step 1: Identify the contract with the customer

Step 2: Identify the performance obligations in the contract

Step 3: Determine the transaction price

Step 4: Allocate the transaction price to the performance obligations in the contract

Step 5: Recognize revenue when (or as) the entity satisfies a performance obligation

The Olympus Group is principally engaged in the manufacturing and sales of endoscopic, therapeutic and other products. With regard to the sales of these products, the Olympus Group mainly recognizes revenue at the time of delivery of a product since in many cases it considers that the customer obtains control over the product and performance obligations are satisfied at the time of delivery of the product.

Revenue is measured at the amount of promised consideration in contracts with customers less discounts and rebates, and reduced by the amount of sales returns.

(20) Finance income and finance costs

Finance income mainly comprises interest income, dividend income, exchange gains and changes in fair value of financial assets and liabilities measured at fair value through profit or loss. Interest income is recognized as incurred using the effective interest method. Dividend income is recognized when the right to receive payment is established.

Finance costs mainly comprise interest expenses, interest on bonds, exchange losses and changes in fair value of financial assets and liabilities measured at fair value through profit or loss. Interest expenses and interest on bonds are recognized as incurred using the effective interest method.

(21) Income taxes

Income taxes comprise current taxes and deferred taxes. These taxes are recognized in profit or loss, except in cases where they arise from items that are recognized directly in other comprehensive income or equity, and where they arise from business combinations.

(i) Current taxes

Current taxes are measured at an expected amount of taxes to be paid to or refunded from the tax authorities. The tax rates and tax laws used to determine the amount of taxes are tax rates and tax laws that have been enacted, or substantially enacted by the end of the reporting period.

With regard to uncertain tax positions of income taxes, the Olympus Group recognizes the reasonably estimated amount as assets or liabilities, when it is more likely than not, based on interpretations for the purpose of tax laws, that the tax positions will be sustained.

(ii) Deferred taxes

Deferred taxes are recognized for temporary differences, which are differences between the tax bases of assets and liabilities and their carrying amounts for accounting purposes at the end of the reporting period, tax losses carried forward and tax credits carried forward.

Deferred tax assets or liabilities are not recognized for the following cases:

- Taxable temporary differences arising from the initial recognition of goodwill
- Temporary differences on the initial recognition of assets or liabilities arising from a transaction, except a business combination, that affects neither accounting profit nor taxable profit and that arises neither equivalent amount of taxable temporary differences nor deductible temporary differences.
- Taxable temporary differences associated with investments in subsidiaries and associates when the Olympus Group is able to control the timing of the reversal of the temporary difference and it is probable that the temporary difference will not reverse in the foreseeable future.
- Deductible temporary differences associated with investments in subsidiaries and associates when it is probable that the temporary difference will not reverse in the foreseeable future, or when it is not probable that there will be sufficient taxable profits against which the deductible temporary differences can be utilized.

Deferred tax assets are recognized to the extent that it is probable that taxable profits will be available against which deductible temporary differences, unused tax credits carried forward and tax losses carried forward can be utilized. In principle, deferred tax liabilities are recognized for all taxable temporary differences.

In recognizing deferred tax assets, the Olympus Group assesses the probability that deductible temporary differences or tax losses carried forward can be utilized against future taxable profits. In assessing the recoverability of deferred tax assets, the scheduled reversal of deferred tax liabilities, projected taxable profits and tax planning are taken into account.

Deferred tax assets and liabilities are measured based on tax rates and tax laws that have been enacted, or substantially enacted by the end of the reporting period.

Deferred tax assets and liabilities are offset if the Olympus Group has a legally enforceable right to offset current tax assets against current tax liabilities, and they are related to income taxes levied by the same taxation authority on the same taxable entity, or different taxable entities that intend either to settle on a net basis or to realize the tax asset or settle the liability simultaneously.

Olympus Corporation and some of its domestic subsidiaries have adopted the Group Tax Sharing System.

(22) Earnings per share

Basic earnings per share are calculated by dividing profit attributable to owners of parent by the weighted-average number of common shares outstanding, subject to the adjustment to the number of treasury shares for the corresponding period.

Diluted earnings per share are calculated reflecting adjustments for the effect of all potential dilutive common shares.

4. Significant Accounting Estimates and Associated Judgments

In preparing IFRS-based consolidated financial statements, the management is required to make judgments, estimates and assumptions that affect the adoption of accounting policies and the amounts of assets, liabilities, revenues and expenses. Actual results may differ from such estimates.

The estimates and underlying assumptions are reviewed on an ongoing basis and the effect is recognized in the period in which the estimates are revised and in future periods.

Information regarding the judgments made by the Olympus Group that may have material impacts on the consolidated financial statements is as follows:

- Scope of subsidiaries and associates (Note “3. Material Accounting Policies, (1) Basis of consolidation”)
- Accounting for arrangements containing leases (Notes “3. Material Accounting Policies, (10) Leases,” and “36. Leases”)
- Revenue (Notes “3. Material Accounting Policies, (19) Revenue,” and “28. Revenue”)

Information regarding accounting estimates and assumptions that may have material impacts on the consolidated financial statements is as follows:

- Valuation of inventories (Notes “3. Material Accounting Policies, (6) Inventories,” and “9. Inventories”)
  Inventories are measured at cost. However, if net realizable value falls below the cost as of the end of the reporting period, inventories are measured at the net realizable value and any difference is recognized in cost of sales in principle. For unsold inventories that remain outside the operating cycle, the net realizable value, etc. is calculated by reflecting future demand and market trends. If the net realizable value decreased significantly due to a worse market environment than expected, losses may be incurred.

- Impairment of non-financial assets (Notes “3. Material Accounting Policies, (11) Impairment of non-financial assets,” and “16. Impairment of non-financial assets”)
  The Olympus Group tests for impairment of property, plant and equipment, goodwill, and intangible assets in accordance with Note “3. Material Accounting Policies.” In the calculation of the recoverable amount in the impairment test, assumptions are made regarding future cash flows, discount rates, etc. These assumptions are determined based on management’s best estimates and judgment. However, they may be affected by the results of changes in uncertain future economic conditions, and if they require revision, they may have a significant impact on the consolidated financial statements.

- Measurement of provisions (Notes “3. Material Accounting Policies, (13) Provisions,” and “20. Provisions”)
  Provisions are measured based on the best estimates for expenditures as of the fiscal year closing date expected to be required to settle future obligations. Estimates of expenditures expected to be required to settle future obligations are calculated based on a comprehensive consideration of possible future outcomes. Changes in uncertain future economic conditions may affect assumptions used to calculate the provisions. Accordingly, there are risks that such changes could result in significant adjustments to measurements of provisions in the future accounting periods.

- Contingent liabilities (Notes “3. Material Accounting Policies, (14) Contingent liabilities,” and “42. Contingent liabilities”)
  Contingencies are disclosed when an item could have a significant impact on future operations, taking into account all available evidence at the reporting date and considering the likelihood and monetary impact of the event.

- Measurement of defined benefit obligation (Notes “3. Material Accounting Policies, (16) Employee benefits,” and “23. Employee benefits”)
  For defined benefit pension plans, the net value of the defined benefit obligations and the fair value of plan assets is recognized as either liabilities or assets. Defined benefit obligations are calculated based on the same types of assumptions used in the actuarial calculation, which include estimates of the discount rate, the retirement rate, the mortality rate, and the rate of compensation increase. These assumptions are established by comprehensively judging a variety of available information, including market trends, such as interest rate changes. Uncertain future economic conditions or changes in social conditions may affect the assumptions used in the actuarial calculation. Accordingly, there are risks that such changes could result in significant adjustments to the measurements of defined benefit obligations in future accounting periods.

- Recoverability of deferred tax assets (Notes “3. Material Accounting Policies, (21) Income taxes,” and “37. Income taxes”)
  Deferred tax assets are recognized to the extent that it is probable that taxable income will be available against which deductible temporary differences, etc. can be utilized. Judgements on the likelihood that taxable income will be available are made based on the timing and amount of taxable income estimated

based on the business plans including assumptions of the growth rate and operating margin. These estimates are determined based on management's best estimates. However, they may be affected by the results of changes in uncertain future economic conditions and the actual results may differ from these forecasts.

5. New or Amended Standards or Interpretations Not Yet Adopted

The new or amended standards and interpretations that were issued by the date of approval of the consolidated financial statements and that have not been early adopted by the Olympus Group are primarily as follows: The timing of adopting the new IFRS standards by the Olympus Group and the impact of adoption on the Olympus Group's consolidated financial statements is under evaluation.

IFRS Standards		Mandatory adoption (from the fiscal year beginning)	Timing of adoption by the Olympus Group	Description of new standards and amendments
IFRS 18	Presentation and Disclosure in Financial Statements	January 1, 2027	Not determined	Introduces new requirements to improve companies' reporting of financial performance and provide investors with a better basis for analyzing and comparing companies

6. Business Segments

(1) Overview of reportable segments

The business segments of the Olympus Group are the units for which separate financial information is available and according to which review is periodically conducted to decide how to allocate management resources and assess business performance.

In the past, the Olympus Group had three reportable segments: "Endoscopic Solutions," "Therapeutic Solutions," and "Other." However, from the six months ended September 30, 2024, we have changed to two reportable segments: "Endoscopic Solutions" and "Therapeutic Solutions," and have presented the information in the same manner for the fiscal year ended March 31, 2024.

Olympus Corporation entered into a put option agreement with PTCJ-6O Holdings Inc. and PTCJ-6F Holdings Inc. (special purpose companies established by Polaris Capital Group Co., Ltd., collectively, the "Polaris Capital Group"), to transfer Olympus Terumo Biomaterials Corporation and FH Ortho SAS (the "FHO Group"), Olympus's Orthopedic Business, a process that was completed on July 12, 2024.

As a result of the transfer, the financial materiality of the financial information with regard to the previous "Other" will be reduced, and the segment classification has therefore been changed as described above.

From the six months ended September 30, 2024, in accordance with company organization changes and a review of operating results management categories inside the Olympus Group, intersegment revenue that was previously recorded in "Other" are now recorded after being allocated to "Endoscopic Solutions" and "Therapeutic Solutions." Financial information for the fiscal year ended March 31, 2024 has also been restated to reflect the change in categorization.

The principal products and services of each reportable segment are as follows:

Reportable Segment	Principal products and services
Endoscopic Solutions Business	Gastrointestinal endoscopes, surgical endoscopes, medical service
Therapeutic Solutions Business	GI EndoTherapy, urology products, respiratory products, energy devices, ENT products, gynecology products

(2) Revenue, business results and other items for reportable segments

Revenue, business results and other items for reportable segments are as follows: The accounting treatment used for reportable segments is the same as described in Note "3. Material Accounting Policies."

Fiscal year ended March 31, 2024

(Millions of yen)

	Reportable Segment			Other (Note 2)	Adjustment (Notes 3, 4, 5, 6)	Amount on consolidated financial statements
	Endoscopic Solutions	Therapeutic Solutions	Total			
Revenue						
Revenue from outside customers	586,617	337,331	923,948	1,804	–	925,752
Intersegment revenue (Note 1)	35	7	42	–	(42)	–
Total	586,652	337,338	923,990	1,804	(42)	925,752
Operating profit (loss)	104,684	(8,466)	96,218	(287)	(44,544)	51,387
Finance income						2,520
Finance costs						10,296
Profit before tax						43,611
Other items						
Share of profit (loss) of investments accounted for using equity method	(332)	(26)	(358)	–	–	(358)
Depreciation and amortization	41,501	18,184	59,685	193	5,315	65,193
Impairment losses (Note 7)	10,890	44,315	55,205	–	775	55,980
Segment assets	637,036	469,186	1,106,222	3,905	424,089	1,534,216
Investments accounted for using equity method	–	479	479	–	–	479
Capital expenditures	50,674	19,295	69,969	50	9,324	79,343

Notes:
1. Intersegment revenue is based on actual market prices.
2. The amounts recorded in Other are the amounts of business segments not attributable to the reportable segments, such as research and development or exploratory activities related to new businesses.
3. Adjustment for operating profit (loss) is corporate expenses that mainly consist of elimination of transactions among segments, as well as general and administrative expenses and fundamental research expenses that are not attributable to reportable segments.
4. Adjustment for segment assets is the amount related to corporate assets that are not attributable to reportable segments and assets of discontinued operation.
5. Adjustment for depreciation and amortization is the amount of depreciation and amortization related to corporate assets that are not attributable to reportable segments.
6. Adjustment for capital expenditures is the amount of increase in fixed assets related to corporate assets that are not attributable to reportable segments.
7. The operating loss of the Therapeutic solutions segment includes a loss of ¥51,886 million incurred from the discontinuation of manufacturing and sales of Veran Medical Technologies, Inc. products. Details are as described in Note “30. Other Income and Other Expenses.” Such losses include impairment losses of ¥41,704 million. Details are as described in Note “16. Impairment of non-financial assets.”

Fiscal year ended March 31, 2025

(Millions of yen)

	Reportable Segment			Other (Note 2)	Adjustment (Notes 3, 4, 5, 6)	Amount on consolidated financial statements
	Endoscopic Solutions	Therapeutic Solutions	Total			
Revenue						
Revenue from outside customers	636,144	360,658	996,802	530	–	997,332
Intersegment revenue (Note 1)	157	29	186	–	(186)	–
Total	636,301	360,687	996,988	530	(186)	997,332
Operating profit (loss)	141,398	61,453	202,851	(473)	(39,916)	162,462
Finance income						3,449
Finance costs						6,841
Profit before tax						159,070
Other items						
Share of profit (loss) of investments accounted for using equity method	493	(27)	466	–	–	466
Depreciation and amortization	43,466	18,546	62,012	141	4,197	66,350
Impairment losses	2,599	542	3,141	–	495	3,636
Segment assets	672,499	474,492	1,146,991	5,401	280,434	1,432,826
Investments accounted for using equity method	148	334	482	–	–	482
Capital expenditures	56,486	21,588	78,074	5	6,880	84,959

Notes: 1. Intersegment revenue is based on actual market prices.

2. The amounts recorded in Other are the amounts of business segments not attributable to the reportable segments, such as research and development or exploratory activities related to new businesses.

3. Adjustment for operating profit (loss) is corporate expenses that mainly consist of elimination of transactions among segments, as well as general and administrative expenses and fundamental research expenses that are not attributable to reportable segments.

4. Adjustment for segment assets is the amount related to corporate assets that are not attributable to reportable segments.

5. Adjustment for depreciation and amortization is the amount of depreciation and amortization related to corporate assets that are not attributable to reportable segments.

6. Adjustment for capital expenditures is the amount of increase in fixed assets related to corporate assets that are not attributable to reportable segments.

(3) Information about products and services

This information is omitted as similar information has been disclosed in the above tables.

(4) Geographical information

Revenue and non-current assets of the Olympus Group by country or region were as follows:

Revenue

(Millions of yen)

	2024	2025
Japan	117,301	110,529
North America	351,249	413,896
Europe	236,770	254,620
China	106,335	95,738
Asia and Oceania	87,986	93,707
Other	26,111	28,842
Total	925,752	997,332

Notes: 1. Revenue is based on the location of customers, classified by country or region.

2. Major countries or regions other than Japan were as follows:

(1) North America United States, Canada

(2) Europe Germany, United Kingdom, France, etc.

(3) Asia and Oceania Singapore, South Korea, Australia, etc.

(4) Other Central and South America, Africa, etc.

For the fiscal years ended March 31, 2024 and 2025, revenue from external customers in the United States was ¥326,211 million and ¥386,469 million, respectively. In no single country or region other than Japan, the United States and China was revenue from external customers significant in the fiscal years ended March 31, 2024 and 2025.

Non-current assets (excluding financial instruments, deferred tax assets, and retirement benefit assets)

(Millions of yen)

	2024	2025
Japan	138,637	144,602
Americas	202,587	204,644
Europe and Middle East	163,002	161,081
Asia and Oceania	30,122	29,024
Total	534,348	539,351

Notes: 1. Each geographic location is determined on the basis of geographic proximity.

2. Major countries and regions other than Japan were as follows:

(1) Americas United States, Canada, Mexico, and Brazil

(2) Europe and Middle East Germany, United Kingdom, France, etc.

(3) Asia and Oceania Singapore, China, South Korea, Australia, etc.

Within Americas, the balances of non-current assets (except financial instruments, deferred tax assets, and retirement benefit assets) in the United States were ¥199,220 million and ¥198,423 million as of March 31, 2024 and 2025, respectively. Within Europe and Middle East, the balances of non-current assets (except financial instruments, deferred tax assets, and retirement benefit assets) in Germany were ¥62,533 million and ¥66,665 million as of March 31, 2024 and 2025, respectively. The balances of non-current assets (except financial instruments, deferred tax assets, and retirement benefit assets) in any individual country and region other than Japan, the United States, and Germany were not material as of March 31, 2024 and 2025.

(5) Major customers

Information on revenue attributable to major customers for the fiscal years ended March 31, 2024 and 2025 was omitted because revenue attributable to each customer accounted for less than 10% of consolidated revenue.

7. Cash and Cash Equivalents

The breakdown of cash and cash equivalents in the Consolidated Statement of Financial Position is as follows: The balance of “Cash and cash equivalents” in the Consolidated Statement of Financial Position matches with the balance of “Cash and cash equivalents” in the Consolidated Statement of Cash Flows.

(Millions of yen)

	2024	2025
Cash and deposits	148,251	119,221
Short-term investments	192,682	133,311
Cash and cash equivalents in the consolidated statement of financial position	340,933	252,532

8. Trade and Other Receivables

The breakdown of trade and other receivables as of March 31, 2024 and 2025 was as follows:

(Millions of yen)

	2024	2025
Trade notes receivable and trade accounts receivable	152,042	153,752
Other receivables	24,005	17,796
Contract assets	220	347
Lease receivables	86,238	105,382
Allowance for doubtful accounts	(9,142)	(8,894)
Total	253,363	268,383
Current	197,599	204,183
Non-current	55,764	64,200
Total	253,363	268,383

Note: Trade and other receivables are presented net of allowance for doubtful accounts in the consolidated statement of financial position. Current assets of ¥6,056 million and non-current assets of ¥6,697 million are included in "Other receivables" in the fiscal year ended March 31, 2024 as other receivables arising from the termination of the stock acquisition agreement with Taewoong Medical Co., Ltd.

9. Inventories

The breakdown of inventories as of March 31, 2024 and 2025 was as follows:

(Millions of yen)

	2024	2025
Merchandise and finished goods	67,293	77,810
Work in progress	47,764	28,236
Raw materials and supplies	74,973	81,099
Total	190,030	187,145

The amounts of inventories recorded as cost of sales for the fiscal years ended March 31, 2024 and 2025 were ¥229,786 million and ¥234,474 million, respectively.

Write-downs of inventories recognized as expenses for the fiscal years ended March 31, 2024 and 2025 were ¥23,301 million and ¥24,399 million, respectively.

Inventories include materials not expected to be used for manufacturing within 12 months from the end of each fiscal year, but all of them are held within the Olympus Group's normal operating cycle. The corresponding carrying amounts at March 31, 2024 and 2025 were ¥3,471 million and ¥3,270 million, respectively.

10. Other Financial Assets

The breakdown of other financial assets as of March 31, 2024 and 2025 was as follows:

(Millions of yen)

	2024	2025
Financial assets measured at fair value through profit or loss		
Derivative assets	14,358	16,731
Equity securities and others	704	828
Financial assets measured at amortized cost		
Deposits with withdrawal restrictions (Note)	6,677	–
Lease and guarantee deposits	4,457	3,168
Other	10,260	9,431
Financial assets measured at fair value through other comprehensive income		
Equity securities and others	7,552	15,583
Total	44,008	45,741
Current	9,862	2,301
Non-current	34,146	43,440
Total	44,008	45,741

Note: Deposits with withdrawal restrictions are subject to withdrawal restrictions in accordance with the decision by the court associated with the litigation filed against the Olympus Group. In the fiscal year ended March 31, 2025, they were lifted due to a judicial settlement.

11. Other Current Assets and Other Non-current Assets

The breakdown of other current assets and other non-current assets as of March 31, 2024 and 2025 was as follows:

(Millions of yen)

	2024	2025
Prepaid expenses	12,040	13,451
Consumption tax receivables	7,892	9,155
Other	7,331	7,624
Total	27,263	30,230
Current	25,175	28,451
Non-current	2,088	1,779
Total	27,263	30,230

12. Assets Held for Sale

The breakdown of assets held for sale is as follows:

(Millions of yen)

	2024	2025
Assets		
Land	41	299
Buildings and structures	14	150
Total	55	449

Assets categorized as assets held for sale for the fiscal year ended March 31, 2024 are assets, belonging to the Endoscopic Solutions Business segment and Therapeutic Solutions Business segment, and were sold during the fiscal year ended March 31, 2025.

Assets categorized as assets held for sale as of March 31, 2025 are corporate assets and are scheduled for sale within a year from the fiscal year closing date.

13. Property, Plant and Equipment

(1) Changes in property, plant and equipment

The changes in carrying amount, acquisition cost, and accumulated depreciation and accumulated impairment losses of property, plant and equipment were as follows:

Carrying amount

(Millions of yen)

	Buildings and structures	Machinery and vehicles	Tools, furniture and fixtures	Land	Construction in progress	Total
Balance at April 1, 2023	118,289	20,847	67,617	18,157	13,821	238,731
Additions	11,808	6,122	29,395	170	15,033	62,528
Depreciation	(16,342)	(7,352)	(26,781)	(188)	–	(50,663)
Impairment losses	(1,082)	(370)	(1,585)	(887)	(189)	(4,113)
Sales and disposals	(3,746)	(358)	(4,906)	(15)	–	(9,025)
Transfer to assets held for sale	(14)	–	–	(41)	–	(55)
Reclassification	17,004	1,156	5,232	(40)	(22,182)	1,170
Exchange differences on translation of foreign operations	10,668	1,364	8,034	473	657	21,196
Other	77	19	(26)	–	129	199
Balance at March 31, 2024	136,662	21,428	76,980	17,629	7,269	259,968
Additions	14,829	6,980	26,900	217	16,982	65,908
Additions through business combinations	–	–	247	–	–	247
Depreciation	(15,867)	(7,568)	(28,814)	(194)	–	(52,443)
Impairment losses	(410)	(19)	(315)	(55)	(109)	(908)
Sales and disposals	(3,115)	(330)	(4,320)	(53)	–	(7,818)
Transfer to assets held for sale	(150)	–	–	(299)	–	(449)
Reclassification	5,821	1,742	4,022	41	(10,421)	1,205
Exchange differences on translation of foreign operations	(849)	11	(1,071)	(99)	(45)	(2,053)
Decrease due to transfer of business	–	(99)	(357)	(75)	(18)	(549)
Other	64	(11)	140	1	108	302
Balance at March 31, 2025	136,985	22,134	73,412	17,113	13,766	263,410

Notes: 1. No borrowing costs were capitalized for the fiscal years ended March 31, 2024 and 2025.

2. Depreciation of property, plant and equipment is included in “Cost of sales,” “Selling, general and administrative expenses” and “Profit from discontinued operation” on the consolidated statement of profit or loss. Impairment losses are included in “Other expenses” and “Profit from discontinued operation” on the consolidated statement of profit or loss.

3. Changes of carrying amount ¥2,300 million and ¥2,336 million by company housing Olympus Corporation contracted and loaned to employees is recorded “Additions” and “Sales and disposals” of “Buildings and structures” for the fiscal years ended March 31, 2024 and 2025, respectively. And that has no impact on balance.

Acquisition cost

(Millions of yen)

	Buildings and structures	Machinery and vehicles	Tools, furniture and fixtures	Land	Construction in progress	Total
Balance at April 1, 2023	252,867	63,132	293,700	19,444	13,821	642,964
Balance at March 31, 2024	287,726	61,943	325,562	19,364	7,329	701,924
Balance at March 31, 2025	292,784	60,522	310,105	18,327	13,766	695,504

Accumulated depreciation and accumulated impairment losses

(Millions of yen)

	Buildings and structures	Machinery and vehicles	Tools, furniture and fixtures	Land	Construction in progress	Total
Balance at April 1, 2023	134,578	42,285	226,083	1,287	–	404,233
Balance at March 31, 2024	151,064	40,515	248,582	1,735	60	441,956
Balance at March 31, 2025	155,799	38,388	236,693	1,214	–	432,094

(2) Right-of-use assets

The carrying amount of right-of-use assets included in property, plant and equipment by underlying asset type was as follows:

(Millions of yen)

	Buildings and structures	Machinery and vehicles	Tools, furniture and fixtures	Land	Total
Balance at April 1, 2023	43,930	4,325	1,747	160	50,162
Balance at March 31, 2024	46,384	4,660	2,210	132	53,385
Balance at March 31, 2025	47,536	5,133	2,047	156	54,872

Note: Right-of-use assets increased during the fiscal years ended March 31, 2024 and 2025 by ¥14,838 million and ¥17,367 million, respectively.

14. Goodwill and Intangible Assets

(1) Changes in goodwill and intangible assets

The changes in carrying amount, acquisition cost, and accumulated amortization and accumulated impairment losses of goodwill and intangible assets were as follows:

Carrying amount

(Millions of yen)

	Goodwill	Intangible assets			
		Capitalized development costs	Software	Other	Total
Balance at April 1, 2023	181,324	56,820	12,355	47,582	116,757
Additions	–	–	2,395	231	2,626
Additions through internal development	–	15,573	–	–	15,573
Amortization	–	(8,332)	(3,106)	(3,839)	(15,277)
Impairment losses	(24,029)	(9,266)	(31)	(27,129)	(36,426)
Sales and disposals	(1,749)	(15)	(37)	(463)	(515)
Reclassification	–	1,436	422	(1,767)	91
Exchange differences on translation of foreign operations	24,785	3,424	705	4,754	8,883
Other	–	1	(5)	253	249
Balance at March 31, 2024	180,331	59,641	12,698	19,622	91,961
Additions	–	–	4,488	265	4,753
Additions through internal development	–	14,298	–	–	14,298
Additions through business combinations (Note 2)	1,388	–	–	1,732	1,732
Amortization	–	(7,878)	(3,118)	(2,911)	(13,907)
Impairment losses	–	(2,557)	(171)	–	(2,728)
Sales and disposals	–	(43)	(3)	(142)	(188)
Reclassification	–	–	(866)	3	(863)
Exchange differences on translation of foreign operations	(1,528)	(321)	(41)	(81)	(443)
Decrease due to transfer of business	–	(270)	(17)	(412)	(699)
Other	–	46	16	(7)	55
Balance at March 31, 2025	180,191	62,916	12,986	18,069	93,971

Notes: 1. Amortization of capitalized development costs is recorded as “Cost of sales” and “Profit from discontinued operation” on the consolidated statement of profit or loss. Amortization cost excluding capitalized development costs is recorded in “Cost of sales,” “Selling, general and administrative expenses” and “Profit from discontinued operation” on the consolidated statement of profit or loss. Impairment losses are recorded in “Other expenses” and “Profit from discontinued operation” on the consolidated statement of profit or loss.

2. Of additions through business combinations, major component included in “Other” is ¥1,732 million in customer related assets held by Sur Medical SpA. For details on business combinations, please see Note “40. Business Combinations.”

Acquisition cost

(Millions of yen)

	Goodwill	Intangible assets			
		Capitalized development costs	Software	Other	Total
Balance at April 1, 2023	181,324	91,050	62,793	175,249	329,092
Balance at March 31, 2024	180,331	95,191	69,069	179,357	343,617
Balance at March 31, 2025	180,191	102,529	67,469	150,227	320,225

Accumulated amortization and accumulated impairment losses

(Millions of yen)

	Goodwill	Intangible assets			
		Capitalized development costs	Software	Other	Total
Balance at April 1, 2023	–	34,230	50,438	127,667	212,335
Balance at March 31, 2024	–	35,550	56,371	159,735	251,656
Balance at March 31, 2025	–	39,613	54,483	132,158	226,254

(2) Significant intangible assets

Significant intangible assets recognized at March 31, 2024 are technology-related assets arising from the acquisition of Medi-Tate Ltd. by the Olympus Group on May 27, 2021. The carrying amount was ¥9,663 million, and the remaining amortization period was 12 years, as of March 31, 2024.

Significant intangible assets recognized at March 31, 2025 are technology-related assets arising from the acquisition of Medi-Tate Ltd. by the Olympus Group on May 27, 2021. The carrying amount was ¥8,648 million, and the remaining amortization period was 11 years, as of March 31, 2025.

(3) Research and development expenditures recognized as expenses

Research expenses and development costs that do not meet asset recognition criteria are recognized as expenses when incurred. Research and development expenditures recognized as expenses in continuing operations, excluding discontinued operation, in the fiscal years ended March 31, 2024 and 2025 were ¥70,270 million and ¥89,590 million, respectively.

15. Commitments

Commitments to acquire property, plant and equipment and intangible assets subsequent to March 31, 2024 and 2025 were as follows:

(Millions of yen)

	2024	2025
Property, plant and equipment	10,177	24,761
Intangible assets	2,527	112
Total	12,704	24,873

16. Impairment of Non-financial Assets

(1) Impairment losses

The Olympus Group recognizes impairment losses when the recoverable amount of an asset falls below its carrying amount. Impairment losses related to non-financial assets are recorded as “Other expenses” in the consolidated statement of profit or loss.

Business assets are mainly grouped according to business segment, while assets scheduled for disposal are grouped according to the assets to be disposed or sold, and idle assets are grouped individually.

The breakdown of impairment losses by asset type was as follows:

(Millions of yen)

	2024	2025
Property, plant and equipment		
Buildings and structures	540	410
Machinery and vehicles	32	19
Tools, furniture and fixtures	366	315
Land	616	55
Construction in progress	129	109
Goodwill	20,227	–
Intangible assets		
Capitalized development costs	8,348	2,557
Software	–	171
Other	25,722	–
Total	55,980	3,636

Major impairment losses recognized in the fiscal year ended March 31, 2024 were as follows:

(Losses associated with the discontinuation of manufacture and sale of products from Veran Medical Technologies, Inc.)

Following the discontinuation of the manufacture and sale of Veran Medical Technologies, Inc. ("VMT") electromagnetic navigation systems, related non-current assets were written down to their recoverable amount, and an impairment loss of ¥41,704 million was recorded (¥20,227 million for goodwill; ¥16,077 million for technology-related assets; ¥250 million for trademarks; ¥3,601 million for research and development in progress; and ¥1,157 million for license usage rights). Since the completion of the acquisition, the non-current assets related to the manufacture and sale of VMT's products included in Therapeutic solutions segment had been tested for impairment using this business segment as the cash-generating unit, taking into account synergies with other assets in the Therapeutic Solutions Business segment. However, during the fiscal year ended March 31, 2024, it was found that it was difficult to achieve the original goal of early diagnosis and minimally invasive treatment of respiratory diseases in combination with existing respiratory products, which was assumed at the time of acquisition, and it was also found that the products did not meet the quality standards required internally. Due to the decision to terminate the development and sale of VMT's products, the impairment test was performed separately for non-current assets incurred in connection with the acquisition of VMT, rather than on a business segment basis. The recoverable amount was the fair value less costs of disposal and, as the assets are difficult to sell, this amount was zero. It was classified as level 3 in the fair value hierarchy.

VMT was acquired by the Olympus Group in December 2020, with the objective of combining VMT's electromagnetic navigation systems and related devices with Olympus Corporation's bronchoscope systems to enable early diagnosis and minimally invasive therapies for bronchial disease, and drive the growth of the Respiratory business. However, as a result of an independent investigation it became apparent that VMT's technology and products did not conform to the quality standards of the Olympus Group, and accordingly Olympus Corporation discontinued shipments of said products in February 2023, since which time it has been engaged in further analysis and considering how to address the situation going forward. After putting the highest priority on the safety of patients during these deliberations, we concluded that improving the quality for these products to meet Olympus standards would incur enormous costs, and that a resumption of shipments would be significantly delayed at a time when the clinical needs of our customers are undergoing rapid change. Accordingly, on September 6, 2023, we took the decision to discontinue the manufacture and sale of these products. Loss amounts associated with the discontinuation of manufacture and sale of these products are as described in Note "30. Other Income and Other Expenses."

(Impairment losses on development assets and research and development in progress)

Olympus Corporation recognized impairment losses of ¥6,002 million and ¥4,565 million on development assets and research and development in progress, respectively, in the Endoscopic Solutions Business, which were written down to their recoverable amount since Olympus Corporation no longer expects them to generate the expected earnings at the time of acquisition due to such factors as changes in the market environment. Olympus Corporation recognized impairment losses of ¥2,346 million on development assets in the Therapeutic Solutions Business, which were written down to their recoverable amount since Olympus Corporation no longer expects them to generate the expected earnings at the time of acquisition due to such factors as changes in the market environment. The recoverable amount was the fair value less costs of disposal and, as the assets are difficult to sell, this amount was zero. It was classified as level 3 in the fair value hierarchy.

Major impairment losses recognized in the fiscal year ended March 31, 2025 were as follows:

(Impairment losses on development assets)

Olympus Corporation recognized impairment losses of ¥2,110 million and ¥448 million on development assets in the Endoscopic Solutions Business and Therapeutic Solutions Business, respectively, which were written down to their recoverable amount since Olympus Corporation no longer expects them to generate the expected earnings at the time of acquisition due to such factors as changes in the market environment. The recoverable amount was the fair value less costs of disposal and, as the assets are difficult to sell, this amount was zero. It was classified as level 3 in the fair value hierarchy.

(2) Impairment test for goodwill

The breakdown of the carrying amount of goodwill corresponding to cash generating units was as follows:

(Millions of yen)

	2024	2025
Endoscopic solutions segment	32,421	33,048
Therapeutic solutions segment	147,910	147,143
Total	180,331	180,191

The Olympus Group tested goodwill for impairment on March 31, 2024 and 2025.

Individually significant goodwill carried on the consolidated statement of financial position is the goodwill allocated to the Endoscopic solutions segment and Therapeutic solutions segment.

For impairment testing of goodwill, the recoverable amount is measured based on value in use.

Value in use is measured by discounting estimated future cash flows to present value. Estimated future cash flows is primarily based on a business plan approved by the management and considering a growth rate for the period after the term of the business plan.

Business plans have a maximum term of five years as a general rule. Business plans reflect management's assessment of future industry trends as well as historical data, and are prepared based on external and internal information. The estimated future cash flows are determined based on the business plans.

The growth rate for the period after the term of the business plans is determined based on market research reports for the industry in which the cash-generating unit (CGU) operates. The growth rate of "Endoscopic Solutions Business" and "Therapeutic Solutions Business" is 1.7% - 4.7% and 1.5% - 4.8%, respectively, as of March 31, 2024, and 1.7% - 4.7% and 1.9% - 5.8%, respectively, as of March 31, 2025.

The discount rate is based on the pre-tax weighted average cost of capital of the cash-generating unit. The discount rates for the fiscal years ended March 31, 2024 and 2025, were 11.8% and 12.2%, respectively.

The main assumptions in estimating value in use are the growth rate and the operating margin in estimating future cash flows in the five-year business plan, the growth rate for the period after the business plan and the discount rate.

Value in use measured using the above rates amply exceeds the carrying amount of the Endoscopic solutions segment and the carrying amount of the Therapeutic solutions segment, respectively. Olympus Corporation believes that there is a low probability of significant impairment even if the key assumptions used in the impairment testing were to change within a range of reasonable foreseeability.

17. Trade and Other Payables

The breakdown of trade and other payables as of March 31, 2024 and 2025 was as follows:

(Millions of yen)

	2024	2025
Notes and account payable	41,854	40,386
Other payable	20,001	21,029
Total	61,855	61,415

18. Bonds and Borrowings

The breakdown of bonds and borrowings as of March 31, 2024 and 2025 was as follows:

(Millions of yen)

	2024	2025	Average interest rate (%)	Maturity
Current portion of bonds payable	19,986	24,992	0.25	July 2025
Current portion of long-term borrowings	50,002	69,993	0.20	April 2025 to September 2025
Bonds (excluding current portion)	125,264	99,492	1.73	December 2026 to July 2030
Long-term borrowings (excluding current portion)	104,364	34,625	0.70	August 2027 to September 2029
Total	299,616	229,102		
Current	69,988	94,985		
Non-current	229,628	134,117		
Total	299,616	229,102		

Note: The average interest rate is the weighted average interest rate on the ending balance of borrowings.
Bonds and borrowings are classified as financial liabilities measured at amortized cost.

The breakdown of bonds as of March 31, 2024 and 2025 was as follows:

(Millions of yen)

Company	Bond name	Issue date	2024	2025	Interest rate (%)	Maturity date
Olympus Corporation	25th unsecured bonds	December 5, 2019	19,986	–	0.20	December 2024
Olympus Corporation	26th unsecured bonds	July 18, 2020	24,970	24,992	0.25	July 2025
Olympus Corporation	27th unsecured bonds	July 19, 2020	24,917	24,930	0.47	July 2030
Olympus Corporation	Dollar-denominated unsecured bonds due 2026	December 8, 2021	75,377	74,562	2.14	December 2026
Total			145,250	124,484		

The breakdown of long-term borrowings, including current portion, as of March 31, 2024 and 2025 was as follows:

(Millions of yen)

Financial institution	2024	2025	Interest rate (%)	Maturity date
Japanese Bank	13,179	13,237	0.86	September 2029
Japanese Bank	1,477	1,484	0.73	September 2027
Japanese Bank	10,000	10,000	1.38	September 2025
Japanese Bank	9,750	9,823	0.53	August 2027
Japanese Bank	10,000	10,000	1.39	September 2025
Japanese Bank	9,755	9,814	0.55	June 2028
Japanese Bank	49,910	49,992	0.32	April 2025
Japanese Bank	39,992	–	0.25	May 2024
Japanese Bank	10,000	–	0.40	May 2024
Other	303	268		
Total	154,366	104,618		

19. Other Financial Liabilities

The breakdown of other financial liabilities as of March 31, 2024 and 2025 was as follows:

(Millions of yen)

	2024	2025
Financial liabilities measured at fair value through profit or loss		
Derivative liabilities	2,483	1,007
Contingent consideration	7,119	1,689
Financial liabilities measured at amortized cost		
Lease liabilities	60,943	62,465
Other	19,366	19,470
Total	89,911	84,631
Current	27,673	21,829
Non-current	62,238	62,802
Total	89,911	84,631

20. Provisions

The changes in provisions during the fiscal year ended March 31, 2025 were as follows:

(Millions of yen)

	Provision for product warranties	Provision for loss on litigation	Provision for duodenoscope market response	Other	Total
Balance at April 1, 2024	11,080	5,670	5,902	11,028	33,680
Increase during the year	1,394	156	–	1,148	2,698
Decrease (Provisions used)	(3,458)	(5,273)	(325)	(5,023)	(14,079)
Decrease (Provisions reversed)	(1,059)	(117)	(2,897)	(89)	(4,162)
Exchange differences on translation of foreign operations	(17)	150	–	(174)	(41)
Balance at March 31, 2025	7,940	586	2,680	6,890	18,096
Current	7,413	429	2,680	5,479	16,001
Non-current	527	157	–	1,411	2,095
Total	7,940	586	2,680	6,890	18,096

Note: Provision for product warranties included the ¥1,571 million expected to be needed for a voluntary recall of small intestine endoscope systems and provision of ¥2,867 million for market corrective measures for high-flow insufflation units.

(1) Provision for product warranties

For products sold subject to a quality assurance warranty, Olympus Corporation accrues after service cost and recall cost expected to be incurred within the guarantee period. After service cost is calculated using the prescribed standards, based on after service cost actually incurred in the past, and is expected to be expended during the guarantee period (mostly within three years). For recall cost, the amount deemed necessary for recalls was reasonably estimated and recorded as a provision.

(2) Provision for loss on litigation

To provide for losses related to lawsuits or other litigation, in light of progress of the lawsuits, the expected amount of these losses is accounted for based on a reasonable estimate of the amount deemed necessary. These loss provisions are expected to be expended mostly within one year. Decrease (Provisions used) includes the reversal associated with a settlement between consolidated subsidiary Olympus (Shenzhen) Industrial Ltd. and Shenzhen Anpingtai Investment and Development Co., Ltd., following a civil mediation ruling in court to conclude a lawsuit. The amount of reversal of the provision is described in Note “30. Other Income and Other Expenses.”

(3) Provision for duodenoscope market response

Olympus Corporation has decided to voluntarily replace the old type of duodenoscopes with a fixed tip cap with the new type with a removable tip cap, which is easier to clean and disinfect, against the background of obtaining regulatory approval for the new type of duodenoscopes with a removable tip cap in the United States. The amount deemed necessary to carry out this market response was reasonably estimated and recorded as a provision. Decrease (Provisions reversed) is mainly due to a change in the estimate of the amount deemed necessary to carry out responses to the market associated with the change in the target number of replacement to new type products.

21. Other Current Liabilities and Other Non-current Liabilities

The breakdown of other current liabilities and other non-current liabilities as of March 31, 2024 and 2025 was as follows:

(Millions of yen)

	2024	2025
Accrued expenses	130,095	123,269
Contract liabilities	65,616	60,215
Other	25,024	23,739
Total	220,735	207,223
Current	202,203	188,680
Non-current	18,532	18,543
Total	220,735	207,223

22. Government Grants

Government grants included in other current liabilities and other non-current liabilities as of March 31, 2024 and 2025 were as follows:

(Millions of yen)

	2024	2025
Other current liabilities	279	276
Other non-current liabilities	1,473	1,207

Government grants were conditioned on acquiring equipment in a specific medical field in Japan and they are amortized over the useful life of their related assets on a straight-line basis.

There are no unfulfilled conditions or contingencies related to these grants.

23. Employee Benefits

Olympus Corporation and some of its consolidated subsidiaries have established defined benefit corporate pension plans, defined contribution pension plans and lump sum payment plans to fund employees' retirement benefits.

The defined benefit corporate pension plans are cash balance plans that use a point system. In these plans, points are awarded to the plan participants based on their job performance and interest points calculated using an interest crediting rate based on trends in market interest rates accumulate in the participants' hypothetical individual accounts.

The Olympus Group, its pension funds and institutions that manage its plan assets are legally required to faithfully administer and manage plan assets in the aim of providing reliable pension benefits to plan participants into the indefinite future. They fulfill their management responsibilities in accord with basic policies prepared by the funds.

The Olympus Group's retirement benefit plans are exposed to multiple risks, including investment risks associated with plan assets and interest rate risk associated with defined benefit obligations.

(1) Defined benefit plans

(i) Reconciliation of defined benefit obligations

The changes in defined benefit obligations were as follows:

(Millions of yen)

	2024	2025
Balance at April 1	152,636	159,890
Current service cost	5,690	5,637
Past service cost	(9)	–
Interest cost	4,260	4,951
Remeasurements of defined benefit plans		
Actuarial gains and losses arising from changes in demographic assumptions	104	96
Actuarial gains and losses arising from changes in financial assumptions	(5,527)	(9,552)
Other	2,539	268
Contributions by employees	203	228
Benefits paid	(8,682)	(9,828)
Effects of business combinations and disposals	–	(349)
Exchange differences on translation of foreign operations	8,723	(888)
Other	(47)	(51)
Balance at March 31	159,890	150,402

(ii) Reconciliation of fair value of plan assets

The change in the fair value of plan assets during the fiscal years ended March 31, 2024 and March 31, 2025 is presented below.

The Olympus Group conducts a financial verification based on Olympus Corporation's corporate pension rules at the end of every fiscal year to ascertain the extent of any funding deficit and determine whether contributions need to be recalculated.

In the fiscal year ending March 31, 2026, the Olympus Group plans to contribute ¥3,724 million to the plan.

(Millions of yen)

	2024	2025
Balance at April 1	159,248	176,119
Interest income	4,539	5,447
Remeasurements		
Return on plan assets	3,424	(4,775)
Contributions by employer	7,079	3,439
Contributions by employees	204	230
Benefits paid	(7,622)	(8,852)
Exchange differences on translation of foreign operations	9,309	(682)
Other	(62)	186
Balance at March 31	176,119	171,112

(iii) Reconciliation of defined benefit obligations and plan assets

The reconciliation between the defined benefit obligations and plan assets and the retirement benefit liability and asset recognized in the consolidated statement of financial position was as follows:

(Millions of yen)

	2024	2025
Present value of the funded defined benefit obligations	143,972	135,220
Fair value of plan assets	(176,119)	(171,112)
Subtotal	(32,147)	(35,892)
Present value of the unfunded defined benefit obligations	15,918	15,182
Net defined benefit liabilities (assets)	(16,229)	(20,710)
Amounts recognized in the consolidated statement of financial position		
Retirement benefit liability	20,586	19,800
Retirement benefit asset	(36,815)	(40,510)
Net defined benefit liabilities (assets)	(16,229)	(20,710)

(iv) Components of plan assets

The breakdown of plan assets by category was as follows:

(Millions of yen)

	2024	2025
Assets with quoted market prices in an active market		
Japanese equity securities	1,515	1,491
Overseas debt securities	613	–
Cash and cash equivalents	12,821	14,554
Total	14,949	16,045
Assets without quoted market prices in an active market		
Overseas equity securities	6,832	6,271
Overseas debt securities	45,739	45,852
General account for life insurance companies	45,698	43,689
Jointly managed money trust	49,070	46,735
Other (Note 1)	13,831	12,520
Total	161,170	155,067
Total of plan assets	176,119	171,112

Note: 1. Insurance contracts concluded through annuity buy-in transactions included in “Other” amounted to ¥10,927 million and ¥9,551 million as of the end of the fiscal years ended March 31, 2024 and 2025, respectively.

To reliably pay defined benefit obligations into the indefinite future, plan assets in the Olympus Group’s corporate pension funds are managed safely and efficiently in the aim of generating medium- to long-term investment returns in excess of the minimum rate of return required to maintain the plans. To do so, the pension funds carefully ascertain their risk tolerance, determine an optimal asset allocation within those risk constraints and invest in a diversified portfolio of assets.

(v) Matters related to actuarial assumptions

The main significant actuarial assumptions used to measure present value of defined benefit obligations were as follows:

	2024	2025
Discount rate	3.12%	3.74%

(vi) Sensitivity analysis

In the event of a 0.5% change in the discount rate used in the actuarial calculation, the present value of the defined benefit obligations would be affected as shown below. This analysis assumes that all other variables remain constant. In actuality, however, the sensitivity analysis may be affected by changes in other assumptions.

(Millions of yen)

	2024	2025
Discount rate		
0.5% increase (decrease in obligations)	(7,758)	(8,147)
0.5% decrease (increase in obligations)	11,948	9,363

(vii) Weighted average duration

The weighted average durations of the defined benefit obligations were 13.0 years and 12.4 years as of March 31, 2024 and 2025, respectively.

(2) Defined contribution plans

The amounts recognized as expenses related to the defined contribution plans were ¥20,966 million and ¥21,622 million for the fiscal years ended March 31, 2024 and 2025, respectively, and included expenses recognized in relation to the public pension system.

24. Share Capital and Other Components of Equity

(1) Number of authorized shares, issued shares and treasury shares

The changes in the number of authorized shares, issued shares and treasury shares were as follows:

Number of shares

	2024	2025
Authorized shares	4,000,000,000	4,000,000,000
Issued shares (Note 1)		
As of April 1	1,266,178,700	1,215,146,700
Increase or decrease (Note 2) (Note 3)	(51,032,000)	(76,030,400)
As of March 31	1,215,146,700	1,139,116,300
Treasury shares (Note 4)		
As of April 1	12,641,218	49,514,907
Increase or decrease (Note 5) (Note 6)	36,873,689	(38,209,271)
As of March 31	49,514,907	11,305,636

Notes: 1. All of the shares of Olympus Corporation are ordinary shares that have no par value and no limitations on the rights. Issued shares are fully paid.

2. The decrease in the fiscal year ended March 31, 2024, was due to the cancellation of 51,032,000 shares of treasury shares conducted effectively on February 29, 2024.

3. The decrease in the fiscal year ended March 31, 2025, was due to the cancellation of 37,446,500 shares of treasury shares and 38,583,900 shares of treasury shares conducted effectively on April 30, 2024 and January 31, 2025, respectively.

4. Olympus Corporation has adopted stock option plans and utilizes treasury shares for delivery of shares due to exercise. Contract conditions and amounts are described in Note “27. Stock-based Compensation.”

5. The main changes in the fiscal year ended March 31, 2024, were an increase of 51,032,000 shares due to the share repurchase conducted between May 15, 2023, and November 8, 2023 on a delivery date basis, an increase of 37,446,500 shares due to the share repurchase conducted between November 10, 2023, and March 26, 2024 on a delivery date basis,

and a decrease of 51,032,000 shares due to the cancellation of treasury shares conducted effectively on February 29, 2024.

6. The main changes in the fiscal year ended March 31, 2025, were a decrease of 37,446,500 shares due to the cancellation of treasury shares conducted effectively on April 30, 2024, an increase of 38,583,900 shares due to the share repurchase conducted between May 13, 2024, and November 19, 2024 on a delivery date basis, and a decrease of 38,583,900 shares due to the cancellation of treasury shares conducted effectively on January 31, 2025.

(2) Capital surplus

Japan's Companies Act provides that at least one-half of capital paid in or contributed in exchange for newly issued shares is to be classified as share capital and any amount not classified as share capital is to be classified as legal capital surplus included in capital surplus.

Additionally, legal capital surplus may be reclassified as share capital pursuant to a shareholder resolution at a General Meeting of Shareholders.

(3) Retained earnings

Japan's Companies Act provides that one-tenth of the amount of reductions in surplus due to dividend distributions funded by the surplus is to be accumulated as legal capital surplus or legal retained earnings until the total of legal capital surplus and legal retained earnings equals one-quarter of share capital.

Accumulated legal retained earnings may be appropriated to reduce a capital deficit. They may also be utilized pursuant to a shareholder resolution at a General Meeting of Shareholders.

The amount of Olympus Corporation's retained earnings distributable as dividends is measured based on the amount of retained earnings carried on Olympus Corporation's accounting books prepared in accordance with accounting principles generally accepted in Japan.

Additionally, the Companies Act imposes certain restrictions on how the amount of retained earnings distributable as dividends is measured. Olympus Corporation distributes retained earnings within the constraints stipulated by those restrictions.

(4) Other components of equity

The changes in other components of equity were as follows:

(Millions of yen)

	Exchange differences on translation of foreign operations	Cash flow hedges	Financial assets measured at fair value through other comprehensive income	Remeasurements of defined benefit plans	Total
Balance at March 31, 2023	80,656	(3,781)	405	–	77,280
Other comprehensive income	69,011	(177)	(20)	4,682	73,496
Reclassification to retained earnings	–	–	(1)	(4,682)	(4,683)
Transfer to other components of equity related to disposal group held for sale	3,019	–	15	–	3,034
Balance at March 31, 2024	152,686	(3,958)	399	–	149,127
Other comprehensive income	(9,630)	2,194	(78)	3,123	(4,391)
Reclassification to retained earnings	–	–	–	(3,123)	(3,123)
Balance at March 31, 2025	143,056	(1,764)	321	–	141,613

(i) Exchange differences on translation of foreign operations

Exchange differences that arise when foreign operations' financial statements prepared in a foreign currency are consolidated.

(ii) Cash flow hedges

Olympus Corporation hedges to avert the risk of changes in future cash flows. Changes in the fair value of derivatives designated as cash flow hedges are recognized in other comprehensive income to the extent the hedges are deemed effective.

(iii) Financial assets measured at fair value through other comprehensive income

Valuation gains/losses on financial assets measured at fair value through other comprehensive income.

(iv) Remeasurements of defined benefit plans

Changes in defined benefit obligations due to actuarial gains/losses and the effects of changes in actuarial assumptions; they are recognized in other comprehensive income when they occur and immediately transferred from other components of equity to retained earnings.

25. Capital Policy

To enhance its corporate value, the Olympus Group has adopted a basic policy, premised on maintaining a stable financial foundation, of continually returning value to shareholders while placing priority on investing in growth businesses.

The Olympus Group manages all of its equity and interest-bearing debt as components of its capital cost. Cognizant of financial stability and capital efficiency, the Olympus Group aims to improve its credit ratings issued by rating agencies to more readily procure funding globally. The Olympus Group is not subject to any significant capital restrictions (except for general provisions stipulated in Japan's Companies Act).

The Olympus Group has designated adjusted earnings per share (adjusted EPS) as an equity-related key performance indicator. In the company strategy announced on May 12, 2023, the Olympus Group has defined a target of achieving an adjusted EPS CAGR of more than 8% from the fiscal year ended March 31, 2024 through the fiscal year ending March 31, 2026 starting from the fiscal year ended March 31, 2023.

(Yen)

	2024	2025
Adjusted EPS (Notes 1, 2)	83.77	117.17

Notes: 1. This is EPS after adjusting special factors, and the amount differs from the amount shown in Note "32. Earnings per share." In calculating adjusted EPS, other income and other expenses, etc., are excluded from profit, which is the basis for the calculation.

2. The Orthopedic Business has been classified as a discontinued operation from the six months ended September 30, 2024. Due to this, figures for the fiscal year ended March 31, 2024 have also been restated.

26. Dividends

Dividends paid during the fiscal year ended March 31, 2024 were as follows:

Resolution	Class of shares	Total dividends (Millions of yen)	Dividend per share (Yen)	Record date	Effective date
May 12, 2023 Board of Directors	Common stock	20,057	16	March 31, 2023	June 6, 2023

Dividends paid during the fiscal year ended March 31, 2025 were as follows:

Resolution	Class of shares	Total dividends (Millions of yen)	Dividend per share (Yen)	Record date	Effective date
May 10, 2024 Board of Directors	Common stock	20,981	18	March 31, 2024	June 5, 2024

Dividends for which the record date falls in the current fiscal year and the effective date is in the following fiscal year are as follows:

Resolution	Class of shares	Total dividends (Millions of yen)	Dividend per share (Yen)	Record date	Effective date
May 13, 2025 Board of Directors	Common stock	22,556	20	March 31, 2025	June 5, 2025

27. Stock-based Compensation

The Olympus Group has adopted equity-settled stock option plans for directors, executive officers and corporate officers of Olympus Corporation, and senior management of Olympus Corporation and its subsidiaries (hereinafter the "Employees of the Olympus Group") with the aim of enhancing awareness toward contributing to sustainable improvement of corporate value as well as further enhancing value sharing with shareholders of Olympus Corporation.

(1) Stock Options

(i) Overview of stock option plans

Under the stock option plans, grantees are granted 400 shares of common stock of Olympus Corporation per subscription right to shares.

The grants are not subject to vesting conditions, but holders of subscription rights to shares may exercise their subscription rights to shares only during a 10-year period beginning one year from the day after the date on which they vacate their position as a director, executive officer or corporate officers of Olympus Corporation (for those who were appointed the Audit & Supervisory Board Members after vacating their position as a director or corporate officer, the date on which they vacate their position as an Audit & Supervisory Board Member). If not exercised within the exercise period, the options become null and void. Olympus Corporation introduced a restricted stock compensation system and performance-based stock compensation system from the fiscal year ended March 31, 2018, and new application of the stock option plan was suspended No stock options have been granted since such time. The exercise period for stock options already granted ends on July 13, 2046.

(ii) Outline of stock options

	Grant date	Number of shares granted (shares)	Exercise price (Yen)	Exercise period
The first subscription rights to shares	August 26, 2013	160,400	1	From August 27, 2013 to August 26, 2043
The second subscription rights to shares	July 11, 2014	164,000	1	From July 12, 2014 to July 11, 2044
The third subscription rights to shares	July 13, 2015	154,800	1	From July 14, 2015 to July 13, 2045
The fourth subscription rights to shares	July 13, 2016	158,000	1	From July 14, 2016 to July 13, 2046

Note: The number of stock options is presented as the number of underlying shares.

(iii) Movement in number of stock options and weighted average exercise price

	2024		2025	
	Number of equity securities (shares)	Weighted average exercise price (Yen)	Number of equity securities (shares)	Weighted average exercise price (Yen)
Outstanding at beginning of year	302,800	1	282,400	1
Granted	–	–	–	–
Exercised	(20,400)	1	(70,800)	1
Expired	–	–	–	–
Outstanding at end of year	282,400	1	211,600	1
Exercisable at end of year	161,600	1	121,200	1

Notes: 1. The number of stock options is presented as the number of underlying shares.

2. The weighted average share prices of stock options at the time of exercise were ¥2,425 and ¥2,373 for the fiscal years ended March 31, 2024 and 2025, respectively.

3. The weighted average remaining lives of unexercised stock options year were 21.0 years and 20.0 years as of March 31, 2024 and 2025, respectively.

(2) Performance-based stock compensation (PSU: Performance Share Unit) system

(i) Overview of Performance Share Unit (PSU) system (hereinafter the "PSU system")

The PSU system is for executive officers and corporate officers of Olympus Corporation, and the Employees of the Olympus Group (hereinafter the "Eligible Persons").

Under the PSU system, at the beginning of the performance evaluation period, the standard number of common stock units to be delivered after the end of the performance evaluation period is determined based on the amount of basic salary. The number of share units to be allotted is the number of the standard number of common stock units multiplied by the payment rate determined according to the degree of attainment at the end of the performance period. The Eligible Persons wholly transfer their rights to monetary compensation receivable equivalent to the number of such allotted share units as in kind property contributions and receive newly issued shares of Olympus Corporation's common stock. The performance evaluation period is three fiscal years, and the Compensation Committee determines the payment rate within the predetermined range according to the degree of attainment, at the end of the performance evaluation period, of predetermined performance evaluation indicators and targets set by the Compensation Committee. The performance evaluation indicators and targets at the start of the performance evaluation period and the payment rate at the end of the performance evaluation period for corporate officers and the Employees of the Olympus Group are determined by the Representative Executive Officer.

(ii) Number of shares granted during the year and fair value at grant date

The weighted average fair value at the grant date under this plan for the fiscal years ended March 31, 2024 and 2025 were ¥2,257 and ¥2,271, respectively. The number of shares delivered correspond to the directors' standard variable compensation calculated based on their position and adjusted within the predetermined range based on the degree of attainment, as of the end of the three fiscal years, of predetermined performance evaluation targets set by the Compensation Committee or Representative Executive Officer as described above in (2) (i).

(3) Restricted Stock Unit system

(i) Overview of Restricted Stock Unit system (hereinafter the "RSU system")

The RSU system is for directors, executive officers and corporate officers of Olympus Corporation, and the Employees of the Olympus Group (hereinafter the "Eligible Persons").

Under the RSU system, on the condition that the eligible persons remain employed by Olympus Corporation during the vesting period, the eligible persons are granted the right to acquire the predetermined number of shares of Olympus Corporation's common stock based on the amount of basic salary, etc. at the beginning of the transfer restriction period, and receive the said shares at a predetermined time. The Eligible Persons wholly transfer all their rights to monetary compensation claims according to that number of granted units after the end of the vesting period as in kind property contributions and receive newly issued shares of Olympus Corporation's common stock.

RSUs are paid as newly issued shares of the Company's common stock for directors who live in Japan at the time of retirement in principle, and for directors who do not live in Japan after the standard vesting period in their region. The vesting period of RSUs for executive officers, corporate officers and the employees of the Olympus Group was three fiscal years until the fiscal year ended March 31, 2022, and the number of shares equivalent to all the granted units was delivered after the vesting period. From the fiscal year ended March 31, 2023, shares are delivered by one-third of the number of granted units each fiscal year.

(ii) Number of shares granted during the year and fair value at grant date

The weighted average fair value at the grant date under this plan for the fiscal years ended March 31, 2024 and 2025 were ¥2,269 and ¥2,288, respectively. As for the number of shares, Olympus Corporation's common stock determined by Olympus Corporation in advance are delivered after the end of the vesting period as stated in (3) (i) above.

(4) Stock compensation expenses

(Millions of yen)

	2024	2025
Selling, general and administrative expenses	2,579	2,064

28. Revenue

(1) Disaggregation of Revenue

The organization of the Olympus Group has basically consisted of the Endoscopic Solutions Business, Therapeutic Solutions Business, and Other, but, from the six months ended September 30, 2024, the organization has been changed to basically consist of the Endoscopic Solutions Business and Therapeutic Solutions Business.

Olympus Corporation entered into a put option agreement with PTCJ-6O Holdings Inc. and PTCJ-6F Holdings Inc. (special purpose companies established by Polaris Capital Group Co., Ltd., collectively, the "Polaris Capital Group"), to transfer Olympus Terumo Biomaterials Corporation and FH Ortho SAS (the "FHO Group"), Olympus's Orthopedic Business, a process that was completed on July 12, 2024.

As a result of the transfer, the financial materiality of the financial information with regard to the previous "Other" was reduced, and the organizational composition has therefore been changed as described above.

Revenue recorded in Endoscopic Solutions Business and Therapeutic Solutions Business is stated as revenue, as these segments are the units for which separate financial information is available and according to which reporting is periodically conducted to decide how to allocate management resources and assess business performance. Revenue is geographically disaggregated by customer location. Relationship between the disaggregated revenue and revenue of each reportable segment is as follows:

For the fiscal year ended March 31, 2024

(Millions of yen)

	Endoscopic Solutions	Therapeutic Solutions	Other	Total
Japan	71,892	44,495	914	117,301
North America	216,565	134,666	18	351,249
Europe	145,931	90,714	125	236,770
China	74,950	30,748	637	106,335
Asia and Oceania	58,979	28,897	110	87,986
Other	18,300	7,811	–	26,111
Total	586,617	337,331	1,804	925,752
Revenue from contracts with customers	508,888	326,167	1,804	836,859
Revenue from other sources	77,729	11,164	–	88,893

Note: Revenue from other sources includes revenue from lease contracts as defined under IFRS 16.

For the fiscal year ended March 31, 2025

(Millions of yen)

	Endoscopic Solutions	Therapeutic Solutions	Other	Total
Japan	70,462	39,650	417	110,529
North America	258,214	155,600	82	413,896
Europe	157,041	97,579	–	254,620
China	67,926	27,797	15	95,738
Asia and Oceania	62,048	31,643	16	93,707
Other	20,453	8,389		28,842
Total	636,144	360,658	530	997,332
Revenue from contracts with customers	546,437	347,498	530	894,465
Revenue from other sources	89,707	13,160	–	102,867

Note: Revenue from other sources includes revenue from lease contracts as defined under IFRS 16.

(i) Endoscopic Solutions Business

The Endoscopic Solutions Business sells medical devices, including gastrointestinal endoscopes and surgical endoscopes, as well as provides medical services such as lease and repair for these products, to customers who are primarily medical institutions in Japan and overseas.

Regarding the sale of products by the Endoscopic Solutions Business, when control over products is transferred to a customer—at the time Olympus Corporation delivers the products to the customer—the legal title to the products and physical possession of the products, and significant risks and rewards of ownership of the products are transferred to the customer; then Olympus Corporation obtains the right to receive payments from the customer. At that point, Olympus Corporation recognizes the revenue. The revenue from the sale of products is measured in transaction prices related to the contract with the customer. Olympus Corporation receives a consideration for a

transaction primarily within a year after satisfaction of performance obligations, and the consideration does not include a significant financial component. In respect of transactions that consist of multiple components, such as products and maintenance service, Olympus Corporation treats each component as a separate performance obligation when products to sell and services to render have an independent value on their own, and the total transaction amount is proportionally allocated based on the individual sales prices of the components.

In regard to maintenance contracts concerning medical devices, because performance obligations are satisfied over the passage of time, the transaction amount related to the contract with a customer is recognized as revenue spread evenly over the contract period. Generally, Olympus Corporation receives a consideration for a transaction in a lump sum as advance payment at the time the contract is concluded.

Lease transactions for medical devices as the lessor are recorded in accordance with Note "3. Material Accounting Policies, (10) Leases." Olympus Corporation receives lease fees concerning leasing contracts based on payment conditions specified in individual contracts.

(ii) Therapeutic Solutions Business

The Therapeutic Solution Business sells medical devices, including GI EndoTherapy, urology products, respiratory products, energy devices, ENT products, and gynecology products, to customers who are primarily medical institutions in Japan and overseas.

Regarding the sale of products by the Therapeutic Solutions Business, when control over products is transferred to a customer—at the time Olympus Corporation delivers the products to the customer—the legal title to the products and physical possession of the products, and significant risks and rewards of ownership of the products are transferred to the customer; then Olympus Corporation obtains the right to receive payments from the customer. At that point, Olympus Corporation recognizes the revenue. The revenue from the sale of products is measured in transaction prices related to the contract with the customer. Olympus Corporation receives a consideration for a transaction primarily within a year after satisfaction of performance obligations, and the consideration does not include a significant financial component.

Other includes revenues related to business segments not attributable to the reportable segments, such as research and development or exploratory activities related to new businesses.

(2) Contract balances

The balances of receivables from contracts with customers, and contract assets and contract liabilities were as follows:

For the fiscal year ended March 31, 2024

(Millions of yen)

	April 1, 2023	March 31, 2024
Receivables from contracts with customers	137,177	146,956
Contract assets	1,239	220
Contract liabilities	55,533	65,616

For the fiscal year ended March 31, 2025

(Millions of yen)

	April 1, 2024	March 31, 2025
Receivables from contracts with customers	146,956	149,076
Contract assets	220	347
Contract liabilities	65,616	60,215

In the consolidated statement of financial position, receivables from contracts with customers and contract assets are included in trade and other receivables and contract liabilities are included in other current liabilities and other non-current liabilities.

Contract assets are related to consideration for performance that has been completed but not been charged on the reporting date. Contract assets are reclassified to receivables when the right to payment becomes unconditional. Contract liabilities are advances from customers who first made some or all of the payment even though service had not yet been provided to the customer, primarily for maintenance contracts.

The amounts of revenues from continuing operations recognized during the fiscal years ended March 31, 2024 and 2025 which were included in contract liabilities at the beginning of the period were ¥55,521 million and ¥60,102 million, respectively. In addition, for the fiscal years ended March 31, 2024 and 2025, the amounts of revenue recognized from performance obligation satisfied (or partly satisfied) in the previous period are immaterial.

(3) Transaction price allocated to the remaining performance obligations

The amounts of revenue by timing of satisfaction of remaining performance obligations are as follows: Olympus Corporation has applied the practical expedient and does not disclose transactions of which the expected contract period is within one year or less.

(Millions of yen)

	2024	2025
Within 1 year	22,936	21,763
Over 1 year	11,838	11,842
Total	34,773	33,605

29. Selling, General and Administrative Expenses

Major items of selling, general and administrative expenses for the fiscal years ended March 31, 2024 and 2025 were as follows:

(Millions of yen)

	2024	2025
Personnel expenses (Note)	261,625	283,753
Depreciation	34,799	34,410
Advertising and promotion expenses	15,630	17,036

Note: Personnel expenses mainly include wages, bonuses, legal welfare expenses, expenses related to post-employment benefits, and personnel expenses incurred by the development division.

30. Other Income and Other Expenses

(1) Other income

Major items of other income are as follows:

For the fiscal year ended March 31, 2024

There are no significant transactions.

For the fiscal year ended March 31, 2025

(Reversal of provision related to litigation involving consolidated subsidiary)

Following a civil mediation ruling in court to conclude a lawsuit, consolidated subsidiary Olympus (Shenzhen) Industrial Ltd. came to a settlement with Shenzhen Anpingtai Investment and Development Co., Ltd. This led to a ¥874 million reversal of provision that had been recorded in the past based on estimates for losses associated with litigation, etc., which has been recorded in "Other income"

(Compensation income for return of fixed assets)

Consolidated subsidiary, Olympus (Shenzhen) Industrial Ltd. received compensation income of ¥1,170 million in relation to the return of usage rights for land and buildings in Shenzhen City, China, to the government of Shenzhen City, which was recorded in "Other income."

(2) Other expenses

Major items of other expenses are as follows:

For the fiscal year ended March 31, 2024

(Quality-related expenses)

In order to comply with laws and regulations pertaining to the quality of medical devices established by global regulatory authorities, we must strengthen our quality management systems. An expense of ¥23,041 million was incurred in "Other expenses" to ensure we strengthen our global quality management system and to improve targeted areas including complaint handling and response, medical device reporting (MDR), and process design validation.

(Losses associated with the discontinuation of manufacture and sale of products from Veran Medical Technologies, Inc.)

A loss of ¥51,886 million (¥2,337 million for loss on valuation of inventories; ¥41,704 million for impairment loss on non-current assets (Note); ¥7,846 million for expenses related to the voluntary recall of products) associated with the discontinuation of manufacture and sale of products from Veran Medical Technologies, Inc.'s electromagnetic navigation systems was recorded in "Other expenses."

Note: Details of impairment losses on non-current assets are as described in Note "16. Impairment of Non-financial Assets."

(Impairment losses)

Olympus Corporation recognized impairment losses of ¥6,002 million and ¥4,565 million on development assets and research and development in progress, respectively, in the Endoscopic Solutions Business, which were written down to their recoverable amount since Olympus Corporation no longer expects them to generate the expected earnings at the time of acquisition due to such factors as changes in the market environment, and recorded the losses in "Other expenses." Olympus Corporation recognized impairment losses of ¥2,346 million on development assets in Therapeutic Solutions Business, which were written down to their recoverable amount since Olympus Corporation no longer expects them to generate the expected earnings at the time of acquisition due to such factors as changes in the market environment, and recorded the losses in "Other expenses."

(Implementation of career support system for external opportunity)

Olympus Corporation recorded ¥5,851 million in "Other expenses" as expenses incurred in the provision of special additional payment and re-employment support services under the career support system for external opportunity implemented by Olympus Corporation and its group companies.

(Conclusion and cancellation of share purchase agreement)

Effective March 7, 2024, Olympus Corporation reached an agreement with the former shareholders of South Korean medical device manufacturer Taewoong Medical Co., Ltd. to rescind the definitive agreement to acquire shares concluded on February 24, 2023. Olympus Corporation recorded ¥1,966

million in “Other expenses” as expenses related to the conclusion and cancellation of the share purchase agreement.

For the fiscal year ended March 31, 2025

(Quality-related expenses)

In order to comply with quality laws and regulation for medical device of global regulatory authorities, we must strengthen our quality management systems. An expense of ¥19,350 million was incurred in “Other expenses” to ensure we strengthen our global quality management system and to improve targeted areas including complaint handling and response, medical device reporting (MDR), and process design validation.

(Implementation of career support system for external opportunity)

Olympus Corporation recorded ¥2,865 million in “Other expenses” as expenses incurred in the provision of special additional payment and re-employment support services under the career support system for external opportunity implemented by Olympus Corporation and its group companies.

(Impairment losses)

Olympus Corporation recognized impairment losses of ¥2,110 million and ¥448 million respectively on development assets in Endoscopic Solutions Business and Therapeutic Solutions Business, which were written down to their recoverable amount since Olympus Corporation no longer expects them to generate the expected earnings at the time of acquisition due to such factors as changes in the market environment, and recorded the losses in “Other expenses.”

31. Finance Income and Finance Costs

The breakdown of finance income and finance costs for the fiscal years ended March 31, 2024 and 2025 was as follows:

(Millions of yen)

	2024	2025
Finance income		
Interest income		
Financial assets measured at amortized cost	2,361	3,295
Dividends income		
Financial assets measured through other comprehensive income	11	12
Other	148	142
Total	2,520	3,449
Finance costs		
Interest expenses		
Financial liabilities measured at amortized cost	4,571	3,845
Interest on bonds		
Financial liabilities measured at amortized cost	834	782
Foreign exchange loss (Note 1)	4,487	2,020
Other	404	194
Total	10,296	6,841

Notes: 1. Valuation gains or losses on currency derivatives that are not designated as hedges are included in foreign exchange gain or loss.

2. Fee income and expenses arising financial assets measured at amortized cost are immaterial.

32. Earnings per Share

(1) Basic earnings per share and diluted earnings per share

	2024	2025
Basic earnings per share (yen)		
Continuing operations	28.60	102.94
Discontinued operation	171.31	0.05
Basic earnings per share	199.91	102.99
Diluted earnings per share (yen)		
Continuing operations	28.53	102.75
Discontinued operation	170.91	0.05
Diluted earnings per share	199.44	102.80

(2) The basis for calculating basic earnings per share and diluted earnings per share

	2024	2025
Profit used to calculate basic earnings per share and diluted earnings per share		
Profit attributable to owners of parent (Millions of yen)	242,566	117,855
Profit not attributable to owners of parent (Millions of yen)	–	–
Profit used to calculate basic earnings per share (Millions of yen)	242,566	117,855
Continuing operations	34,702	117,800
Discontinued operation	207,864	55
Adjustment to profit (Millions of yen)	–	–
Profit used to calculate diluted earnings per share (Millions of yen)	242,566	117,855
Continuing operations	34,702	117,800
Discontinued operation	207,864	55
The weighted average number of shares of common stock used to calculate basic earnings per share and diluted earnings per share		
The weighted average number of shares of common stock (thousand shares)	1,213,402	1,144,343
Increase in number of shares of common stock		
Subscription rights to shares relating to stock options (thousand shares)	291	263
Common stock relating to PSU (thousand shares)	1,927	970
Common stock relating to RSU (thousand shares)	621	849
The weighted average number of shares of diluted common stock during the period (thousand shares)	1,216,241	1,146,425

33. Other Comprehensive Income

The breakdown of each component of other comprehensive income (including non-controlling interests) for the fiscal years ended March 31, 2024 and 2025 was as follows:

(Millions of yen)

	2024	2025
Items that will not be reclassified to profit or loss		
Financial assets measured at fair value through other comprehensive income		
Amount arising during the year	(60)	(62)
Tax effect	40	(16)
Financial assets measured at fair value through other comprehensive income	(20)	(78)
Remeasurements of defined benefit plans		
Amount arising during the year	6,308	4,413
Tax effect	(1,626)	(1,290)
Remeasurements of defined benefit plans	4,682	3,123
Total of items that will not be reclassified to profit or loss	4,662	3,045
Items that may be reclassified to profit or loss		
Exchange differences on translation of foreign operations		
Amount arising during the year	69,011	(8,317)
Reclassification adjustments	–	(1,156)
Before tax effect	69,011	(9,473)
Tax effect	–	(157)
Exchange differences on translation of foreign operations	69,011	(9,630)
Cash flow hedges		
Amount arising during the year	8,669	2,146
Reclassification adjustments	(8,924)	1,018
Before tax effect	(255)	3,164
Tax effect	78	(970)
Cash flow hedges	(177)	2,194
Total of items that may be reclassified to profit or loss	68,834	(7,436)
Total other comprehensive income	73,496	(4,391)

34. Cash Flow Information

(1) Non-cash transactions

The major non-cash transactions are as follows:

(Millions of yen)

	2024	2025
Right-of-use assets acquired through lease transactions	14,838	17,374

(2) Liabilities arising from financing activities

The changes in liabilities arising from financing activities were as follows:

Fiscal year ended March 31, 2024

(Millions of yen)

	Balance at April 1	Movement due to cash inflows/ outflows from financing activities	Non-cash items			Balance at March 31
			Increase due to new lease	Exchange differences on translation of foreign operations	Other	
Short-term borrowings	3	(3)	–	–	–	–
Bonds (Note)	146,118	(10,000)	–	–	9,132	145,250
Long-term borrowings (Note)	193,936	(40,000)	–	33	397	154,366
Lease liabilities (Note)	57,162	(19,518)	14,838	5,801	2,660	60,943

Note: Balances redeemable within one year are included.

Fiscal year ended March 31, 2025

(Millions of yen)

	Balance at April 1	Movement due to cash inflows/ outflows from financing activities	Non-cash items			Balance at March 31
			Increase due to new lease	Exchange differences on translation of foreign operations	Other	
Short-term borrowings	–	–	–	–	–	–
Bonds (Note 1)	145,250	(20,000)	–	–	(766)	124,484
Long-term borrowings (Note 1)	154,366	(50,035)	–	(2)	289	104,618
Lease liabilities (Notes 1, 2)	60,943	(13,834)	17,374	(617)	(1,401)	62,465

Notes: 1. Balances redeemable within one year are included.

2. Movement due to cash inflows/outflows from financing activities for lease liabilities does not include the portion related to financial liabilities of (¥5,468 million), which is part of the "Repayments of lease liabilities" totaling (¥19,302 million) in the Consolidated Statement of Cash Flows.

(3) Payments for acquisition of business

There is no income or expenses from significant business acquisitions during the fiscal years ended March 31, 2024 and 2025.

(4) Payments for acquisition of subsidiaries

A reconciliation of the consideration paid for the acquisition of subsidiaries and payments for acquisition was as follows:

(Millions of yen)

	2024	2025
Consideration for acquisitions paid in cash	–	(3,896)
Cash and cash equivalents of assets acquired, at the time the Olympus Group obtained control of the subsidiaries	–	15
Payments for acquisition of subsidiaries	–	(3,881)

Note: For details, please see Note "40. Business Combinations."

(5) Loss of control

Fiscal year ended March 31, 2024

(Transfer of Scientific Solutions Business)

(i) Overview of transaction

On August 29, 2022, Olympus Corporation concluded an agreement to transfer all shares of its consolidated subsidiary, Evident Corporation (hereinafter, "Evident"), which operates the Scientific Solutions Business, to K.K. BCJ-66, a special purpose company indirectly owned by funds advised by Bain Capital, and completed the transfer procedures on April 3, 2023. As a result of this, Olympus Corporation lost its control of Evident on the same day.

(ii) Assets and liabilities associated with the loss of control

(Millions of yen)

	Amount
Current assets	118,936
Non-current assets	50,119
Total assets	169,055
Current liabilities	30,657
Non-current liabilities	12,497
Total liabilities	43,154

(iii) Cash flows associated with the loss of control

(Millions of yen)

	Amount
Cash and cash equivalents received as consideration of the loss of control	418,166
Expenses related to transfer of businesses	(2,892)
Cash and cash equivalents of subsidiaries with the loss of control	(36,183)
Proceeds from the transfer of Scientific Solutions Business (Note)	379,091

Note: Proceeds from the transfer of Scientific Solutions Business are included in "Cash flows from investing activities" in the Consolidated Statement of Cash Flows.

(iv) Gain or loss associated with the loss of control

Olympus Corporation recorded a gain of ¥349,037 million associated with the loss of control of Evident in "Profit from discontinued operation" in the Consolidated Statement of Profit or Loss.

(Transfer of Gyrus Medical Limited)

(i) Overview of transaction

On April 21, 2023, Olympus Corporation concluded an agreement to transfer all shares of Gyrus Medical Limited ("GML"), a consolidated subsidiary of Olympus Corporation, to ATL TECHNOLOGY UK HOLDINGS LIMITED.

Olympus Corporation lost its control of GML on the same day that the transfer of shares in accordance with this share transfer agreement was completed.

(ii) Assets and liabilities associated with the loss of control

(Millions of yen)

	Amount
Current assets	2,226
Non-current assets	1,285
Total assets	3,511
Current liabilities	688
Non-current liabilities	17
Total liabilities	705

(iii) Cash flows associated with the loss of control

(Millions of yen)

	Amount
Cash and cash equivalents received as consideration of the loss of control	4,472
Cash and cash equivalents of subsidiaries with the loss of control	(0)
Proceeds from sale of subsidiaries (Note)	4,472

Note: Proceeds from sale of subsidiaries are included in "Cash flows from investing activities" in the Consolidated Statement of Cash Flows.

(iv) Gain or loss associated with the loss of control

Olympus Corporation recorded a gain of ¥115 million associated with the loss of control of GML in "Other income" in the Consolidated Statement of Profit or Loss.

(Transfer of collagen business and dental product sales businesses)

(i) Overview of transaction

On March 28, 2023, Olympus Terumo Biomaterials Corporation, a consolidated subsidiary of Olympus Corporation, concluded a company split agreement with GC Corporation for the transfer of the collagen products development, manufacture and sales business and dental products sales business, which are included in the other businesses of the Olympus Group. The transfer of the businesses in accordance with this agreement was completed on July 3, 2023. As a result, Olympus Corporation lost its control of the collagen business and the dental product sales businesses on that date.

(ii) Assets and liabilities associated with the loss of control

(Millions of yen)

	Amount
Current assets	158
Non-current assets	399
Total assets	557
Current liabilities	28
Non-current liabilities	–
Total liabilities	28

(iii) Cash flows associated with the loss of control

(Millions of yen)

	Amount
Cash and cash equivalents received as consideration of the loss of control	1,769
Expenses related to transfer of businesses	(113)
Proceeds from the transfer of the collagen business and dental product sales businesses (Note)	1,656

Note: Proceeds from the transfer of the collagen business and dental product sales businesses are included in "Cash flows from investing activities" in the Consolidated Statement of Cash Flows.

(iv) Gain or loss associated with the loss of control

Olympus Corporation recorded a gain of ¥1,127 million associated with the loss of control of the collagen business and dental product sales businesses in "Profit from discontinued operation" in the Consolidated Statement of Profit or Loss.

Fiscal year ended March 31, 2025

(Transfer of Orthopedic Business)

(i) Overview of transaction

Olympus Corporation entered into a put option agreement with PTCJ-6O Holdings Inc. and PTCJ-6F Holdings Inc. (special purpose companies established by Polaris Capital Group Co., Ltd., collectively, the "Polaris Capital Group"), to transfer Olympus Terumo Biomaterials Corporation and FH Ortho SAS (the "FHO Group"), Olympus's Orthopedic Business. The transfer of the business in accordance with this agreement was completed on July 12, 2024. As a result of this, Olympus Corporation lost its control of Orthopedic Business on the same day.

(ii) Assets and liabilities associated with the loss of control

(Millions of yen)

	Amount
Current assets	10,122
Non-current assets	2,358
Total assets	12,480
Current liabilities	2,937
Non-current liabilities	1,093
Total liabilities	4,030

(iii) Cash flows associated with the loss of control

(Millions of yen)

	Amount
Cash and cash equivalents received as consideration of the loss of control	5,634
Expenses related to transfer of businesses	(350)
Cash and cash equivalents of subsidiaries with the loss of control	(1,554)
Proceeds from the transfer of Orthopedic Business (Note)	3,730

Note: Proceeds from the transfer of Orthopedic Business are included in "Cash flows from investing activities" in the Consolidated Statement of Cash Flows.

(iv) Gain or loss associated with the loss of control

Olympus Corporation recorded a gain of ¥435 million associated with the loss of control of Orthopedic Business in "Profit from discontinued operation" in the Consolidated Statement of Profit or Loss.

35. Financial Instruments

(1) Credit risk

Credit risk is the risk that a counterparty may default on its contractual obligations resulting in a financial loss for the Olympus Group.

The Olympus Group is mainly exposed to the credit risk of customers and business counterparts on financial assets measured at amortized cost and of financial institutions that are counterparties to derivatives held for hedging foreign currency fluctuations and other financial risks.

The Olympus Group manages credit risk pertaining to financial assets measured at amortized cost by conducting credit investigations on major external customers and controls of due dates and outstanding balances by customers in accordance with internal regulations, while promptly identifying doubtful accounts caused by deteriorated financial conditions, etc., to reduce risks. Credit risk associated with derivatives is reduced by limiting transactions to highly creditworthy financial institutions.

Financial assets measured at amortized cost are mainly classified into "trade receivables" that consist of notes receivable, accounts receivable and lease receivables and "receivables other than trade receivables." The Olympus Group provides allowance for doubtful accounts for each receivable as follows:

"Trade receivables" are classified into three categories: receivables to "debtors that are not facing serious problems in their management conditions," receivables to "debtors that are facing serious problems in repaying their debts," and receivables to "debtors that are bankrupt," according to the debtors'

management and financial conditions at the end of the reporting period. Allowance for doubtful accounts is always recognized at an amount equal to expected credit losses for the remaining life of the assets for each category.

"Debtors that are not facing serious problems in their management conditions" refer to those that have no indication of problems in repaying their debts and no problems in ability to repay their debts. Allowance for doubtful accounts on receivables from the debtors in this category is recorded collectively using a provision ratio based on a historical loan loss ratio and future estimates.

"Debtors that are facing serious problems in repaying their debts" refer to those that are not in a state of bankrupt but are facing, or will likely face, serious problems in repaying their debts. Allowance for doubtful accounts on receivables from the debtors in this category is recorded based on the estimated collectable amount of the respective assets on an individual basis.

"Debtors that are bankrupt" refer to those that are legally or substantially bankrupt or in a state of serious financial difficulty with no prospect of revitalization. Allowance for doubtful accounts on receivables from the debtors in this category is recorded for all receivables excluding assets received as collateral or for credit enhancement.

The Olympus Group evaluates at the end of each reporting period whether there is a significant increase in credit risk of "receivables other than trade receivables" since initial recognition. When there is no significant increase in credit risk since initial recognition, the amount equal to expected credit losses for 12 months is recognized as allowance for doubtful accounts. When there is a significant increase in credit risk since initial recognition, the amount equal to expected credit losses for the remaining life of the financial assets is recognized as allowance for doubtful accounts.

"A significant increase in credit risk" refers to a situation in which there are serious problems in collectability of receivables at the end of the reporting period compared to that at the initial recognition. When evaluating whether or not there is a significant increase in credit risk, the Olympus Group takes into consideration reasonably available and supportable information, such as a debtor's results of operations for past periods and management improvement plan, as well as past due information.

Allowance for doubtful accounts on "receivables other than trade receivables" is recognized using a method to estimate credit losses collectively or individually according to the extent of the debtor's credit risk. However, when the debtors are in serious financial difficulty or legally or substantially bankrupt, allowance for doubtful accounts is recognized using a method to estimate credit losses individually by considering the receivables as credit-impaired financial assets.

Irrespective of the above classification, when it is clear that a financial asset in its entirety or a portion thereof cannot be recovered, such as a legal extinguishment of receivables, the carrying amount of the financial asset is directly amortized.

Information on allowance for doubtful accounts

The carrying amounts of financial assets subject to allowance for doubtful accounts were as follows:

These carrying amounts represent the maximum amount of exposure to credit risk.

(Millions of yen)

Trade receivables	Debtors that are not facing serious problems in their management conditions	Debtors that are facing serious problems in repaying their debts	Debtors that are bankrupt	Total
Balance at March 31, 2024	234,544	4,833	264	239,641
Balance at March 31, 2025	255,713	4,696	254	260,663

There was no significant change that had a material impact on allowance for doubtful accounts for "Trade receivables" as of March 31, 2024 and 2025.

(Millions of yen)

Receivables other than trade receivables	No significant increase in credit risk	Significant increase in credit risk		Total
		Non-credit-impaired financial assets	Credit-impaired financial assets	
Balance at March 31, 2024	40,409	4,559	668	45,636
Balance at March 31, 2025	25,294	4,685	595	30,574

There was no significant change that had material impacts on allowance for doubtful accounts for "Receivables other than trade receivables" as of March 31, 2024 and 2025.

The changes in allowance for doubtful accounts related to above financial assets were as follows:

(Millions of yen)

	Trade receivables	Receivables other than trade receivables		
		No significant increase in credit risk	Significant increase in credit risk	
			Non-credit-impaired financial assets	Credit-impaired financial assets
Balance at April 1, 2023	4,903	4	6,877	613
Increase	667	0	–	2
Decrease	(821)	(4)	(2,320)	(2)
Other	592	1	–	55
Balance at March 31, 2024	5,341	1	4,557	668
Increase	824	–	117	–
Decrease	(1,096)	0	–	(1)
Other	(39)	–	–	(72)
Balance at March 31, 2025	5,030	1	4,674	595

(2) Liquidity risk

Liquidity risk is the risk that the Olympus Group may not be able to repay borrowings or settle other financial liabilities on their due dates.

Borrowings, bonds and other financial liabilities held by the Olympus Group are exposed to liquidity risk. Based on the report from each division, the finance division of the Olympus Group prepares and updates its cash flow plans on a timely basis and keeps its liquidity in hand over a certain ratio of consolidated revenue in order to manage liquidity risk.

Major financial liabilities by maturity date are as follows: Trade and other payables are not included in the tables below as they are settled within one year and their contractual cash flows are nearly equal to the carrying amount.

As of March 31, 2024

(Millions of yen)

	Carrying amount	Contractual cash flows		
		Total	Within 1 year	Over 1 year
Non-derivative financial liabilities				
Bonds and borrowings	299,616	308,505	72,560	235,945
Lease liabilities	60,943	69,950	14,160	55,790
Derivative financial liabilities				
Currency derivatives	2,401	2,401	2,266	135
Interest rate derivatives	82	81	61	20

As of March 31, 2025

(Millions of yen)

	Carrying amount	Contractual cash flows		
		Total	Within 1 year	Over 1 year
Non-derivative financial liabilities				
Bonds and borrowings	229,102	234,935	97,138	137,797
Lease liabilities	62,465	71,227	14,073	57,154
Derivative financial liabilities				
Currency derivatives	1,003	1,000	908	92
Interest rate derivatives	4	4	4	–

The Olympus Group does not expect the cash flows included in the maturity analysis to occur much earlier than anticipated or to differ significantly from the anticipated monetary amounts.

(3) Market risk

Market risk is the risk of fluctuations in fair value or future cash flows of financial instruments because of changes in market prices. Market risk includes foreign exchange risk which arises from changes in foreign exchange rates, interest rate risk which arises from changes in market interest rates and market price fluctuation risk which arises from changes in market prices of listed shares.

(i) Foreign exchange risk

The Olympus Group operates business activities worldwide. Accordingly, financial assets and liabilities arising from transactions denominated in currencies other than the functional currency are exposed to foreign exchange rate fluctuation risk. The Olympus Group mainly uses foreign exchange forward contracts, currency options and currency swaps to reduce the foreign exchange fluctuation risk.

(i) Foreign exchange forward contracts, currency options and currency swaps

The details of foreign exchange forward contracts, currency options and currency swaps were as follows:

(Millions of yen)

	2024		2025	
	Contract amount	Fair value	Contract amount	Fair value
Foreign exchange forward contracts:	112,492	(1,480)	103,991	(405)
U.S. dollar	55,144	(899)	49,469	(91)
Other currency	57,348	(581)	54,522	(314)
Currency options	9,901	(299)	–	–
U.S. dollar	5,402	(194)	–	–
Other currency	4,499	(105)	–	–
Currency swaps	97,761	13,736	96,368	16,133
Receive other currencies / pay Euro	21,505	11	18,929	15
Receive Euro / pay other currencies	551	(1)	2,679	0
Receive U.S. dollar / pay Japanese yen	75,705	13,726	74,760	16,118
Total	220,154	11,957	200,359	15,728

(ii) Sensitivity analysis of currency fluctuation risk

The following table illustrates the impact on profit before tax in the consolidated statement of profit or loss from financial instruments held by the Olympus Group at the end of each fiscal year if the Japanese yen appreciated by 1 Japanese yen against the U.S. dollar and the Euro. This analysis assumes that all other variables are held constant.

(Millions of yen)

	2024	2025
U.S. dollar	(42)	(166)
Euro	(59)	(142)

(ii) Interest rate risk

The Olympus Group's exposure to interest rate risk mainly relates to debt such as borrowings and bonds. Because the amount of interest is affected by fluctuations in market interest rates, the Olympus Group is exposed to interest rate risk of fluctuations in future cash flows of interest.

Mainly to limit an increase in the amount of interest paid in the future due to a rise in interest rates, the Olympus Group raises funds by procuring fixed rate long-term borrowings and issuing bonds at fixed interest rates. If funds are procured through long-term borrowings at a variable interest rate, the Olympus Group endeavors to stabilize cash flows by entering into an interest rate swap contract to receive a variable interest rate and pay a fixed interest rate with financial institutions and virtually fixing the borrowing rate.

Interest rate sensitivity analysis

As for borrowings with variable interest rates held by the Olympus Group at the end of the fiscal year, the amount of effects on profit before tax in the consolidated statement of profit or loss in the event of a 1% increase in interest rates at the end of the fiscal year is as follows: This analysis calculated the amount of effects by multiplying the balance of borrowings with variable interest rates at the end of the fiscal year by 1%. The analysis excludes borrowings with variable interest rates of which interest rates have been fixed by interest rate swap agreements.

(Millions of yen)

	2024	2025
Consolidated statement of profit or loss (profit before tax)	(500)	–

(iii) Market price risk

The Olympus Group holds listed shares for strategic investment purposes, including facilitating business alliances. Market prices of listed shares may fluctuate depending on market economy trends as the prices are determined based on market principles. For listed shares, the Olympus Group regularly checks market prices and the financial status of issuers (business counterparts), while reviewing holding positions continuously in consideration of relationships with business counterparts.

Sensitivity analysis of market price risk

With regard to listed shares held by the Olympus Group at the end of each fiscal year, the following table shows the impact on other comprehensive income (before tax effect) in the consolidated statement of comprehensive income that would result from 1% decline in market prices at the end of each fiscal year. The impact was calculated by multiplying listed shares at the end of each fiscal year by 1% for this analysis.

(Millions of yen)

	2024	2025
Other comprehensive income (before tax effect)	(5)	(4)

(4) Fair value

(i) Fair value hierarchy

Fair value hierarchy is categorized into the following three levels depending on the observability of inputs used in the valuation technique for the measurement.

Level 1: Fair value measured at market prices (unadjusted) in active markets for identical assets or liabilities

Level 2: Fair value measured using observable prices other than those categorized within level 1, either directly or indirectly

Level 3: Fair value measured using a valuation technique which includes inputs that are not based on observable market data

The Olympus Group recognizes transfers of financial instruments between the levels of the fair value hierarchy as if they occurred at the end of each fiscal year. There were no significant financial instruments transferred between the levels for the fiscal years ended March 31, 2024 and 2025.

(ii) Financial instruments measured at fair value

The methods for measuring major financial instruments measured at fair value are as follows:

(Other financial assets and other financial liabilities)

Listed shares are classified as level 1 and stated at market prices valued at the end of each fiscal year.

Unlisted shares are classified as level 3 and stated at the value obtained by using valuation techniques such as the comparable company analysis method.

Derivative assets and liabilities are classified as level 2. Currency derivatives are stated at the value based on forward exchange rates, and interest-rate derivatives are stated at the value obtained based on observable data such as market interest rates, credit risks, and the period up to maturity.

The contingent consideration for business combinations, etc. is classified as level 3 and stated at the estimates of future payability.

The fair value hierarchy of financial instruments measured at fair value is as follows:

As of March 31, 2024

(Millions of yen)

	Level 1	Level 2	Level 3	Total
Financial assets				
Financial assets measured at fair value through profit or loss				
Derivative assets	–	14,358	–	14,358
Equity securities and others	–	–	704	704
Financial assets measured at fair value through other comprehensive income				
Equity securities and others	538	–	7,014	7,552
Financial liabilities				
Financial liabilities measured at fair value through profit or loss				
Derivative liabilities	–	2,483	–	2,483
Contingent consideration	–	–	7,119	7,119

As of March 31, 2025

(Millions of yen)

	Level 1	Level 2	Level 3	Total
Financial assets				
Financial assets measured at fair value through profit or loss				
Derivative assets	–	16,731	–	16,731
Equity securities and others	–	–	828	828
Financial assets measured at fair value through other comprehensive income				
Equity securities and others	424	–	15,159	15,583
Financial liabilities				
Financial liabilities measured at fair value through profit or loss				
Derivative liabilities	–	1,007	–	1,007
Contingent consideration	–	–	1,689	1,689

The changes in financial assets categorized within level 3 were as follows:

(Millions of yen)

	2024	2025
Balance at April 1	7,368	7,718
Gains and losses (Note)		
Profit or loss	(18)	95
Other comprehensive income	(106)	53
Purchases	325	8,587
Sales	(405)	–
Other	554	(466)
Balance at March 31	7,718	15,987

Note: Gains or losses recognized in profit or loss are included in "Finance income" or "Finance costs" in the consolidated statement of profit or loss. Gains or losses recognized in other comprehensive income are included in "Financial assets measured at fair value through other comprehensive income" in the consolidated statement of comprehensive income.

Total gains or losses recognized in profit or loss included a loss of ¥71 million and a gain of ¥95 million on financial instruments held as of the years ended March 31, 2024 and 2025, respectively.

The changes in financial liabilities categorized within level 3 were as follows:

(Millions of yen)

	2024	2025
Balance at April 1	8,226	7,119
Settlement	(3,421)	(6,000)
Change in fair value	1,400	564
Other	914	6
Balance at March 31	7,119	1,689

(iii) Financial instruments measured at amortized cost

The methods for measuring the fair value of major financial instruments measured at amortized cost are as follows: These financial instruments are mainly classified into level 2.

(Cash and cash equivalents, trade and other receivables, and trade and other payables)

Account items to be settled in the short term are stated at their book value because their fair value is nearly equal to their book value.

Lease receivables are stated at the value obtained by calculating the present value of each lease receivable categorized by a specific period, at discounted rates that take into account credit risks and the period up to maturity.

(Other financial assets and other financial liabilities)

Account items to be settled in the short term are stated at their book value because their fair value is nearly equal to their book value.

(Bonds and borrowings)

Bonds and borrowings with fixed interest rates are stated at the value calculated at discounted rates which would be applied to a similar issuance of bonds or similar new loans to generate future cash flows.

Borrowings with variable interest rates are stated at their book value because their fair value is deemed to be nearly equal to their book value, given that they are short-term borrowings reflecting market interest rates, and their credit conditions have not significantly changed since the drawdown.

Short-term borrowings and commercial papers are stated at their book value since they are settled in the short term and their fair value is nearly equal to their book value.

The carrying amount and fair value of major financial instruments measured at amortized cost were as follows: Financial instruments whose carrying amounts approximate fair value are not included in the following table.

(Millions of yen)

	2024		2025	
	Carrying amount	Fair value	Carrying amount	Fair value
Financial assets				
Lease receivables	86,238	86,085	105,382	105,176
Financial liabilities				
Bonds	145,250	139,324	124,484	120,093
Borrowings	94,372	94,225	94,611	93,145

(iv) Equity instruments

Equity instruments such as shares held mainly for the purpose of maintaining or strengthening business relationships with the investees are designated as financial assets measured at fair value through other comprehensive income. The fair values of equity instruments by major issuer were as follows:

(Millions of yen)

Bond name	2024
Delfi Diagnostics, Inc.	3,785
Noah Medical Corporation	2,271
OHARA INC.	538

(Millions of yen)

Bond name	2025
Neptune Medical	5,981
Delfi Diagnostics, Inc.	4,020
Noah Medical Corporation	2,243
Neuspera Medical	1,495
OHARA INC.	424

The fair value at the date of sale and cumulative gains or losses on sales of equity instruments sold during the fiscal year based on Olympus Corporation's policy for equity securities and others held for strategic investment purposes were as follows:

(Millions of yen)

	2024	2025
Fair value at the date of sale	200	–
Cumulative gains or losses on sale	0	–

The breakdown of dividends received recognized from equity instruments was as follows:

(Millions of yen)

	2024	2025
Equity instruments derecognized during the year	0	–
Equity instruments held at the end of year	11	12
Total	11	12

(5) Hedge accounting

The Olympus Group raises a portion of funds through borrowings with variable interest rates and bonds in foreign currencies with fixed interest rates, and is exposed to interest rate risks and foreign exchange risks for foreign currency transactions within that scope. The Olympus Group uses interest rate swaps that virtually converts borrowings with variable interest rates into borrowings with fixed interest rates and interest rate and currency swaps that virtually converts bonds in foreign currencies with fixed interest rates into fixed rate bonds denominated in Japanese yen in order to hedge interest rate risk. The Group applies hedge accounting by designating the interest rate swaps as cash flow hedges.

For interest rate swaps, the notional amount, term (maturity) and underlying data for interest rate of the hedging instrument and the hedged item are to be matched, in principle. No ineffective portion was recognized as of March 31, 2024 and 2025.

For interest rate and currency swaps, the amount recognized in net gain or loss on the ineffective portion of the hedge for the fiscal year ended March 31, 2025, is not material.

A summary of interest rate swaps and interest rate and currency swaps designated as cash flow hedge was as follows:

As of March 31, 2024

(Millions of yen)

	Notional amount	Over 1 year	Carrying amount (Note)		Interest rate
			Assets	Liabilities	
Interest rate swaps	10,000	10,000	–	82	Variable rate receipt: 6-month Japanese yen TIBOR Fixed rate payment: 1.3815%
Interest rate and currency swaps	75,705	75,705	13,727	–	Fixed rate receipt: U.S. dollar 2.143% Fixed rate payment: Japanese yen 0.6975%

As of March 31, 2025

(Millions of yen)

	Notional amount	Over 1 year	Carrying amount (Note)		Interest rate
			Assets	Liabilities	
Interest rate swaps	10,000	–	–	4	Variable rate receipt: 6-month Japanese yen TIBOR Fixed rate payment: 1.3815%
Interest rate and currency swaps	74,760	74,760	16,118	–	Fixed rate receipt: U.S. dollar 2.143% Fixed rate payment: Japanese yen 0.6975%

Note: The amounts in the consolidated statement of financial position are recorded in “Other financial assets” or “Other financial liabilities” of each current and non-current based on their maturity date.

The cash flow hedge reserve (before tax effect) regarding the above table was as follows:

(Millions of yen)

	2024	2025
Interest rate swaps	(82)	(4)
Interest rate and currency swaps	(5,622)	(2,536)

Cash flow hedges recognized in the consolidated statement of comprehensive income and other comprehensive income (before tax effect) were as follows:

Fiscal year ended March 31, 2024

(Millions of yen)

	Changes in the fair value recognized in other comprehensive income	Amount of reclassification adjustment from cash flow hedge to profit or loss (Note)
Interest rate swaps	(11)	78
Interest rate and currency swaps	8,680	(9,002)

Fiscal year ended March 31, 2025

(Millions of yen)

	Changes in the fair value recognized in other comprehensive income	Amount of reclassification adjustment from cash flow hedge to profit or loss (Note)
Interest rate swaps	18	60
Interest rate and currency swaps	2,128	958

Note: The amounts included in the consolidated statement of profit or loss are recorded in “Finance income” or “Finance costs.”

(6) Transfer of financial instruments

Transferred financial assets that are not derecognized in their entirety

The Olympus Group transfers a part of trade receivables to a third party in order to diversify fundraising channels and conduct stable fund procurement. The third party has recourse only to the transferred assets upon the debtors’ default and cannot claim other assets of the Olympus Group. While the Olympus Group does not bear bad debt risk on a certain portion of the transferred receivables due to a contract with the third party, the full amount has been recognized in the consolidated statement of financial position because the financial assets in their entirety do not qualify for derecognition. The proceeds which arising on the transfer of the assets have been recorded as the associated liabilities and are settled when a payment is made for the transferred assets. The Olympus Group cannot use the transferred assets until the payment is made.

The carrying amounts of transferred assets and the associated liabilities when the Olympus Group continues to recognize all of the transferred assets as of March 31, 2024 and 2025 are as follows: They are recognized in “Trade and other receivables” and “Other financial liabilities,” respectively, in the consolidated statement of financial position.

(Millions of yen)

	2024	2025
Transferred financial assets	1,248	29
Related liabilities	1,248	29
Net position of transferred financial assets	–	–

Note: The fair values are equivalent to the carrying amounts in the above table.

36. Leases

(1) Lessor

The Olympus Group leases endoscopes and other equipment under finance leases. It also leases endoscopes and other equipment, and property owned by Olympus Corporation as operating leases.

The business conditions of the customers, equipment usage, etc. are monitored regularly in order to manage the risks for the assets.

The breakdown of revenue under finance leases from continuing operations was as follows:

(Millions of yen)

	2024	2025
Lease income (loss)	19,152	24,086
Interest income	4,372	5,437

The breakdown of future lease payments receivable under finance leases was as follows:

(Millions of yen)

	2024	2025
Undiscounted lease payments to be received		
Within 1 year	39,375	44,453
More than 1 year, but within 2 years	23,657	27,999
More than 2 years, but within 3 years	14,104	19,344
More than 3 years, but within 4 years	6,133	9,456
More than 4 years, but within 5 years	2,569	3,362
More than 5 years	420	312
Total	86,258	104,926
Unguaranteed residual value	8,273	10,198
Unearned finance income	(8,293)	(9,742)
Net investment in the lease	86,238	105,382

The breakdown of revenue under operating leases from continuing operations was as follows:

(Millions of yen)

	2024	2025
Lease income	30,844	29,411
Variable lease payments (Note)	15,402	16,594

Note: Income that is not determined by an index or a rate.

The breakdown of future lease payments receivable under operating leases from continuing operations was as follows:

(Millions of yen)

	2024	2025
Within 1 year	17,348	16,491
More than 1 year, but within 2 years	10,306	10,390
More than 2 years, but within 3 years	4,732	5,038
More than 3 years, but within 4 years	2,228	2,481
More than 4 years, but within 5 years	1,223	1,365
More than 5 years	526	383
Total	36,363	36,148

(2) Lessee

The Olympus Group rents properties and other equipment as lessee.

Certain of the lease transactions have renew/purchase options or escalation clauses, but there are no significant restrictions on dividends, additional borrowings and additional leases provided by the lease contracts.

In addition, some lease contracts contain extension options and termination options.

There were no material leases that have not yet commenced among lease contracts concluded by the Olympus Group as of March 31, 2024 and 2025.

The book value of right-of-use assets by type of underlying asset and the increase in right-of-use assets are described in Note "13. Property, Plant and Equipment."

The total amount of cash outflows related to leases were ¥22,863 million and ¥22,362 million for the fiscal years ended March 31, 2024 and 2025, respectively.

The breakdown of lease-related income and expenses for lessee of continuing operations were as follows:

(Millions of yen)

	2024	2025
Revenue from sublease of right-of-use assets	7	3
Depreciation of right-of-use assets by underlying asset class		
Land	188	194
Buildings and structures	8,969	7,821
Machinery and vehicles	2,980	3,435
Tools, furniture and fixtures	875	806
Interest expense under lease obligations	1,850	2,085
Expenses under short-term leases	732	499
Expenses under leases of low-value asset	1,078	954

Note: The balance of lease liabilities by date is described in Note "35. Financial Instruments."

37. Income Taxes

(1) Deferred tax assets and liabilities

The breakdown of major deferred tax assets and liabilities by cause was as follows:

(Millions of yen)

	2024	2025
Deferred tax assets		
Inventories	7,387	7,926
Prepaid expenses	11,315	8,263
Accrued bonuses	7,219	6,112
Accrued expenses	5,776	6,433
Unrealized intercompany profits	19,385	20,222
Property, plant and equipment	12,413	10,798
Intangible assets	3,077	2,619
Interest rate swaps	25	1
Deferred gains or losses on hedges	1,721	776
Retirement benefit liability	1,221	2,543
Loss carryforwards	5,783	5,213
Lease liabilities	15,705	14,177
Provision for product warranties	12,284	9,034
Other	7,348	4,697
Total	111,159	98,815
Deferred tax liabilities		
Property, plant and equipment	(8,874)	(10,758)
Financial assets measured at fair value through other comprehensive income	(146)	(155)
Retirement benefit asset	(7,860)	(8,825)
Fair value differences on acquisition	(3,372)	(3,108)
Capitalized development costs	(9,452)	(5,055)
Retained profit of overseas subsidiaries	(2,036)	(2,454)
Right-of-use assets	(14,283)	(13,225)
Other	(4,801)	(3,466)
Total	(50,824)	(47,046)
Net deferred tax assets and liabilities	60,335	51,768

(Amendments to IAS 12 “Income Taxes”)

The Olympus Group has applied “International Tax Reform — Pillar Two Model Rules” (Amendments to IAS 12 “Income Taxes”) effective for the fiscal year ended March 31, 2024. The amendment clarifies that IAS 12 applies to income taxes arising from tax laws enacted or substantively enacted to implement the BEPS’s Pillar Two GloBE Rules (global minimum tax) by OECD. However, this standard makes a temporary exception that requires an entity not to recognize or disclose information about deferred tax assets and liabilities related to the income taxes arising from the global minimum tax rules. The Olympus Group has applied the exception defined in IAS 12 and does not recognize or disclose information about deferred tax assets and liabilities related to the income taxes arising from the global minimum tax rules.

Loss carryforwards, deductible temporary differences and tax credits carried forward for which deferred tax assets have not been recognized were as follows: The tax base is presented.

(Millions of yen)

	2024	2025
Loss carryforwards	4,671	4,929
Deductible temporary differences	16,903	13,761
Tax credits carried forward	1,112	1,023
Total	22,686	19,713

Loss carryforwards for which deferred tax assets have not been recognized and expires as follows:

(Millions of yen)

	2024	2025
Within 4th year	–	–
5th year and thereafter	4,671	4,929
Total	4,671	4,929

Olympus Corporation does not recognize deferred tax liabilities for the temporary differences associated with undistributed profits of subsidiaries when Olympus Corporation is able to control the timing of the reversal of the temporary difference and it is probable that the temporary difference will not reverse in the foreseeable future. Total temporary differences associated with the undistributed profits of subsidiaries which have not been recognized as deferred tax liabilities (income base) were ¥310,790 million and ¥358,223 million as of March 31, 2024 and 2025, respectively.

(2) Income tax expenses

The breakdown of income tax expenses was as follows:

(Millions of yen)

	2024	2025
Current tax expenses (Notes 1, 2)	34,814	34,749
Deferred tax expenses (Notes 3, 4, 5)	(26,268)	6,521
Total of income tax expenses	8,546	41,270

Notes: 1. The current tax expense includes tax losses which were previously not recorded, tax credits or benefits resulting from temporary differences for prior periods. Consequently, the current tax expense for the fiscal years ended March 31, 2024 and 2025 decreased by ¥2,423 million and ¥3,062 million, respectively. In addition, the current tax expense for the fiscal year ended March 31, 2025 includes the corporation tax for the previous fiscal year of ¥1,109 million.

2. The amount of income taxes for global minimum tax included in current tax expenses for the fiscal year ended March 31, 2025 was ¥4,743 million.

3. The deferred tax expense includes tax losses which were previously not recorded, tax credits or benefits resulting from temporary differences for prior periods. Consequently, the deferred tax expense decreased by ¥552 million for the fiscal year ended March 31, 2024 and increased by ¥200 million for the fiscal year ended March 31, 2025, respectively.

4. The deferred tax expense includes devaluation of deferred tax assets and the reversal of devaluation of deferred tax assets which was previously recorded (assessment of recoverability of deferred tax assets). Consequently, the deferred tax expense decreased by ¥508 million and ¥2,595 million for the fiscal year ended March 31, 2024 and 2025, respectively.

5. The deferred tax expense increased by ¥867 million for the fiscal year ended March 31, 2024 and by ¥137 million for the fiscal year ended March 31, 2025 due to the effect of changes in tax rates in Japan and overseas.

(3) Income taxes recognized in other comprehensive income

Income taxes recognized in other comprehensive income are presented in Note “33. Other Comprehensive Income.”

(4) Reconciliation of effective tax rate

Reconciliation of the effective statutory tax rate and the average actual tax rate for the fiscal years ended March 31, 2024 and 2025 is as follows:

Olympus Corporation's income taxes mainly include corporation tax, inhabitant tax and enterprise tax. The effective statutory tax rates calculated based on these taxes were 30.6% and 30.6% for the fiscal years ended March 31, 2024 and 2025, respectively. Overseas subsidiaries are subject to income taxes of the countries in which they operate.

	2024	2025
Effective statutory tax rate	30.6%	30.6%
Non-deductible expense, such as entertainment expenses	8.7	1.9
Non-taxable income, such as dividend income	(4.0)	(0.2)
Tax credit for experimental research cost and others	(8.9)	(2.7)
Different tax rates applied to subsidiaries	(1.0)	(5.3)
Subsidiaries reserve	(4.4)	0.7
Change in unrecognized deferred tax assets and liabilities	(10.7)	(3.5)
Change in deferred tax assets at the end of fiscal year due to changes in tax rates	2.4	0.1
Effects of organizational restructuring	6.7	5.6
Other	0.3	(1.3)
Average actual tax rate	19.6%	25.9%

38. Major Subsidiaries

(1) Structured entities

Major subsidiaries as of March 31, 2025 were as described in "I. Company Overview, 4. Subsidiaries and Affiliates."

(2) Significant subsidiaries having non-controlling interests

During the fiscal years ended March 31, 2024 and 2025, there was no individually significant subsidiary having non-controlling interests.

39. Related-party Transactions

(1) Related-party transactions

Fiscal year ended March 31, 2024

	Name	Ownership (owned) ratio of voting rights, etc. (%)	Relationship with the relevant party	Description of transaction	Amount of transaction (Millions of yen)	Account	Balance at end of year (Millions of yen)
Officer	Yasuo Takeuchi	Ownership Direct 0.0	Director, Representative Executive Officer, Executive Chairperson and ESG Officer	Contribution in kind of monetary compensation claims (Note 3)	303	–	–
Officer	Jose Ignacio Abia Buenache	Ownership Direct 0.0	Executive Officer and CSO (Note 1)	Contribution in kind of monetary compensation claims (Note 3)	241	–	–
Officer	Stefan Kaufmann	Ownership Direct 0.0	Director, Representative Executive Officer, President and CEO	Contribution in kind of monetary compensation claims (Note 3)	230	–	–
Officer	Chikashi Takeda	Ownership Direct 0.0	Executive Officer and CFO (Note 1)	Contribution in kind of monetary compensation claims (Note 3)	91	–	–
Officer	Tetsuo Kobayashi	Ownership Direct 0.0	Executive Officer and CMSO	Contribution in kind of monetary compensation claims (Note 3)	23	–	–
Officer	Andre Heribert Roggan	Ownership Direct 0.0	Executive Officer and CTO	Contribution in kind of monetary compensation claims (Note 3)	16	–	–
Officer	Toshihiko Okubo	Ownership Direct 0.0	Director	Contribution in kind of monetary compensation claims (Note 3)	14	–	–
Officer	Shigeto Ohtsuki	Ownership Direct 0.0	Executive Officer and CHRO	Contribution in kind of monetary compensation claims (Note 3)	13	–	–
Officer	Nobuyuki Koga	Ownership Direct 0.0	Director (Note 2)	Contribution in kind of monetary compensation claims (Note 4)	11	–	–
Officer	Tetsuo Iwamura	Ownership Direct 0.0	Outside Director (Note 2)	Contribution in kind of monetary compensation claims (Note 4)	11	–	–

Notes: 1. They resigned from the board of directors on March 31, 2024, and the above table shows transactions during the fiscal year ended March 31, 2024 related to their terms of office.

2. They resigned from the board of directors on June 27, 2023, and the above table shows transactions during the fiscal year ended March 31, 2024 related to their terms of office.

3. It is due to contribution in kind of monetary compensation claims accompanying PSU system and RSU system.

4. It is due to contribution in kind of monetary compensation claims accompanying RSU system.

Fiscal year ended March 31, 2025

	Name	Ownership (owned) ratio of voting rights, etc. (%)	Relationship with the relevant party	Description of transaction	Amount of transaction (Millions of yen)	Account	Balance at end of year (Millions of yen)
Officer	Yasuo Takeuchi	Ownership Direct 0.0	Director, Representative Executive Officer, Executive Chairperson and ESG Officer (Note 1)	Contribution in kind of monetary compensation claims (Note 6)	224	–	–
Officer	Stefan Kaufmann	Ownership Direct 0.0	Director, Representative Executive Officer, President and CEO (Note 2)	Contribution in kind of monetary compensation claims (Note 6)	204	–	–
Officer	Frank Drewalowski	Ownership Direct 0.0	Executive Officer and ESD Head (Note 3)	Contribution in kind of monetary compensation claims (Note 6)	69	–	–
Officer	Andre Heribert Roggan	Ownership Direct 0.0	Executive Officer and CTO (Note 4)	Contribution in kind of monetary compensation claims (Note 6)	59	–	–
Officer	Tetsuo Kobayashi	Ownership Direct 0.0	Executive Officer and CMSO	Contribution in kind of monetary compensation claims (Note 6)	38	–	–
Officer	Shigeto Ohtsuki	Ownership Direct 0.0	Executive Officer and CHRO	Contribution in kind of monetary compensation claims (Note 6)	22	–	–
Officer	Gabriela Castillo Kaynor	Ownership Direct 0.0	Executive Officer and CSO	Contribution in kind of monetary compensation claims (Note 7)	22	–	–
Officer	Yasumasa Masuda	Ownership Direct 0.0	Director (Note 5)	Contribution in kind of monetary compensation claims (Note 7)	22	–	–
Officer	Yasushi Shingai	Ownership Direct 0.0	Director (Note 5)	Contribution in kind of monetary compensation claims (Note 7)	15	–	–
Officer	Toshihiko Okubo	Ownership Direct 0.0	Director	Contribution in kind of monetary compensation claims (Note 6)	13	–	–

Notes:
1. Having assumed the post of Director, Representative Executive Officer, Executive Chairperson, President and Chief Executive Officer, and ESG Officer on April 1, 2025, he assumed the post of Director, Representative Executive Officer, Executive Chairperson, and ESG Officer on June 1, 2025.
2. He departed due to resignation from the board of directors on October 28, 2024, and the above table shows transactions during the fiscal year ended March 31, 2025 related to his terms of office.
3. He assumed the post of Executive Officer and Gastrointestinal Solutions on April 1, 2025.
4. He resigned from the board of directors on March 31, 2025, and the above table shows transactions during the fiscal year ended March 31, 2025 related to his terms of office.
5. They resigned from the board of directors on June 26, 2024, and the above table shows transactions during the fiscal year ended March 31, 2025 related to their terms of office.
6. It is due to contribution in kind of monetary compensation claims accompanying PSU system and RSU system.
7. It is due to contribution in kind of monetary compensation claims accompanying RSU system.

(2) Remuneration for management executives

(Millions of yen)

	2024	2025
Remuneration and bonuses	2,953	2,594
Stock compensation	1,469	1,001
Total	4,422	3,595

40. Business Combinations

Fiscal year ended March 31, 2024

(Revised provisional amounts)

For the following business combination that occurred in the fiscal year ended March 31, 2023, provisional amounts have been revised during the fiscal year ended March 31, 2024. As a result, we have retrospectively revised the figures at the end of the fiscal year ended March 31, 2023 in the consolidated statement of financial position.

(Acquisition of Odin Medical Ltd.)

Odin Medical Ltd. became a consolidated subsidiary of Olympus Corporation on December 19, 2022, due to the acquisition of shares for cash consideration.

In the fiscal year ended March 31, 2024, the fair value of some assets acquired and liabilities assumed has been revised with respect to the measurement of the fair value of assets acquired and liabilities assumed as of the acquisition date in said business combination. Regarding said business combination, in the fiscal year ended March 31, 2024, initial measurement of assets acquired, liabilities assumed and goodwill has been finalized.

(Millions of yen)

	Provisional fair value as of March 31, 2023	Subsequent revision	Revised fair value
Fair value of consideration paid			
Cash	3,982	–	3,982
Contingent consideration	4,095	–	4,095
Total	8,077	–	8,077
Fair value of assets acquired and liabilities assumed			
Cash and cash equivalents	148	–	148
Other current assets	1	–	1
Property, plant and equipment	3	–	3
Intangible assets	2,434	1,521	3,955
Trade and other payables	(28)	–	(28)
Other current liabilities	(99)	–	(99)
Deferred tax liabilities	(606)	(380)	(986)
Other non-current liabilities	(74)	–	(74)
Fair value of assets acquired and liabilities assumed, net	1,779	1,141	2,920
Goodwill	6,298	(1,141)	5,157
Total	8,077	–	8,077

Due to these revisions, there were increases in intangible assets and deferred tax liabilities of ¥1,574 million and ¥393 million, respectively, and a decrease in goodwill of ¥1,181 million in the consolidated statement of financial position as of March 31, 2023.

Fiscal year ended March 31, 2025

(Acquisition of Sur Medical SpA)

(1) Outline of business combination

(i) Name and description of acquired business

Name of the acquired business: Sur Medical SpA (hereinafter “Surmedical”)

Description of business: Sales of medical devices

(ii) Primary reason for business combination

For more than ten years, Surmedical has helped to establish our leadership in the GI area as a partner to Olympus. It has also strengthened Olympus Corporation’s presence in the GI EndoTherapy market and built reliable medical device repair services.

Purchasing from Surmedical the business that sells Olympus products will enable Olympus Corporation to roll out sales and business strategies for its own products in Chile going forward, and improve operational efficiency and customer service.

(iii) Acquired ratio of holding capital with voting rights

100%

(iv) Acquisition date

January 14, 2025

(v) Acquisition method to govern the acquired company

Cash consideration for the acquisition of shares

(2) Acquisition-related expense

The acquisition-related expense of ¥105 million has been booked in "Selling, general and administrative expenses."

(3) Fair value of consideration paid, assets acquired, and liabilities assumed as of the acquisition date

(Millions of yen)

	Amount
Fair value of consideration paid	
Cash, etc.	4,541
Total	4,541
Fair value of assets acquired and liabilities assumed	
Cash and cash equivalents	16
Trade and other receivables	701
Inventories	513
Other current assets	319
Property, plant and equipment	247
Intangible assets (excluding goodwill)	1,732
Trade and other payables	(44)
Other current liabilities	(337)
Deferred tax liabilities	(9)
Fair value of assets acquired and liabilities assumed, net	3,138
Goodwill	1,403
Total	4,541

Based on the fair value of consideration paid on the acquisition date, we have allocated the assets acquired and liabilities assumed. However, as this allocation is not yet complete, the above values represent provisional fair values based on the best estimates at present. In the event we can receive and evaluate additional information relating to facts and conditions present at the point of acquisition, we may adjust the above values for a period of one year from the acquisition date.

Goodwill mainly represents a rational estimate of the expected future excess earning power. Furthermore, the amount of goodwill recognized does not include the amount that is expected to be deductible for tax purposes.

(4) Impacts on the Olympus Group

Olympus Corporation omits making a description concerning profit or loss information of the said business combination on and after the acquisition date as well as profit or loss information under the assumption that the said business combination was conducted at the beginning of the fiscal year ended

March 31, 2025. This is because the amount of impact on the consolidated statement of profit or loss due to such information is not material.

Furthermore, the independent auditor has not audited profit or loss information under the assumption that the said business combination was conducted at the beginning of the fiscal year.

41. Discontinued Operation

(1) Scientific Solutions Business

On August 29, 2022, Olympus Corporation concluded a share transfer agreement related to the transfer of Scientific Solutions Business of the Olympus Group with K.K. BCJ-66, a special purpose company indirectly owned by funds advised by Bain Capital. Due to this, profit or loss from the Scientific Solutions Business has been classified as profit or loss from discontinued operation. The transfer of the shares of Evident, which operates the Scientific Solutions Business, was completed on April 3, 2023. Details are described in Note "34. Cash Flow Information."

(i) Profit (loss) of discontinued operation

Profit (loss) of discontinued operation is as follows:

(Millions of yen)

	2024	2025
Revenue	–	–
Cost of sales	–	–
Gross profit	–	–
Selling, general and administrative expenses	244	–
Share of profit (loss) of investments accounted for using equity method	–	–
Other income (Note 1)	349,151	–
Other expenses (Note 2)	631	–
Operating profit	348,276	–
Finance income	–	–
Finance costs	–	–
Profit before tax	348,276	–
Income taxes (Note 3)	132,320	–
Profit from discontinued operation	215,956	–

Notes: 1. Other income includes ¥349,037 million in the fiscal year ended March 31, 2024 for the gain on the transfer of Scientific Solutions Business.

2. Other expenses include ¥161 million in the fiscal year ended March 31, 2024 related to the spin-off of the Scientific Solutions Business and the strengthening of its management systems.

3. Income taxes in the fiscal year ended March 31, 2024 include ¥120,313 million of tax expenses related to the transfer of Scientific Solutions Business.

(ii) Cash flows of discontinued operation

Cash flows of discontinued operation are as follows:

(Millions of yen)

Cash flows of discontinued operation	2024	2025
Net cash used in operating activities	(57,569)	–
Net cash provided by investing activities	431,091	–
Net cash provided by (used in) financing activities	–	–

Note: Net cash provided by investing activities in the fiscal year ended March 31, 2024 includes proceeds from the transfer of the Scientific Solutions Business of ¥379,091 million and collection of loans receivable from Evident Corporation of ¥52,000 million.

(2) Orthopedic business

Olympus Corporation entered into a put option agreement with PTCJ-6O Holdings Inc. and PTCJ-6F Holdings Inc. (special purpose companies established by Polaris Capital Group Co., Ltd., collectively, the "Polaris Capital Group"), to transfer Olympus Terumo Biomaterials Corporation and FH Ortho SAS (the "FHO Group"), Olympus's Orthopedic Business, a process that was completed on July 12, 2024.

Due to this, profit or loss from the Orthopedic Business has been classified as profit or loss from discontinued operation from the six months ended September 30, 2024, and it has been presented in the same manner for the fiscal year ended March 31, 2024.

(i) Profit (loss) of discontinued operation

Profit (loss) of discontinued operation is as follows:

(Millions of yen)

	2024	2025
Revenue	10,458	2,929
Cost of sales	3,767	987
Gross profit	6,691	1,942
Selling, general and administrative expenses	6,473	1,908
Share of profit (loss) of investments accounted for using equity method	–	–
Other income	1,234	436
Other expenses (Note 1)	9,241	428
Operating profit	(7,789)	42
Finance income	42	22
Finance costs	10	3
Profit before tax	(7,757)	61
Income taxes	335	6
Profit from discontinued operation	(8,092)	55

Note: 1. Other expenses include ¥8,588 million in the fiscal year ended March 31, 2024 for the impairment losses of assets of Orthopedic Business.

(ii) Cash flows of discontinued operation

Cash flows of discontinued operation are as follows:

(Millions of yen)

Cash flows of discontinued operation	2024	2025
Net cash used in operating activities	(155)	(467)
Net cash provided by investing activities (Note)	427	6,551
Net cash used in financing activities	(3,268)	(43)

Note: Net cash provided by investing activities in the fiscal year ended March 31, 2025 includes proceeds from the transfer of the Orthopedic Business of ¥3,730 million and proceeds from the collection of loans receivable from Olympus Terumo Biomaterials Corporation of ¥3,101 million.

42. Contingent Liabilities

The Olympus Group has no significant contingent liabilities.

43. Subsequent Events

(Changes in reportable segments)

The Olympus Group reorganized the previous Endoscopic Solutions and Therapeutic Solutions to Gastrointestinal Solutions Division and Surgical & Interventional Solutions Division from the fiscal year ending March 31, 2026.

In conjunction with this organizational restructuring, the reportable segments have been changed from the previous “Endoscopic Solutions” and “Therapeutic Solutions” to “Gastrointestinal Solutions Division” and “Surgical & Interventional Solutions Division.” In addition, the role of Company-wide shared functions has changed due to the focusing of the business portfolio, which has advanced further, and the specialization toward the medical business. Accordingly, we reviewed the method for allocating shared expenses and are now allocating expenses for basic research, etc. from these functions to the business units. The financial information that we disclose concerning the changed reportable segments has not been finalized at this time.

(Share repurchase and cancellation of treasury shares)

At the meeting of the Board of Directors held on May 13, 2025, Olympus Corporation resolved items related to the share repurchase as provided for in Article 459, Paragraph 1 of the Companies Act and Article 32 of Olympus Corporation’s Articles of Incorporation, as well as the cancellation of treasury shares as provided for in Article 178 of the Companies Act.

(1) Reasons for the share repurchase and cancellation of treasury shares

To strengthen shareholder returns and to improve capital efficiency

(2) Details of items related to the repurchase

1.	Class of shares:	Common stock of Olympus Corporation
2.	Total number of shares to be repurchased:	36,000,000 shares (maximum) (3.19% of total number of issued shares (excluding treasury shares))
3.	Total amount of shares to be repurchased:	¥50,000 million (maximum)
4.	Repurchase period:	July 28, 2025 to October 31, 2025
5.	Repurchase method:	Market purchase on the Tokyo Stock Exchange based on a discretionary trading contract

(3) Details of cancellation

1.	Class of shares:	Common stock of Olympus Corporation
2.	Number of shares to be cancelled:	All of the shares to be repurchased as stated in (2) above, excluding the number of shares expected to be allocated as future stock compensation, etc. (3,000,000 shares)
3.	Date of cancellation:	November 28, 2025

(Substantial borrowings)

Olympus Corporation has arranged business financing and long-term working capital as follows:

1.	(1)	Lender:	Sumitomo Mitsui Banking Corporation
	(2)	Amount of borrowings:	¥25,000 million
	(3)	Interest rate:	1.48% (fixed rate)
	(4)	Borrowing date:	May 30, 2025
	(5)	Maturity date:	May 31, 2032
	(6)	Repayment method:	Lump-sum repayment upon maturity
	(7)	Collateral / guarantee:	None
2.	(1)	Lender:	Sumitomo Mitsui Banking Corporation
	(2)	Amount of borrowings:	¥10,000 million
	(3)	Interest rate:	1.55% (fixed rate)
	(4)	Borrowing date:	May 30, 2025
	(5)	Maturity date:	May 31, 2035
	(6)	Repayment method:	Lump-sum repayment upon maturity
	(7)	Collateral / guarantee:	None
3.	(1)	Lender:	The Hachijuni Bank, Ltd.
	(2)	Amount of borrowings:	¥15,000 million
	(3)	Interest rate:	0.938% (fixed rate)
	(4)	Borrowing date:	May 30, 2025
	(5)	Maturity date:	May 31, 2029
	(6)	Repayment method:	Lump-sum repayment upon maturity
	(7)	Collateral / guarantee:	None
4.	(1)	Lender:	MUFG Bank, Ltd.
	(2)	Amount of borrowings:	¥20,000 million
	(3)	Interest rate:	1.07% (fixed rate)
	(4)	Borrowing date:	June 4, 2025
	(5)	Maturity date:	June 2, 2028
	(6)	Repayment method:	Lump-sum repayment upon maturity
	(7)	Collateral / guarantee:	None

(Issuance of unsecured bonds)

Olympus Corporation issued unsecured bonds on June 11, 2025 following the determination of issuance terms and conditions as given below:

28th unsecured bonds

1.	Total amount of issue:	¥15,000 million
2.	Issue price:	100% of the principal amount
3.	Interest rate:	1.237% per annum
4.	Closing date:	June 17, 2025
5.	Maturity date:	June 16, 2028
6.	Redemption:	The bonds will be redeemed in full upon maturity.
7.	Use of proceeds:	Redemption of corporate bonds and repayments of borrowings
8.	Covenants:	Inter-bond pari passu clause

29th unsecured bonds

1.	Total amount of issue:	¥15,000 million
2.	Issue price:	100% of the principal amount
3.	Interest rate:	1.453% per annum
4.	Closing date:	June 17, 2025
5.	Maturity date:	June 17, 2030
6.	Redemption:	The bonds will be redeemed in full upon maturity.
7.	Use of proceeds:	Redemption of corporate bonds and repayments of borrowings
8.	Covenants:	Inter-bond pari passu clause

(2) Other Information

Quarterly information for the fiscal year ended March 31, 2025

(Millions of yen)

(Cumulative period)	Three months	Six months	Nine months	Year-end
Revenue	234,821	474,029	725,221	997,332
Profit before tax	26,398	68,805	105,216	159,070
Profit attributable to owners of parent	14,583	48,978	76,384	117,855
Basic earnings per share (yen)	12.51	42.24	66.43	102.99

(Accounting period)	First quarter	Second quarter	Third quarter	Fourth quarter
Basic earnings per share (yen)	12.51	29.73	24.19	36.56

Notes: 1. As for the first quarter and the third quarter, Olympus Corporation prepares quarterly financial information in accordance with rules set by the Financial Instruments Exchange. It had an interim review performed by Ernst & Young ShinNihon LLC for the first quarter and the third quarter voluntarily, and the figures for the first quarter and the third quarter above are the amounts for which such interim review was performed.

2. The Orthopedic Business has been classified as a discontinued operation from the fiscal year ended March 31, 2025. Due to this, amount presented for revenue and profit (loss) before tax are the amounts from continuing operations, excluding the discontinued operation.

2. Non-Consolidated Financial Statements and Other Notes

(1) Non-Consolidated Financial Statements

(i) Non-Consolidated Balance Sheet
Olympus Corporation
As of March 31, 2025

(Millions of yen)

	2024	2025
ASSETS		
Current assets		
Cash and deposits	190,105	112,108
Notes receivable	3	3
Accounts receivable	*2 67,070	*2 72,259
Finished goods	38,795	39,585
Work in progress	1,465	1,146
Raw materials and supplies	56,075	63,979
Short-term loans receivable	*2 50,056	*2 26,496
Other receivables	*2 36,357	*2 95,302
Income taxes receivable	23,344	–
Other current assets	*2 6,698	*2 10,283
Allowance for doubtful accounts	(897)	(175)
Total current assets	469,071	420,986
Fixed assets		
Property, plant and equipment		
Buildings	36,000	37,967
Structures	1,428	1,427
Machinery and equipment	2,506	1,860
Vehicles	5	4
Tools, furniture and fixtures	7,914	8,159
Land	8,574	8,518
Lease assets	1,102	811
Construction in progress	1,231	7,560
Total property, plant and equipment	58,760	66,306
Intangible assets		
Software	3,008	3,324
Software in progress	2,617	3,945
Right of using facilities, etc.	41	39
Total intangible assets	5,666	7,308

(Millions of yen)

	2024	2025
Investments and other assets		
Investment securities	*1 1,284	*1 1,294
Investment securities in subsidiaries and affiliates	370,083	369,437
Investments in capital of subsidiaries and affiliates	612	612
Prepaid pension expenses	15,461	17,314
Long-term accounts receivable-other	*4 9,846	*4 5,299
Deferred tax assets	11,198	10,011
Other assets	17,521	19,139
Allowance for doubtful accounts	*4 (4,577)	*4 (4,694)
Total investments and other assets	421,428	418,412
Total fixed assets	485,854	492,026
Total assets	954,925	913,012
LIABILITIES		
Current liabilities		
Accounts payable	*2 35,448	*2 40,771
Current portion of bonds payable	20,000	25,000
Current portion of long-term borrowings	50,000	70,000
Lease liabilities	223	194
Other payable	*2, *3 9,127	*2, *3 10,048
Accrued expenses	*2 34,406	*2 88,565
Income taxes payable	12,007	9,358
Deposits received	*2 48,910	*2 71,537
Provision for product warranties	7	43
Provision for business restructuring	55	13
Other current liabilities	*2 123	*2 43
Total current liabilities	210,306	315,572
Non-current liabilities		
Bonds	125,705	99,760
Long-term borrowings, less current maturities	105,000	35,000
Lease liabilities	859	601
Long-term income taxes payable	–	4,743
Long-term deposits received, less current maturities	29	29
Other non-current liabilities	114	102
Total non-current liabilities	231,707	140,235
Total liabilities	442,013	455,807

(Millions of yen)

	2024	2025
NET ASSETS		
Shareholders' equity		
Share capital	124,643	124,643
Capital surplus		
Legal capital surplus	91,063	91,063
Total capital surplus	91,063	91,063
Retained earnings		
Other retained earnings		
Reserve for advanced depreciation	927	900
Retained earnings carried forward	401,625	269,905
Total retained earnings	402,552	270,805
Treasury shares	(102,017)	(27,924)
Total shareholders' equity	516,241	458,587
Valuation and translation adjustments		
Net unrealized holding gains (losses) on available-for-sale securities, net of taxes	311	181
Deferred gains or losses on hedges	(3,900)	(1,759)
Total valuation and translation adjustments	(3,589)	(1,578)
Subscription rights to shares	260	196
Total net assets	512,912	457,205
Total liabilities and net assets	954,925	913,012

(ii) Non-Consolidated Statement of Income
Olympus Corporation
For the fiscal year ended March 31, 2025

(Millions of yen)

	2024	2025
Revenue	*1 379,373	*1 389,797
Cost of sales	*1 261,053	*1 303,689
Gross profit	118,320	86,108
Selling, general and administrative expenses	*1, *2 76,413	*1, *2 73,623
Operating profit	41,907	12,485
Non-operating income		
Interest income	*1 89	*1 398
Dividends income	*1 100,044	*1 58,640
Others	*1 4,850	*1 5,761
Total non-operating income	104,983	64,799
Non-operating expenses		
Interest expenses	*1 891	*1 753
Interest on bonds	643	603
Foreign exchange losses	1,317	3,335
Commission for syndicate loan	5	4
Business structure improvement expenses	161	459
Quality-related expenses	2,605	–
Expenses related to the conclusion and cancellation of the share purchase agreement	2,528	129
Others	*1 3,601	*1 2,485
Total non-operating expenses	11,751	7,768
Ordinary profit	135,139	69,516
Extraordinary income		
Gain on sale of fixed assets	238	–
Gain on sales of investment securities	55	–
Gain on sale of shares of subsidiaries and associates	248,667	4,310
Gain on extinguishment of tie-in shares	32	–
Income related to litigation	800	–
Total extraordinary income	249,792	4,310
Extraordinary losses		
Impairment losses	994	809
Loss on sales of investment securities	54	–
Loss on valuation of investments in subsidiaries and affiliates	–	550
Extra payments for early retirements, etc.	*3 1,800	*3 2,079
Loss associated with cancellation of development	13	12
Total extraordinary losses	2,861	3,450
Profit before provision for income taxes	382,070	70,376
Income taxes, current	*1 17,584	*1, *4 7,791
Income taxes for prior periods	*5 12,007	*5 671
Income taxes, deferred	58,866	249

Total income taxes	88,457	8,711
Profit	293,613	61,665

(iii) Non-Consolidated Statement of Changes in Net Assets
Olympus Corporation

For the fiscal year ended March 31, 2024

(Millions of yen)

	Shareholders' equity						
		Capital surplus			Retained earnings		
	Share capital	Legal capital surplus	Other capital surplus	Total capital surplus	Other retained earnings		Total retained earnings
					Reserve for advanced depreciation	Retained earnings carried forward	
Balance at April 1, 2023	124,643	91,063	–	91,063	963	232,887	233,850
Changes during the year							
Dividends from surplus						(20,057)	(20,057)
Profit						293,613	293,613
Share repurchase							
Disposal of treasury shares			(59)	(59)			
Cancellation of treasury shares			(104,795)	(104,795)			
Transfer from retained earnings to capital surplus			104,854	104,854		(104,854)	(104,854)
Reversal of reserve for advanced depreciation					(36)	36	–
Net changes in items other than shareholders' equity							
Net changes during the year	–	–	–	–	(36)	168,738	168,702
Balance at March 31, 2024	124,643	91,063	–	91,063	927	401,625	402,552

	Shareholders' equity		Valuation and translation adjustments				
	Treasury shares	Total share-holders' equity	Net unrealized holding gains (losses) on available-for-sale securities, net of taxes	Deferred gains or losses on hedges	Total valuation and translation adjustments	Subscription rights to shares	Total net assets
Balance at April 1, 2023	(28,086)	421,470	236	(3,676)	(3,440)	279	418,309
Changes during the year							
Dividends from surplus		(20,057)					(20,057)
Profit		293,613					293,613
Share repurchase	(180,002)	(180,002)					(180,002)
Disposal of treasury shares	1,276	1,217				(19)	1,198
Cancellation of treasury shares	104,795	–					–
Transfer from retained earnings to capital surplus		–					–
Reversal of reserve for advanced depreciation		–					–
Net changes in items other than shareholders' equity			75	(224)	(149)		(149)
Net changes during the year	(73,931)	94,771	75	(224)	(149)	(19)	94,603
Balance at March 31, 2024	(102,017)	516,241	311	(3,900)	(3,589)	260	512,912

For the fiscal year ended March 31, 2025

(Millions of yen)

	Shareholders' equity						
		Capital surplus			Retained earnings		
	Share capital	Legal capital surplus	Other capital surplus	Total capital surplus	Other retained earnings		Total retained earnings
					Reserve for advanced depreciation	Retained earnings carried forward	
Balance at April 1, 2024	124,643	91,063	–	91,063	927	401,625	402,552
Changes during the year							
Dividends from surplus						(20,981)	(20,981)
Profit						61,665	61,665
Share repurchase							
Disposal of treasury shares			68	68			
Cancellation of treasury shares			(172,499)	(172,499)			
Transfer from retained earnings to capital surplus			172,431	172,431		(172,431)	(172,431)
Reversal of reserve for advanced depreciation					(27)	27	–
Net changes in items other than shareholders' equity							
Net changes during the year	–	–	–	–	(27)	(131,720)	(131,747)
Balance at March 31, 2025	124,643	91,063	–	91,063	900	269,905	270,805

	Shareholders' equity		Valuation and translation adjustments				
	Treasury shares	Total share-holders' equity	Net unrealized holding gains (losses) on available-for-sale securities, net of taxes	Deferred gains or losses on hedges	Total valuation and translation adjustments	Subscription rights to shares	Total net assets
Balance at April 1, 2024	(102,017)	516,241	311	(3,900)	(3,589)	260	512,912
Changes during the year							
Dividends from surplus		(20,981)					(20,981)
Profit		61,665					61,665
Share repurchase	(100,002)	(100,002)					(100,002)
Disposal of treasury shares	1,596	1,664				(64)	1,600
Cancellation of treasury shares	172,499	–					–
Transfer from retained earnings to capital surplus		–					–
Reversal of reserve for advanced depreciation		–					–
Net changes in items other than shareholders' equity			(130)	2,141	2,011		2,011
Net changes during the year	74,093	(57,654)	(130)	2,141	2,011	(64)	(55,707)
Balance at March 31, 2025	(27,924)	458,587	181	(1,759)	(1,578)	196	457,205

Notes to the Non-Consolidated Financial Statements
Olympus Corporation

(Significant accounting policies)

1. Asset Valuation Principles and Method

(1) Securities

(i) Held-to-maturity securities Amortized cost method

(ii) Investment securities in subsidiaries and affiliates Cost method based on the moving-average method

(iii) Available-for-sale securities

Items other than shares, etc. that do not have a market price Market value method

(the net unrealized gains and losses on these securities are reported as a separate component of net assets, and the cost of sales is calculated by the moving average method)

Shares, etc. that do not have a market price Cost method based on the moving-average method

Contributions to limited liability partnerships engaged in investment business and similar partnerships (contributions deemed as securities as per Article 2, Paragraph 2 of the Financial Instruments and Exchange Act) are reported using a method that treats the amount (net) equivalent to the equity ownership portion based on the latest available financial statements depending on the reporting date stipulated in the partnership agreement.

(2) Claims and liabilities from derivatives transactions Market value method

(3) Inventories Reported using the moving-average method (for the value stated in the balance sheet, the book value is written down based on the decreased profitability)

2. Depreciation and Amortization Method for Fixed Assets

(1) Property, plant and equipment (excluding lease assets) Straight-line method

(i) Vehicles, tools and fixtures Based on useful lives as per the Corporation Tax Act

(ii) Other property, plant and equipment Based on useful lives prescribed by Olympus Corporation determined in accordance with estimated functional useful years

(2) Intangible assets (excluding lease assets) Straight-line method

Based on useful lives as per the Corporation Tax Act Software for internal use is reported using the usable period within Olympus Corporation (3 to 5 years).

(3) Lease assets

Finance lease assets not involving the transfer of ownership

Calculated on the straight-line method over the lease period as the useful lives and assuming no residual value.

3. Accounting Principles for Allowances and Provisions

(1) Allowance for doubtful accounts

To provide for losses due to unrecoverable claims such as accounts receivable and loans receivable, ordinary claims are accounted using the historical loan loss ratio and doubtful and other specified claims are reported in amounts expected to be unrecoverable considering the recoverability of each claim separately.

(2) Provision for product warranties

Due to the accounting of after-sales service cost expected within Olympus Corporation's guarantee period with respect to products sold, the provision for product warranties is accounted using the prescribed Company's standards based on actually incurred past after-sales service cost.

(3) Provision for retirement benefits

To provide for retirement benefit payments to employees, the cost recognized as occurring at the end of the current fiscal year is accounted based on the projected retirement benefit obligation and plan assets as of the end of the current fiscal year.

Pertaining to past service cost, the pro-rata amount calculated using a fixed number of years (5 years) within the average remaining service period of employees at the time of occurrence of such past service liabilities is accounted as an expense.

Pertaining to the actuarial gain or loss, the pro-rata amount calculated using a fixed number of years (5 years) within the average remaining service period of employees at the time of occurrence of such actuarial gain or loss is accounted as an expense starting from the following fiscal year.

(4) Provision for business restructuring

To provide for expenses arising from business restructuring, the expected amount of these expenses is accounted.

4. Accounting Principles for Revenue and Expenses

The Olympus Group is principally engaged in the sales of products of Endoscopic Solutions Business and Therapeutic Solutions Business.

Endoscopic Solutions Business

The Endoscopic Solutions Business sells medical devices, including gastrointestinal endoscopes and surgical endoscopes, as well as provides medical services such as repair for these products, to customers who are primarily the Group companies.

Regarding the sale of products by the Endoscopic Solutions Business, when control over products is transferred to a customer—at the time Olympus Corporation delivers the products to the customer—the legal title to the products and physical possession of the products, and significant risks and rewards of ownership of the products are transferred to the customer; then Olympus Corporation obtains the right to receive payments from the customer. At that point, Olympus Corporation recognizes the revenue. For repair of products, revenue is recognized at the point when service provision satisfying a performance obligation is completed. The revenue from these transactions is measured in transaction prices related to the contract with the customer. Olympus Corporation receives a consideration for a transaction primarily within a year after satisfaction of performance obligations, and the consideration does not include a significant financial component.

Therapeutic Solutions Business

The Therapeutic Solution Business sells medical devices, including GI EndoTherapy, urology products, respiratory products, energy devices, ENT products, and gynecology products, to customers who are primarily the group companies.

Regarding the sale of products by the Therapeutic Solutions Business, when control over products is transferred to a customer—at the time Olympus Corporation delivers the products to the customer—the legal title to the products and physical possession of the products, and significant risks and rewards of ownership of the products are transferred to the customer; then Olympus Corporation obtains the right to receive payments from the customer. At that point, Olympus Corporation recognizes the revenue. The revenue from the sale of products is measured in transaction prices related to the contract with the customer. Olympus Corporation receives a consideration for a transaction primarily within a year after satisfaction of performance obligations, and the consideration does not include a significant financial component.

5. Other Important Items that Form the Basis for Preparing Non-consolidated Financial Statements

(1) Treatment method for important deferred assets

Stock issuance expense and bond issuance expense: Total expense recorded at the time of occurrence

(2) Hedge accounting methods

(i) Hedge accounting methods

The deferred hedge treatment method is used. Foreign currency-denominated accounts receivable and foreign currency-denominated accounts receivable-other under foreign exchange forward contracts are accounted for upon translation at the foreign exchange rate stipulated in the contracts. Pertaining to interest rate swaps, requirements for special treatment are satisfied, therefore a special treatment is used.

(ii) Hedging instruments and hedged items

Hedging instruments: Foreign exchange forward contracts, interest rate swap contracts, interest rate currency swap contracts

Hedged items: Forecasted transactions for foreign currency-denominated accounts receivable, borrowings, foreign-currency denominated bonds, foreign- currency denominated bond interests, foreign-currency deposits, foreign currency-denominated accounts receivable-other

(iii) Hedging policy

Foreign exchange rate fluctuation risk and interest rate fluctuation risk are hedged based on internal regulations that stipulate authorization relating to derivatives and transaction limits.

(iv) Method of assessing hedge effectiveness

The effectiveness is assessed by checking whether there exists a high correlation among the value fluctuations of hedged items, the cash flow and hedging instruments.

(Significant accounting estimates)

In preparing non-consolidated financial statements, the management is required to make judgments, estimates and assumptions that affect the adoption of accounting policies and the amounts of assets, liabilities, revenues and expenses. Actual results may differ from such estimates.

The estimates and underlying assumptions are reviewed on an ongoing basis and the effect is recognized in the period in which the estimates are revised and in future periods.

Information regarding accounting estimates and assumptions that may have material impacts on the non-consolidated financial statements is as follows:

1. Valuation of inventories

Inventories are measured at cost. However, if net realizable value falls below the cost as of the end of the reporting period, inventories are measured at the net realizable value and any difference is recognized in cost of sales in principle.

For unsold inventories that remain outside the operating cycle, the net realizable value, etc. is calculated by reflecting future demand and market trends. If the net realizable value decreased significantly due to a worse than expected market environment, losses may be incurred.

(Millions of yen)

	2024	2025
Inventories	96,335	104,710

2. Impairment of fixed assets

For property, plant and equipment and intangible assets for which there are indications that the asset or asset group may be impaired at the end of the fiscal year, in the event the total undiscounted future cash flows from the asset or asset group will be less than the carrying amount, Olympus Corporation records an impairment loss by reducing the carrying amount down to the recoverable amount.

In the recognition and measurement of impairment loss, assumptions are made regarding future cash flows, discount rates, etc.

These assumptions are determined based on management's best estimates and judgment. However, they may be affected by the results of changes in uncertain future economic conditions, and if they require revision, they may have a significant impact on the non-consolidated financial statements.

(Millions of yen)

	2024	2025
Property, plant and equipment	58,760	66,306
Intangible assets	5,666	7,308
Impairment losses	994	809

3. Contingent liabilities

Contingencies are disclosed when an item could have a significant impact on future operations, taking into account all available evidence at the reporting date and considering the likelihood and monetary impact of the event.

4. Measurement of retirement benefit obligations

For retirement benefit plans, the net value of the retirement benefit obligations and the fair value of pension assets and unrecognized items such as actuarial gains and losses is recognized as either liabilities or assets.

Retirement benefit obligations are calculated based on the same types of assumptions used in the actuarial calculation, which include estimates of the discount rate, retirement rate, mortality rate, and the rate of compensation increase. These assumptions are established by comprehensively judging a variety of available information, including market trends, such as interest rate changes.

Uncertain future economic conditions or changes in social conditions may affect the assumptions used in the actuarial calculation. Accordingly, there are risks that such changes could result in significant adjustments to the measurements of retirement benefit obligations in future accounting periods.

(Millions of yen)

	2024	2025
Prepaid pension expenses	15,461	17,314

5. Recoverability of deferred tax assets

Deferred tax assets are recognized to the extent that it is probable that taxable income will be available against which deductible temporary differences, etc. can be utilized.

Judgements on the likelihood that taxable income will be available are made based on the timing and amount of taxable income estimated based on the business plans including assumptions of the growth rate and operating margin.

These estimates are determined based on management's best estimates. However, they may be affected by the results of changes in uncertain future economic conditions and the actual results may differ from these forecasts.

(Millions of yen)

	2024	2025
Net deferred tax assets	11,198	10,011
Deferred tax assets before offsetting with deferred tax liabilities	17,261	16,152

(Non-consolidated balance sheet)

*1 Investment securities

The breakdown of investment securities as of March 31, 2024 and 2025 was as follows:

(Millions of yen)

	2024	2025
Cross-holdings of securities	1,284	1,294

*2 Monetary claims and monetary liabilities to subsidiaries and affiliates

(Millions of yen)

	2024	2025
Short-term monetary claims	141,381	187,011
Short-term monetary liabilities	88,901	175,232

*3 Unpaid amount of trade payables transferred by factoring method

(Millions of yen)

2024	2025
2,555	1,561

*4 The following amount of allowance for doubtful accounts is the amount expected to be unrecoverable with respect to commission fees related to Receiver Funds, and is included as an excess amount in "Long-term accounts receivable-other" under Investments and other assets. Although these fees were paid to the external partners of multiple Receiver Funds, Olympus Corporation has requested payment from these external partners of Receiver Funds because the fees were not agreed upon.

(Millions of yen)

2024	2025
3,149	3,283

5. Contingent liabilities

Contingent liabilities are contracted guarantees to subsidiaries and affiliates, etc.

(Millions of yen)

	2024	2025
Liabilities for guarantees	3,612	1,114

(Non-consolidated statement of income)

*1 Amounts related to transactions with subsidiaries and affiliates

(Millions of yen)

	2024	2025
Amounts resulting from business transactions		
Revenue	372,695	381,664
Net purchases	267,252	324,601
Other business transactions	34,237	30,963
Amount resulting from non-business transactions	107,300	64,014

*2 Major expense items and amounts of selling, general and administrative expenses for the fiscal years ended March 31, 2024 and 2025 were as follows:

The approximate ratio of selling expenses of selling, general and administrative expenses is 7% and 7% for the fiscal years ended March 31, 2024 and 2025, respectively.

(Millions of yen)

	2024	2025
Outsourcing expenses	36,869	18,477
Salaries and allowances	17,969	17,301
Bonuses	7,364	6,893
Retirement benefit cost	1,326	140
Experimental research cost	829	742
Depreciation	5,568	5,534
Amount of allocation of group-wide common expenses	–	17,264
Deductions, etc.	(21,856)	(20,711)

Notes: 1. The amount of allocation of group-wide common expenses is the amount of expenses involving multiple companies of the Olympus Group as beneficiaries that was actually reimbursed to subsidiaries and affiliates. A cost-sharing agreement was fully introduced from the fiscal year ended March 31, 2025, and the reimbursement of expenses that arise throughout the group has started.

2. Deductions, etc. are deductions for actual expenses reimbursed to subsidiaries and affiliates such as outsourced administrative services (composite expenses), etc., and they are deductible items from personnel expenses and business expenses.

*3 Extra payments for early retirements, etc.

"Extra payments for early retirements, etc." are expenses incurred in the provision of special additional payment and re-employment support through career support system for external opportunity implemented by Olympus Corporation and subsidiaries and affiliates.

(Millions of yen)

	2024	2025
Extra payments for early retirements, etc.	1,800	2,079

*4 The amount of income taxes for global minimum tax included in income taxes, current

(Millions of yen)

2024	2025
–	4,743

*5 Income taxes for prior periods

Due to a disagreement with the Tokyo Regional Taxation Bureau regarding a prior year tax return, Olympus Corporation evaluated the possibility of an additional income tax payment and recorded the estimated amount as prior year income taxes.

(Millions of yen)

	2024	2025
Income taxes for prior periods	12,007	671

(Securities)

Investment securities in subsidiaries and affiliates

As of March 31, 2024

Amount of shares, etc. that do not have a market price

(Millions of yen)

Category	2024
Investment securities in subsidiaries	370,083
Investment securities in affiliates	0

As of March 31, 2025

Amount of shares, etc. that do not have a market price

(Millions of yen)

Category	2025
Investment securities in subsidiaries	369,437
Investment securities in affiliates	0

(Tax effect accounting)

1. Breakdown of deferred tax assets and liabilities by main cause as of March 31, 2024 and 2025

(Millions of yen)

	2024	2025
Deferred tax assets		
Inventories	2,910	4,177
Prepaid expenses	2,863	2,395
Accrued bonuses	1,528	1,345
Property, plant and equipment	3,786	4,018
Intangible assets	2,922	2,455
Investment securities	1,315	463
Investment securities in subsidiaries and affiliates	32,519	32,565
Allowance for doubtful accounts	1,676	1,534
Deferred gains or losses on hedges	1,721	776
Other	3,125	2,699
Subtotal of deferred tax assets	54,365	52,427
Valuation allowance related to total deductible temporary differences	(37,104)	(36,275)
Subtotal of valuation allowances	(37,104)	(36,275)
Total deferred tax assets	17,261	16,152
Deferred tax liabilities		
Net unrealized holding gains (losses) on available-for-sale securities, net of taxes	(54)	(46)
Reserve for advanced depreciation	(409)	(408)
Prepaid pension expenses	(4,734)	(5,468)
Other	(866)	(219)
Total deferred tax liabilities	(6,063)	(6,141)
Net deferred tax assets	11,198	10,011

2. Breakdown of major items when there are significant differences between the effective statutory tax rate and the actual tax rate of income taxes after the application of tax effect accounting, which have caused such difference

	2024	2025
Effective statutory tax rate	30.6%	30.6%
(Adjustment)		
Non-deductible expense, such as entertainment expenses	0.2	3.3
Non-taxable income, such as dividend income	(8.2)	(25.4)
Tax credit for experimental research cost and others	(0.1)	(1.2)
Increase (decrease) in valuation allowances	0.5	2.6
Effects of organizational restructuring	(2.8)	–
Income taxes for prior periods	3.1	1.0
Income taxes for global minimum tax	–	6.7
Other	(0.1)	0.0
Actual tax rate of corporate income taxes after the application of tax effect accounting	23.2%	12.4%

3. Accounting treatment of corporate and local income taxes or tax effect accounting related thereto

Olympus Corporation adopts the group tax sharing system and follows the "Practical Solution on the Accounting and Disclosure Under the Group Tax Sharing System" (PITF No. 42; August 12, 2021) for accounting treatment and disclosure of corporate income taxes, local corporate income taxes, and tax effect accounting related thereto.

4. Amendments to the amounts of deferred tax assets and deferred tax liabilities due to changes in tax rate of income taxes

Due to the enactment of the "Act for Partial Revision of the Income Tax Act, etc." (Act No. 13 of 2025) in the Japanese Diet on March 31, 2025, the "Special Corporation Tax for National Defense" will be imposed from the fiscal years beginning on or after April 1, 2026.

Accordingly, deferred tax assets and deferred tax liabilities related to temporary differences expected to be reversed in the fiscal years beginning on or after April 1, 2026 are calculated by changing the effective statutory tax rate from 30.6% to 31.5%.

The impact of this change in the tax rate is immaterial.

(Business combinations)

Fiscal year ended March 31, 2024

(Transfer of Scientific Solutions Business)

On August 29, 2022, Olympus Corporation concluded a share transfer agreement related to the transfer of Scientific Solutions Business of the Olympus Group with K.K. BCJ-66, a special purpose company indirectly owned by funds advised by Bain Capital, and completed the transfer on April 3, 2023.

(1) Reasons for transfer

As a truly global medical technology company, Olympus Corporation announced its corporate strategy for achieving sustainable growth (hereinafter "Corporate Strategy") on November 6, 2019. Based on this Corporate Strategy, we are aggressively allocating management resources to the medical field, mainly in Endoscopic Solutions Business and Therapeutic Solutions Business, and we are working to strengthen our management base in order to achieve sustainable growth. Under such circumstances, Olympus Corporation transferred its Science Solutions business, which had different business characteristics to the medical field, to Evident Corporation (hereinafter "Evident"). We focused on enhancing corporate value for the entire Olympus Group by establishing management systems that were complementary to the respective business characteristics, while proceeding with the task of examining all options, including the transfer of the shares of Evident. As a result of such examination, we reached the conclusion that based on the Corporate Strategy, the optimal path for enhancing corporate value of the Olympus Group and realizing autonomous and sustainable growth for the Science Solutions Business was to transfer all shares of Evident to Bain Capital.

(2) Name of counterparty to the share transfer transaction

K.K. BCJ-66

(3) Date of the share transfer

April 3, 2023

(4) Name and business description of the consolidated subsidiary to be transferred and details of transactions with Olympus Corporation

Name: Evident Corporation

Description of business:	Business related to the development, manufacturing and sale, provision of solutions, and other activities dealing with biological microscopes, industrial microscopes, industrial endoscopes, non-destructive testing equipment, X-ray analyzers, etc.
Details of transactions with Olympus Corporation:	Financing support

(5) Number of shares to be transferred, transfer price, gain or loss on transfer and shareholding ratio after the transfer

(i)	Number of shares held before transfer:	100 shares (shareholding ratio: 100%)
(ii)	Number of shares to be transferred:	100 shares
(iii)	Number of shares held after transfer:	- shares (shareholding ratio: -%)
(iv)	Transfer price:	¥427,674 million

In the fiscal year ended March 31, 2024, gain on sale from the transfer of the subsidiary's shares of ¥247,264 million is recorded as "Gain on sale of shares of subsidiaries and affiliates."

(Subsidiary share transfer)

At a meeting of the Board of Directors held on February 10, 2023, Olympus Corporation resolved the transfer of all shares of our consolidated subsidiary TmediX Corporation (TmediX) to our consolidated subsidiary Olympus Marketing, Inc. (Olympus Marketing), and completed the transfer on April 3, 2023.

(1) Reasons for transfer

Toward achievement of strategic aspiration, Olympus Corporation needs to strengthen the foundation of sales functions in the Japan region, further improve profitability, and reform the makeup, and as part of these efforts, launched Olympus Marketing as a sales function of the medical business in the Japan region in October 2021. In developing business plans and calculating business results, accounting collaboration (consolidation) with TmediX, which was engaged in a sales function in the Japan region along with Olympus Marketing, was important, and therefore, it is necessary to improve the accuracy of consolidated accounting of the two companies and visualize their figures in a domestic sales function to make appropriate decisions in a speedy manner, looking at both companies with a bird's-eye view. Furthermore, collaboration of both companies is also important from aspects of ensuring consistent governance as a sales function and optimizing the use of resources of both companies, and we set up a review task force in June 2022 and reached a conclusion that making TmediX a subsidiary of Olympus Marketing is the most appropriate for strengthening collaboration between both companies.

(2) Name of counterparty to the share transfer transaction

Olympus Marketing, Inc.

(3) Date of the share transfer

April 3, 2023

(4) Name and business description of the consolidated subsidiary to be transferred and details of transactions with Olympus Corporation

Name:	TmediX Corporation
Description of business:	Lease of products of the Endoscopic Solutions Business
Details of transactions with Olympus Corporation:	Sales of Olympus Corporation's products

(5) Number of shares to be transferred, transfer price, gain or loss on transfer and shareholding ratio after the transfer

(i)	Number of shares held before transfer:	1,000 shares (shareholding ratio: 100%)
(ii)	Number of shares to be transferred:	1,000 shares
(iii)	Number of shares held after transfer:	- shares (shareholding ratio: -%)
(iv)	Transfer price:	¥1,529 million

In the fiscal year ended March 31, 2024, gain on sale from the transfer of the subsidiary's shares of ¥1,403 million is recorded as "Gain on sale of shares of subsidiaries and affiliates."

Fiscal year ended March 31, 2025

(Transfer of Orthopedic Business)

Olympus Corporation entered into a put option agreement with PTCJ-6O Holdings Inc. and PTCJ-6F Holdings Inc. (special purpose companies established by Polaris Capital Group Co., Ltd., collectively, the "Polaris Capital Group"), to transfer Olympus Terumo Biomaterials Corporation and FH Ortho SAS (the "FHO Group"), Olympus's Orthopedic Business. The transfer of the business in accordance with this agreement was completed on July 12, 2024.

(1) Reasons for transfer

Olympus Corporation is committed to strengthening its position as a global MedTech company and realizing Our Purpose of "Making people's lives healthier, safer and more fulfilling." On May 12, 2023, Olympus Corporation announced its company strategy which is based on the three priorities of patient safety and sustainability, innovation for growth, and productivity (hereinafter, the "Company Strategy"). Based on this Company Strategy, Olympus Corporation is focusing on disease areas where it can make the greatest contribution and increase its presence in important and long-term growth markets as a leading company. These include the fields of GI, urology, and respiratory. To improve its focus on these key areas, Olympus Corporation determined that the transfer of Olympus Terumo Biomaterials Corporation and the FHO Group to Polaris Capital Group is the best way to improve the corporate value of the Olympus Group and to achieve organic and sustainable growth of the Orthopedic Business.

(2) Name of counterparty to the share transfer transaction

Polaris Capital Group

(3) Date of the share transfer

July 12, 2024

(4) Name and business description of the consolidated subsidiary to be transferred and details of transactions with Olympus Corporation

Name:	Olympus Terumo Biomaterials Corporation
Description of business:	Developing, manufacturing, and selling of biomedical materials, such as synthetic bone filler, and orthopedic equipment
Details of transactions with Olympus Corporation:	Financing support

(5) Number of shares to be transferred, transfer price, gain or loss on transfer and shareholding ratio after the transfer

(i)	Number of shares held before transfer:	192,000 shares (shareholding ratio: 95.7%)
(ii)	Number of shares to be transferred:	192,000 shares
(iii)	Number of shares held after transfer:	- shares (shareholding ratio: -%)
(iv)	Transfer price:	¥4,756 million

In the fiscal year ended March 31, 2025, gain on sale from the transfer of the subsidiary's shares of ¥4,310 million is recorded as "Gain on sale of shares of subsidiaries and affiliates."

(Significant subsequent events)

(Share repurchase and cancellation of treasury shares)

At the meeting of the Board of Directors held on May 13, 2025, Olympus Corporation resolved items related to the share repurchase as provided for in Article 459, Paragraph 1 of the Companies Act and Article 32 of Olympus Corporation's Articles of Incorporation, as well as the cancellation of treasury shares as provided for in Article 178 of the Companies Act.

(1) Reasons for the share repurchase and cancellation of treasury shares

To strengthen shareholder returns and to improve capital efficiency

(2) Details of items related to the repurchase

1.	Class of shares:	Common stock of Olympus Corporation
2.	Total number of shares to be repurchased:	36,000,000 shares (maximum) (3.19% of total number of issued shares (excluding treasury shares))
3.	Total amount of shares to be repurchased:	¥50,000 million (maximum)
4.	Repurchase period:	July 28, 2025 to October 31, 2025
5.	Repurchase method:	Market purchase on the Tokyo Stock Exchange based on a discretionary trading contract

(3) Details of cancellation

1.	Class of shares:	Common stock of Olympus Corporation
2.	Number of shares to be cancelled:	All of the shares to be repurchased as stated in (2) above, excluding the number of shares expected to be allocated as future stock compensation, etc. (3,000,000 shares)
3.	Date of cancellation:	November 28, 2025

(Substantial borrowings)

Olympus Corporation has arranged business financing and long-term working capital as follows:

1.	(1)	Lender:	Sumitomo Mitsui Banking Corporation
	(2)	Amount of borrowings:	¥25,000 million
	(3)	Interest rate:	1.48% (fixed rate)
	(4)	Borrowing date:	May 30, 2025
	(5)	Maturity date:	May 31, 2032
	(6)	Repayment method:	Lump-sum repayment upon maturity
	(7)	Collateral / guarantee:	None

2. (1) Lender: Sumitomo Mitsui Banking Corporation
   (2) Amount of borrowings: ¥10,000 million
   (3) Interest rate: 1.55% (fixed rate)
   (4) Borrowing date: May 30, 2025
   (5) Maturity date: May 31, 2035
   (6) Repayment method: Lump-sum repayment upon maturity
   (7) Collateral / guarantee: None

3. (1) Lender: The Hachijuni Bank, Ltd.
   (2) Amount of borrowings: ¥15,000 million
   (3) Interest rate: 0.938% (fixed rate)
   (4) Borrowing date: May 30, 2025
   (5) Maturity date: May 31, 2029
   (6) Repayment method: Lump-sum repayment upon maturity
   (7) Collateral / guarantee: None

4. (1) Lender: MUFG Bank, Ltd.
   (2) Amount of borrowings: ¥20,000 million
   (3) Interest rate: 1.07% (fixed rate)
   (4) Borrowing date: June 4, 2025
   (5) Maturity date: June 2, 2028
   (6) Repayment method: Lump-sum repayment upon maturity
   (7) Collateral / guarantee: None

(Issuance of unsecured bonds)

Olympus Corporation issued unsecured bonds on June 11, 2025 following the determination of issuance terms and conditions as given below.

28th unsecured bonds

1. Total amount of issue: ¥15,000 million
2. Issue price: 100% of the principal amount
3. Interest rate: 1.237% per annum
4. Closing date: June 17, 2025
5. Maturity date: June 16, 2028
6. Redemption: The bonds will be redeemed in full upon maturity.
7. Use of proceeds: Redemption of corporate bonds and repayments of borrowings
8. Covenants: Inter-bond pari passu clause

29th unsecured bonds

1. Total amount of issue: ¥15,000 million
2. Issue price: 100% of the principal amount
3. Interest rate: 1.453% per annum
4. Closing date: June 17, 2025
5. Maturity date: June 17, 2030
6. Redemption: The bonds will be redeemed in full upon maturity.

7.	Use of proceeds:	Redemption of corporate bonds and repayments of borrowings
8.	Covenants:	Inter-bond pari passu clause

(iv) Supplementary Schedules

Property, Plant and Equipment Schedule

(Millions of yen)

Category	Class of assets	Balance at April 1, 2024	Increase during the year	Decrease during the year	Amortization during the year	Balance at March 31, 2025	Depreciation Cumulative amount
Property, plant and equipment	Buildings	36,000	6,337	404 (252)	3,966	37,967	53,166
	Structures	1,428	180	9 (9)	172	1,427	3,235
	Machinery and equipment	2,506	491	605 (7)	532	1,860	4,823
	Vehicles	5	–	0	1	4	52
	Tools, furniture and fixtures	7,914	2,937	1,282 (314)	1,410	8,159	18,013
	Land	8,574	–	56 (56)	–	8,518	–
	Lease assets	1,102	242	343	190	811	399
	Construction in progress	1,231	12,481	6,152	–	7,560	–
	Total	58,760	22,668	8,851 (638)	6,271	66,306	79,688
Intangible assets	Software	3,008	1,716	3	1,397	3,324	–
	Software in progress	2,617	3,126	1,798 (171)	–	3,945	–
	Right of using facilities, etc.	41	–	–	2	39	–
	Total	5,666	4,842	1,801 (171)	1,399	7,308	–

Notes: 1. The amount in parentheses in "Decrease during the year" column is included in the total amount and indicates the amount of impairment losses recorded for the fiscal year ended March 31, 2025.

2. Major items of increase during the year were as follows:

Renewal of Hachioji Facility	(Construction in progress)	¥5,534 million
	(Buildings)	¥4,908 million
	(Tools, furniture and fixtures)	¥1,039 million
	(Machinery and equipment)	¥25 million
	(Structures)	¥10 million
Renewal of Nagano Facility	(Construction in progress)	¥6,424 million
	(Buildings)	¥397 million
	(Structures)	¥3 million
Development and manufacturing common infrastructure system	(Software in progress)	¥2,726 million
Global human resources management system	(Software)	¥1,424 million

3. Major items of decrease during the year were as follows:

Transfer of facilities to subsidiaries related to the organization change	(Tools, furniture and fixtures)	¥1,014 million
	(Machinery and equipment)	¥453 million
	(Lease assets)	¥339 million
	(Software)	¥3 million
Impairment of unnecessary assets related to the renewal of Nagano Facility	(Buildings)	¥202 million
	(Structures)	¥9 million

	(Machinery and equipment)	¥6 million
Impairment related to the sale of company housing of Nagano Facility		
	(Land)	¥55 million
	(Buildings)	¥45 million

Provisions Schedule

(Millions of yen)

Account	Balance at April 1, 2024	Increase during the year	Decrease during the year	Balance at March 31, 2025
Allowance for doubtful accounts	5,474	141	746	4,869
Provision for product warranties	7	152	116	43
Provision for business restructuring	55	–	42	13

Note: 1. Major items of decrease in Allowance for doubtful accounts during the year were as follows:
Reversal of provision in line with recovery of financial condition of Sony Olympus Medical Solutions Inc.
¥724 million

(2) Details of Major Assets and Liabilities

Olympus Corporation omits a description concerning details of major assets and liabilities due to preparation of consolidated financial statements.

(3) Other Information

Not applicable.

VI. Outline of Share-Related Administration of Reporting Company

Fiscal year	From April 1 to March 31
General Meeting of Shareholders	June
Record date	March 31
Record date for distribution of surplus	September 30 and March 31
The number of shares constituting one unit	100 shares
Purchase of shares less than one unit Handling office Transfer Agent for common stock Transfer office Purchase fee	 1-4-1 Marunouchi, Chiyoda-ku, Tokyo, Japan Sumitomo Mitsui Trust Bank, Limited Stock Transfer Agency Department 1-4-1 Marunouchi, Chiyoda-ku, Tokyo, Japan Sumitomo Mitsui Trust Bank, Limited – Free
Method of public notice	The method of public notice of Olympus Corporation shall be by electronic public notice. However, in the event that electronic public notice becomes impossible due to unavoidable circumstances, announcements will be published in the Nihon Keizai Shimbun. Electronic public notices are posted on Olympus Corporation's website, which may be accessed with the following URL. https://www.olympus-global.com/ir/
Special benefits for Shareholders	Not applicable.

VII. Reference Information of Reporting Company

1. Information about Parent of Reporting Company

   Not applicable.

2. Other Reference Information

   Olympus Corporation submitted the following documents during the period from the beginning of the current fiscal year to the date of submission of the annual securities report.

(1)	Annual Securities Report, the documents attached thereto, and the Confirmation Letter	Fiscal year (156th Term)	From April 1, 2023 to March 31, 2024	Submitted to the Director-General of the Kanto Local Finance Bureau on June 20, 2024
(2)	Internal Control Report and the documents attached thereto	Fiscal year (156th Term)	From April 1, 2023 to March 31, 2024	Submitted to the Director-General of the Kanto Local Finance Bureau on June 20, 2024
(3)	Securities Registration Statement (allotment of restricted stock) and the documents attached thereto			Submitted to the Director-General of the Kanto Local Finance Bureau on June 26, 2024
(4)	Amendment to Securities Registration Statement	This is an amendment to the Securities Registration Statement submitted on June 26, 2024.		Submitted to the Director-General of the Kanto Local Finance Bureau on June 27, 2024
(5)	Extraordinary Report	This is an Extraordinary Report pursuant to Article 24-5, Paragraph 4 of the Financial Instruments and Exchange Act and Article 19, Paragraph 2, Item 9-2 of the Cabinet Office Order on Disclosure of Corporate Affairs.		Submitted to the Director-General of the Kanto Local Finance Bureau on June 27, 2024
(6)	Amended Shelf Registration Statement			Submitted to the Director-General of the Kanto Local Finance Bureau on June 27, 2024
(7)	Report on Repurchase	Reporting period	From June 1, 2024 to June 30, 2024	Submitted to the Director-General of the Kanto Local Finance Bureau on July 5, 2024
(8)	Report on Repurchase	Reporting period	From July 1, 2024 to July 31, 2024	Submitted to the Director-General of the Kanto Local Finance Bureau on August 7, 2024
(9)	Report on Repurchase	Reporting period	From August 1, 2024 to August 31, 2024	Submitted to the Director-General of the Kanto Local Finance Bureau on September 6, 2024
(10)	Report on Repurchase	Reporting period	From September 1, 2024 to September 30, 2024	Submitted to the Director-General of the Kanto Local Finance Bureau on October 7, 2024
(11)	Extraordinary Report	This is an extraordinary report pursuant to Article 24-5, Paragraph 4 of the Financial Instruments and Exchange Act and Article 19, Paragraph 2, Item 9 of the Cabinet Office Order on Disclosure of Corporate Affairs.		Submitted to the Director-General of the Kanto Local Finance Bureau on October 28, 2024
(12)	Amended Shelf Registration Statement			Submitted to the Director-General of the Kanto Local Finance Bureau on October 28, 2024
(13)	Report on Repurchase	Reporting period	From October 1, 2024 to October 31, 2024	Submitted to the Director-General of the Kanto Local Finance Bureau on November 8, 2024
(14)	Semi-Annual Securities Report and the Confirmation Letter	Fiscal year (Interim period of 157th Term)	From April 1, 2024 to September 30, 2024	Submitted to the Director-General of the Kanto Local Finance Bureau on November 8, 2024

(15)	Report on Repurchase	Reporting period	From November 1, 2024 to November 30, 2024	Submitted to the Director-General of the Kanto Local Finance Bureau on December 9, 2024
(16)	Report on Repurchase	Reporting period	From December 1, 2024 to December 31, 2024	Submitted to the Director-General of the Kanto Local Finance Bureau on January 10, 2025
(17)	Extraordinary Report	This is an extraordinary report pursuant to Article 24-5, Paragraph 4 of the Financial Instruments and Exchange Act and Article 19, Paragraph 2, Item 9 of the Cabinet Office Order on Disclosure of Corporate Affairs.		Submitted to the Director-General of the Kanto Local Finance Bureau on April 25, 2025
(18)	Amended Shelf Registration Statement			Submitted to the Director-General of the Kanto Local Finance Bureau on April 25, 2025
(19)	Securities Registration Statement (allotment of restricted stock) and the documents attached thereto			Submitted to the Director-General of the Kanto Local Finance Bureau on May 14, 2025
(20)	Extraordinary Report	This is an extraordinary report pursuant to Article 24-5, Paragraph 4 of the Financial Instruments and Exchange Act and Article 19, Paragraph 2, Item 2 of the Cabinet Office Order on Disclosure of Corporate Affairs.		Submitted to the Director-General of the Kanto Local Finance Bureau on June 6, 2025
(21)	Amended Shelf Registration Statement			Submitted to the Director-General of the Kanto Local Finance Bureau on June 6, 2025
(22)	Amendment to Securities Registration Statement	This is an amendment to the Securities Registration Statement submitted on May 14, 2025.		Submitted to the Director-General of the Kanto Local Finance Bureau on June 6, 2025
(23)	Shelf Registration Supplements (share certificate, bond certificate, etc.) and the documents attached thereto			Submitted to the Director-General of the Kanto Local Finance Bureau on June 11, 2025

Part II. Information about Reporting Company's Guarantor, etc.

Not applicable.

Following is an English translation of the Independent Auditor's Report and Internal Control Audit Report. This report is presented merely as supplemental information.

Independent Auditor's Report and Internal Control Audit Report

June 19, 2025

The Board of Directors
OLYMPUS CORPORATION

Ernst & Young ShinNihon LLC

Tokyo Office

Designated Engagement Partner	Certified Public Accountant	Makoto Usui
Designated Engagement Partner	Certified Public Accountant	Masanori Enomoto
Designated Engagement Partner	Certified Public Accountant	Mitsuharu Konno

<Audit of the Consolidated Financial Statements>

Opinion

We have audited the accompanying consolidated financial statements of Olympus Corporation and its subsidiaries (the Group) for the fiscal year from April 1, 2024 to March 31, 2025, which comprise the consolidated statement of financial position, the consolidated statement of profit or loss, comprehensive income, changes in equity, and cash flows, and notes to the consolidated financial statements in accordance with the provision of Article 193-2, Paragraph 1 of the Financial Instruments and Exchange Act.

In our opinion, the accompanying consolidated financial statements, which have been prepared in accordance with the International Financial Reporting Standards, as prescribed in provisions of Article 312 of the "Regulation on Terminology, Forms, and Preparation Methods of Consolidated Financial Statements," present fairly, in all material respects, the consolidated financial position of the Group as at March 31, 2025, and its consolidated financial performance and its consolidated cash flows for the fiscal year then ended on the same date.

Basis for Opinion

We conducted our audit in accordance with auditing standards generally accepted in Japan. Our responsibilities under those standards are further described in the Auditor's Responsibilities for the Audit of the Consolidated Financial Statements section of our report. We are independent of the Group in accordance with the ethical requirements that are relevant to our audit of the consolidated financial statements in Japan, and we have fulfilled our other ethical responsibilities in accordance with these requirements. We believe that the audit evidence we have obtained is sufficient and appropriate to provide a basis for our opinion.

Key Audit Matters

Key audit matters are those matters that, in our professional judgment, were of most significance in our audit of the consolidated financial statements of the current period. These matters were addressed in the context of the audit of the consolidated financial statements as a whole, and in forming the auditor's opinion thereon, and we do not provide a separate opinion on these matters.

Valuation of goodwill of the Therapeutic Solutions segment	
Description of Key Audit Matter and Reasons for Decision	Auditor's Response
As described in Notes to the Consolidated Financial Statements, "16. Impairment of Non-financial Assets (2) Impairment test for goodwill," the Company performed an impairment test for goodwill related to the Therapeutic Solutions segment (cash generating unit) in the fiscal year ended March 31, 2025. As of March 31, 2025, the amount of goodwill for the Therapeutic Solutions segment was ¥147,143 million (10.3% of total assets of Consolidated Statement of Financial Position). In performing the impairment test for goodwill related to the Therapeutic Solutions segment, the Company measures the recoverable amount based on value in use. Value in use is determined by discounting to present value the cash flows based on the business plan approved by management having a maximum term of five years as well as the terminal value, which is based on the growth rates after the term of the business plan. The main assumptions in determining value in use are as follows: • Growth rate and operating profit ratio in the business plan • Growth rate for the period after the term of the business plan • Discount rate These main assumptions involve uncertainty associated with management estimates and have a significant impact on determining value in use. Among these, the growth rate and the operating profit ratio in the business plan are based on growth through the expansion of the Company's portfolio of treatment tools and devices, and dissemination of procedures. However, these are affected by the external environment, such as regulations on medical devices in the countries and regions where the Company operates its Therapeutic Solutions Business, and competition with products of other companies. Forecasting the growth rate after the planning period has elapsed requires a high degree of judgment by management, and is subject to uncertainty. Determination of the discount rate requires a high degree of valuation expertise in the selection of the calculation method and inputs. During the fiscal year ended March 31, 2025, the Company continued to incur costs associated with its improvement activities for quality and regulatory compliance in response to the Warning Letters received from the U.S. Food and Drug Administration (FDA) in a previous fiscal year. Uncertainty surrounding the external environment is also increasing. Based on the above, we determined this to be a key audit matter.	In considering the valuation of goodwill of the Therapeutic Solutions segment, we performed the following audit procedures, among others. ● We made inquiries of management and reviewed related agenda materials of the Board of Directors and other meetings to gain an understanding of strategies in the Therapeutic Solutions Business, which is the basis of the business plan having a maximum term of five years. In the inquiries to the management, we discussed the following items. • Consistency between the company strategy announced by Olympus Corporation in May 2023 and the Therapeutic Solutions Business strategies • Impact of the progress made on the improvement plans to address the issues pointed out in the Warning Letter and the future outlook on new product development activities and the timing of market launches, and the estimated future costs of the improvement activities ● We compared the growth rate and operating profit ratio used in the business plan with past results, market forecasts, and available external data for the markets that have a significant impact on the determination of value in use. We also performed our own sensitivity analysis, which included certain stresses on the risk factors included in the assumptions. ● We involved valuation specialists from our network firms and performed the following procedures. • We compared the growth rate for the period after the term of the business plan with market forecasts and available external data. • Regarding the discount rate, we compared it with the acceptable range set by valuation specialists and evaluated the reasonableness of the method used to determine the discount rate and the reliability of external data used as the basis of determination. • We evaluated the reasonableness of the method used to determine value in use.

Valuation of Deferred Tax Assets	
Description of Key Audit Matter and Reasons for Decision	Auditor's Response
The Company recorded deferred tax assets of ¥65,400 million in the Consolidated Statement of Financial Position for the fiscal year ended March 31, 2025. As described in Notes to the Consolidated Financial Statements, "37. Income Taxes," the amount before offsetting deferred tax liabilities is ¥98,815 million. As described in Notes to the Consolidated Financial Statements, "3. Material Accounting Policies (21) Income Taxes," the Company and some of its subsidiaries in Japan have adopted the consolidated tax system. Deferred tax assets are recognized to the extent that it is expected that taxable profits will be available against which deductible temporary differences, unused tax credits carried forward and tax losses carried forward can be utilized. Estimates of taxable income used to determine the recoverability of deferred tax assets are based on business plans prepared by management. However, such estimates are subject to uncertainties, including significant judgments based on growth rate and the operating profit ratio. Based on the above, we determined this to be a key audit matter.	We performed the following audit procedures to evaluate the reasonableness of the determination of the recoverability of deferred tax assets ● We compared the business plans of prior years with results to evaluate the effectiveness of the estimation process for business planning, which is the basis for estimating future taxable income. ● We compared the growth rate used in the business plan with past results, market forecasts, and available external data. In addition, we examined the operating profit ratio using past results and related materials. ● We made inquiries of management and reviewed minute materials for meetings of the Board of Directors, etc. to assess the impact that the progress with and outlook for the improvement plans to address the issues pointed out in the Warning Letters will have on the business plan. ● We studied the scheduling of the expected timing of elimination of the deductible temporary differences.

Other Information

The other information comprises the information included in the annual securities report except that from the consolidated financial statements, non-consolidated financial statements and our auditor's report thereon. Management is responsible for preparation and disclosure of the other information. The Audit Committee is responsible for overseeing the performance of duties by Executive Officers and Directors within the maintenance and operation of reporting process of the other information.

Our opinion on the audit of the consolidated financial statements does not include the other information, and we do not provide an opinion on the other information.

Our responsibility in the audit of the consolidated financial statements is to read the other information carefully and, in the course of that reading, consider whether there are material differences between the other information and the consolidated financial statements or knowledge we have gained in the audit. It is also our responsibility to note whether there are any other indications of significant errors in the other information aside from such material differences.

If, based on the work we have performed, we conclude that there is a material misstatement of this other information, we are required to report that fact.

We have nothing to report in this regard.

Responsibilities of Management, the Audit Committee for the Consolidated Financial Statements

Management is responsible for the preparation and fair presentation of these consolidated financial statements in accordance with IFRSs, and for such internal control as management determines is necessary to enable the preparation of consolidated financial statements that are free from material misstatement, whether due to fraud or error.

In preparing the consolidated financial statements, management is responsible for assessing the Group's ability to continue as a going concern and disclosing, as required by IFRSs, matters related to going concern.

Audit Committee is responsible for overseeing the performance of duties by Executive Officers and Directors within the maintenance and operation of the financial reporting process.

Auditor's Responsibilities for the Audit of the Consolidated Financial Statements

Our responsibilities are to obtain reasonable assurance about whether the consolidated financial statements as a whole are free from material misstatement, whether due to fraud or error, and to issue an auditor's report that includes our opinion on the consolidated financial statements based on our audit from an independent point of view. Misstatements can arise from fraud or error and are considered material, if individually or in the aggregate, they could reasonably be expected to influence the economic decisions of users taken on the basis of these consolidated financial statements.

As part of an audit in accordance with auditing standards generally accepted in Japan, we exercise professional judgment and maintain professional skepticism throughout the audit. We also:

- Identify and assess the risks of material misstatement of the non-consolidated financial statements, whether due to fraud or error, design and perform audit procedures responsive to those risks. Selecting audit procedures to be applied is at the discretion of the auditor. Obtain audit evidence that is sufficient and appropriate to provide a basis for our opinion.
- Consider internal control relevant to the audit in order to design audit procedures that are appropriate in the circumstances for our risk assessments, while the purpose of the audit of the consolidated financial statements is not expressing an opinion on the effectiveness of the Group's internal control.
- Evaluate the appropriateness of accounting policies used by management and their method of application, as well as the reasonableness of accounting estimates by management and related notes thereto.
- Conclude on the appropriateness of management's use of the going concern basis for preparing the consolidated financial statements of accounting and, based on the audit evidence obtained, whether a material uncertainty exists related to events or conditions that may cast significant doubt on the Group's ability to continue as a going concern. If we conclude that a material uncertainty exists, we are required to draw attention in our auditor's report to the related notes to the consolidated financial statements, or, if the notes to the consolidated financial statements on material uncertainty are inadequate, to express a qualified opinion with exceptions on the consolidated financial statements. Our conclusions are based on the audit evidence obtained up to the date of our auditor's report. However, future events or conditions may cause the Group to cease to continue as a going concern.
- Evaluate the overall presentation, structure and content of the consolidated financial statements, including the notes thereto, and whether the consolidated financial statements represent the underlying transactions and events in a manner that achieves fair presentation in accordance with IFRSs.
- Plan and perform the group audit to obtain sufficient appropriate audit evidence regarding the financial information of the entities or business units within the Group as a basis for forming an opinion on the consolidated financial statements. We are responsible for the direction, supervision and review of the group audit. We remain solely responsible for our audit opinion.

We communicate with the Audit Committee regarding, the planned scope and timing of the audit and significant audit findings, including any significant deficiencies in internal control that we identify during our audit, and other matters required by auditing standards.

We also provide the Audit Committee with a statement that we have complied with the ethical requirements in Japan regarding independence that are relevant to our audit of the consolidated financial statements, and communicate with them all relationships and other matters that may reasonably be thought to bear on our independence, and where applicable, related safeguards in order to eliminate obstruction factors or reduce them to an acceptable level.

From the matters communicated with the Audit Committee, we determine those matters that were of most significance in the audit of the consolidated financial statements of the current period and are therefore the key audit matters. We describe these matters in our auditor's report unless law or regulation precludes public disclosure about the matter or when, in extremely rare circumstances, we determine that a matter should not be communicated in our report because the adverse consequences of doing so would reasonably be expected to outweigh the public interest benefits of such communication.

<Internal Control Audit>

Opinion

We have audited the Internal Control Report as of March 31, 2025 of Olympus Corporation to provide audit certification in accordance with the provision of Article 193-2, Paragraph 2 of the Financial Instruments and Exchange Act.

In our opinion, the accompanying Internal Control Report, in which Olympus Corporation indicated that its internal control over financial reporting as of March 31, 2025 was effective, presented fairly, in all material respects, the results of its assessment of internal control over financial reporting, in accordance with assessment standards for internal control over financial reporting generally accepted in Japan.

Basis for Opinion

We conducted our internal control audit in accordance with auditing standards for internal control over financial reporting generally accepted in Japan. Our responsibilities under auditing standards for internal control over financial reporting are further described in the Auditor's Responsibilities for the Internal Control Audit section of our report. We are independent of the Group in accordance with the ethical requirements that are relevant to our audit of the consolidated financial statements in Japan, and we have fulfilled our other ethical responsibilities in accordance with these requirements. We believe that the audit evidence we have obtained is sufficient and appropriate to provide a basis for our opinion.

Responsibilities of Management, the Audit Committee for Internal Control Report

Management is responsible for developing and implementing internal control over financial reporting, and for the preparation and fair presentation of an Internal Control Report in accordance with assessment standards for internal control over financial reporting generally accepted in Japan.

The Audit Committee is responsible for overseeing and verifying the development and implementation of internal control over financial reporting.

Internal control over financial reporting may not completely prevent or detect misstatements in financial reporting.

Auditor's Responsibilities for the Internal Control Audit

Our objectives are to obtain reasonable assurance about whether the Internal Control Report is free from material misstatement based on the internal control audit, and to issue an auditor's report that includes our opinion on the Internal Control Report from an independent standpoint.

As part of an internal control audit over financial reporting in accordance with auditing standards generally accepted in Japan, we exercise professional judgment and maintain professional skepticism throughout the audit. We also:

- Perform audit procedures to obtain audit evidence regarding the results of the assessment of internal control over financial reporting in the Internal Control Report. Audit procedures for internal control audits are selected and applied at our discretion, based on the materiality of their effects on the reliability of financial reporting.
- Examine the contents of the Internal Control Report as a whole, including statements made by management regarding the scope of assessment of internal control over financial reporting, the assessment procedures performed, and the assessment results.
- Plan and perform the internal control audit to obtain sufficient appropriate audit evidence regarding the results of the assessment of internal control over financial reporting in the Internal Control Report. We are responsible for the direction, surpervision and review of the audit of the Internal Control Report. We remain solely responsible for our audit opinion.

We communicate with the Audit Committee regarding the planned scope and timing of the internal control audit, the results of the internal control audit, any significant deficiencies in internal control that we identify during our audit that should be disclosed, the results of their correction, and other matters required by the standards for internal control audits.

We also provide the Audit Committee with a statement that we have complied with the ethical requirements in Japan regarding independence that are relevant to our audit of the consolidated financial statements, and communicate with them all relationships and other matters that may reasonably be thought to bear on our independence, and where applicable, related safeguards in order to eliminate obstruction factors or reduce them to an acceptable level.

<Remuneration-related information>

The amount of remuneration for members of the Independent Auditor and persons within the Independent Auditor's network for auditing services for the Company and its subsidiaries and for non-auditing services is indicated in the Corporate Governance, etc. of (3) "Audits" of the "Information about Reporting Company."

Interest Required to Be Disclosed by the Certified Public Accountants Act of Japan

Our firm and its designated engagement partners do not have any interest in the Group which is required to be disclosed pursuant to the provisions of the Certified Public Accountants Act of Japan.

---

* 1. The original of the above auditor's report is kept separately by the Company as an attachment to the consolidated financial statements and the Internal Control Report.
2. XBRL data is not included in the scope of the audit.

Following is an English translation of the Independent Auditor's Report.
This report is presented merely as supplemental information.

Independent Auditor's Report

June 19, 2025

The Board of Directors
OLYMPUS CORPORATION

Ernst & Young ShinNihon LLC

Tokyo Office

Designated Engagement Partner	Certified Public Accountant	Makoto Usui
Designated Engagement Partner	Certified Public Accountant	Masanori Enomoto
Designated Engagement Partner	Certified Public Accountant	Mitsuharu Konno

<Audit of the Financial Statements>

Opinion

We have audited the accompanying the non-consolidated financial statements of Olympus Corporation for the fiscal year from April 1, 2024 to March 31, 2025, which comprise the non-consolidated balance sheet, non-consolidated statement of income, the non-consolidated statement of changes in net assets, significant accounting policies, and other notes and supplementary schedules to provide audit certification in accordance with the provision of Article 193-2, Paragraph 1 of the Financial Instruments and Exchange Act.

In our opinion, the accompanying non-consolidated financial statements present fairly, in all material respects, the financial position of the Company as at March 31, 2025, and its financial performance for the fiscal year then ended on the same date in accordance with accounting standards generally accepted in Japan.

Basis for Opinion

We conducted our audit in accordance with auditing standards generally accepted in Japan. Our responsibilities under those standards are further described in the Auditor's Responsibilities for the Audit of the Non-Consolidated Financial Statements section of our report. We are independent of the Company in accordance with the ethical requirements that are relevant to our audit of the financial statements in Japan, and we have fulfilled our other ethical responsibilities in accordance with these requirements. We believe that the audit evidence we have obtained is sufficient and appropriate to provide a basis for our opinion.

Key Audit Matters

Key audit matters are those matters that, in our professional judgment, were of most significance in our audit of the non-consolidated financial statements of the current fiscal year. These matters were addressed in the context of the audit of the non-consolidated financial statements as a whole, and in forming the auditor's opinion thereon, and we do not provide a separate opinion on these matters.

Valuation of Deferred Tax Assets
The Company recorded deferred tax assets of ¥10,011 million in its non-consolidated balance sheet for the fiscal year ended March 31, 2025. As described in Notes to the Non-Consolidated Financial Statements (Significant Accounting Estimates) 5. Recoverability of Deferred Tax Assets, the amount before offsetting deferred tax liabilities is ¥16,152 million.
Our reasons for determining the matter to be a key audit matter and our response are the same as those described in the Auditor's Report on the Consolidated Financial Statements (Valuation of deferred tax assets), so they have therefore been omitted.

Other Information

The other information comprises the information included in the annual securities report except that from the consolidated financial statements, non-consolidated financial statements and our auditor's report thereon. Management is responsible for preparation and disclosure of the other information. The Audit Committee is responsible for overseeing the performance of duties by Executive Officers and Directors within the maintenance and operation of reporting process of the other information.

Our opinion on the audit of the non-consolidated financial statements does not include the other information, and we do not provide an opinion on the other information.

Our responsibility in the audit of the non-consolidated financial statements is to read the other information carefully and, in the course of that reading, consider whether there are material differences between the other information and the non-consolidated financial statements or knowledge we have gained in the audit. It is also our responsibility to note whether there are any other indications of significant errors in the other information aside from such material differences.

If, based on the work we have performed, we conclude that there is a material misstatement of this other information, we are required to report that fact.

We have nothing to report in this regard.

Responsibilities of Management, the Audit Committee for the Non-Consolidated Financial Statements

Management is responsible for the preparation and fair presentation of the non-consolidated financial statements in accordance with accounting principles generally accepted in Japan, This includes the maintenance and operation of such internal control as management determines is necessary to enable the preparation and fair presentation of non-consolidated financial statements, etc. that are free from material misstatement, whether due to fraud or error.

In preparing the non-consolidated financial statements, management is responsible for assessing the Company's ability to continue as a going concern and disclosing matters related to going concern as required in accordance with accounting principles generally accepted in Japan.

Audit Committee is responsible for overseeing the performance of duties by Executive Officers and Directors within the maintenance and operation of the financial reporting process.

Auditor's Responsibilities for the Audit of the Non-Consolidated Financial Statements

Our responsibilities are to obtain reasonable assurance about whether the non-consolidated financial statements as a whole are free from material misstatement, whether due to fraud or error, and to issue an auditor's report that includes our opinion on the non-consolidated financial statements based on our audit from an independent point of view. Misstatements can arise from fraud or error and are considered material, if individually or in the aggregate, they could reasonably be expected to influence the economic decisions of users taken on the basis of the non-consolidated financial statements.

As part of an audit in accordance with auditing standards generally accepted in Japan, we exercise professional judgment and maintain professional skepticism throughout the audit. We also:

- Identify and assess the risks of material misstatement of the non-consolidated financial statements, whether due to fraud or error, design and perform audit procedures responsive to those risks. Selecting audit procedures to be applied is at the discretion of the auditor. Obtain audit evidence that is sufficient and appropriate to provide a basis for our opinion.

- Consider internal control relevant to the audit in order to design audit procedures that are appropriate in the circumstances for our risk assessments, while the purpose of the audit of the non-consolidated financial statements is not expressing an opinion on the effectiveness of the Group's internal control.
- Evaluate the appropriateness of accounting policies used by management and their method of application, as well as the reasonableness of accounting estimates by management and related notes thereto.
- Conclude on the appropriateness of management's use of the going concern basis for preparing the non-consolidated financial statements of accounting and, based on the audit evidence obtained, whether a material uncertainty exists related to events or conditions that may cast significant doubt on the Group's ability to continue as a going concern. If we conclude that a material uncertainty exists, we are required to draw attention in our auditor's report to the related notes to the non-consolidated financial statements, or, if the notes to the non-consolidated financial statements on material uncertainty are inadequate, to express a qualified opinion with exceptions on the non-consolidated financial statements. Our conclusions are based on the audit evidence obtained up to the date of our auditor's report. However, future events or conditions may cause the Group to cease to continue as a going concern.
- Evaluate the overall presentation, structure and content of the non-consolidated financial statements, including the notes thereto, and whether the non-consolidated financial statements represent the underlying transactions and events in a manner that achieves fair presentation in accordance with accounting principles generally accepted in Japan.

We communicate with the Audit Committee regarding, the planned scope and timing of the audit and significant audit findings, including any significant deficiencies in internal control that we identify during our audit, and other matters required by auditing standards.

We also provide the Audit Committee with a statement that we have complied with the ethical requirements in Japan regarding independence that are relevant to our audit of the financial statements, and communicate with them all relationships and other matters that may reasonably be thought to bear on our independence, and where applicable, related safeguards in order to eliminate obstruction factors or reduce them to an acceptable level.

From the matters communicated with the Audit Committee, we determine those matters that were of most significance in the audit of the non-consolidated financial statements of the current fiscal year and are therefore the key audit matters. We describe these matters in our auditor's report unless law or regulation precludes public disclosure about the matter or when, in extremely rare circumstances, we determine that a matter should not be communicated in our report because the adverse consequences of doing so would reasonably be expected to outweigh the public interest benefits of such communication.

<Remuneration-related information>

Remuneration-related information is indicated in the auditor's report on the consolidated financial statements.

Interest Required to Be Disclosed by the Certified Public Accountants Act of Japan

We or engagement partners have no interest in the Company which should be disclosed in accordance with the Certified Public Accountants Act.

---

* 1. The original of the above auditor's report is kept separately by the Company as an attachment to the non-consolidated financial statements.
2. XBRL data is not included in the scope of the audit.

[Cover]

[Document Submitted]	Confirmation Letter
[Article of the Applicable Law Requiring Submission of This Document]	Article 24-4-2, Paragraph 1 of the Financial Instruments and Exchange Act
[Submitted to]	Director-General of the Kanto Local Finance Bureau
[Date of Submission]	June 19, 2025
[Company Name]	Olympus Kabushiki Kaisha
[Company Name in English]	OLYMPUS CORPORATION
[Position and Name of Representative]	Yasuo Takeuchi, Director, Representative Executive Officer, Executive Chairperson and ESG Officer
[Position and Name of Chief Financial Officer]	Not applicable.
[Location of Head Office]	2951 Ishikawa-machi, Hachioji-shi, Tokyo
[Place Where Available for Public Inspection]	Tokyo Stock Exchange, Inc. (2-1 Nihonbashi Kabutocho, Chuo-ku, Tokyo, Japan)

1. Matters Concerning the Adequacy of the Contents of the Securities Report

   Yasuo Takeuchi, Director, Representative Executive Officer, Executive Chairperson and ESG Officer of Olympus Corporation has confirmed that the information in Olympus Corporation's Annual Securities Report for the fiscal year ended March 31, 2025 (April 1, 2024 to March 31, 2025) is properly presented in accordance with the Financial Instruments and Exchange Act.

2. Special Notes

   There are no matters to be noted.

[Cover]

[Document Submitted]	Internal Control Report
[Article of the Applicable Law Requiring Submission of This Document]	Article 24-4-4, Paragraph 1 of the Financial Instruments and Exchange Act
[Submitted to]	Director-General of the Kanto Local Finance Bureau
[Date of Submission]	June 19, 2025
[Company Name]	Olympus Kabushiki Kaisha
[Company Name in English]	OLYMPUS CORPORATION
[Position and Name of Representative]	Yasuo Takeuchi, Director, Representative Executive Officer, Executive Chairperson and ESG Officer
[Position and Name of Chief Financial Officer]	Not applicable.
[Location of Head Office]	2951 Ishikawa-machi, Hachioji-shi, Tokyo
[Place Where Available for Public Inspection]	Tokyo Stock Exchange, Inc. (2-1 Nihonbashi Kabutocho, Chuo-ku, Tokyo, Japan)

1. Matters Related to the Basic Framework for Internal Control over Financial Reporting

   Yasuo Takeuchi, Director, Representative Executive Officer, Executive Chairperson and ESG Officer of Olympus Corporation is responsible for the development and operation of Olympus Corporation's internal control over financial reporting, and maintains and operates internal control over financial reporting in accordance with the basic framework for internal control indicated in the "On the Revision of the Standards and Practice Standards for Management Assessment and Audit concerning Internal Control Over Financial Reporting (Council Opinions)" issued by the Business Accounting Council.

   Internal control aims at achieving the objectives to a reasonable extent with the organized and integrated function of individual components as a whole. Accordingly, internal control over financial reporting may not completely prevent or detect misstatements in financial reporting.

2. Matters Related to the Scope of Assessment, Base Date and Assessment Procedures

   The assessment of internal control over financial reporting was conducted with March 31, 2025, the end of the current fiscal year, as the base date, and the assessment was made in accordance with generally accepted standards for the assessment of internal control over financial reporting.

   In this assessment, internal controls that have a significant impact on overall financial reporting on a consolidated basis (companywide internal controls) were assessed, and based on the results of the assessment, business processes to be assessed are selected. In assessing the business process, the selected business process is analyzed, and key control points that have a significant impact on the reliability of financial reporting are identified. The effectiveness of internal control is then assessed by evaluating the status of development and operation of these key control points.

   The scope of the assessment of internal control over financial reporting was determined for Olympus Corporation, its consolidated subsidiaries, and its equity-method companies based on the materiality of the effect on the reliability of financial reporting. The materiality of the effects on the reliability of financial reporting was determined by considering the monetary and qualitative effects and the likelihood of such effects. The scope of assessment of internal control over business processes was reasonably determined based on the results of the assessment of companywide internal controls conducted for Olympus Corporation and its consolidated subsidiaries. Consolidated subsidiaries and equity-method companies that are considered to be immaterial in terms of monetary and qualitative materialities are not included in the scope of assessment of companywide internal controls.

   Since the Group operates a single business, primarily consisting of the manufacture and sale of endoscopes and therapeutic solutions, the scope of assessment of internal control over business processes was determined by adding up the revenues (after elimination of consolidated intercompany transactions) of each business location in the previous fiscal year, beginning with the location with the highest amount, and designating as significant business locations those locations that accounted for approximately two-thirds of consolidated revenues in the previous fiscal year and those locations that were deemed significant (Note 1) in light of qualitative factors even if revenue does not account for approximately two-thirds. For the selected significant business locations, the business processes leading to revenues, accounts receivable, and inventories were assessed as accounts that have a significant bearing on Olympus Corporation's business objectives. Furthermore, regarding the significant business locations selected in light of qualitative factors, the scope of assessment included business processes that have a high possibility of material misstatement and that are related to significant accounts (Note 2) that involve estimates and forecasts.

   It was concluded that there are no business processes that need to be individually added to the scope of assessment, since all business processes deemed significant when taking into account their impact on financial reporting are included in business processes that are related to accounts that have a significant bearing on Olympus Corporation's business objectives. It was also concluded that there are no business processes that need to be individually added to the scope of assessment beyond the conventional scope, even after taking into account changes surrounding Olympus Corporation and its operating environment

   Notes: 1. Major companies with manufacturing and logistics functions given that the Olympus Group is engaged in manufacturing, regional headquarters that play a particularly important role among holding companies given that holding companies play a role in controlling the business entities under their umbrella, and major companies with financial functions given that transactions are generally considered to be complex and involve high transaction risks

2. Inventories at business sites with manufacturing and logistics functions, taxes and significant accounts that involve estimates and forecasts by management at regional headquarters, and deposits, loans receivable, and securities at major companies with financial functions

3. Matters Related to Assessment Results

   As a result of the above assessment, it was concluded that the Olympus Group's internal control over financial reporting was effective as of the end of the current fiscal year.

4. Supplemental Notes

   Not applicable.

5. Special Notes

   Not applicable.