Stock Code: 4919

Nuvoton Technology Corp.

2025

Annual Report

March 09, 2026

Nuvoton Annual Report Website
■Market Observation Post System website: http://mops.twse.com.tw
■Nuvoton Annual Report Website: https://www.nuvoton.com

1. Company Spokesperson:
   Name: Hsiu-Fen Lai
   Title: Vice President, Finance Center
   Telephone: (03)577-0066
   Email: HFLai@nuvoton.com

2. Deputy Spokesperson:
   Name: Justin Chan
   Title: Finance Director, Finance Center
   Telephone: (03)577-0066
   Email: WHCHAN@nuvoton.com

3. Nuvoton Address and Telephone Number:
   Headquarters: No. 4, Creation 3rd Rd., Hsinchu Science Park, Hsinchu City, Taiwan
   Telephone: (03) 577-0066 (main line)

4. Common Stock Transfer Agency:
   Name: CTBC Bank Co., Ltd. Transfer Agency Department
   Address: 5F, No. 83, Sec.1, Chungking S. Road, Taipei City
   Telephone: (02) 6636-5566
   Website: http://www.ctbcbank.com

5. Auditor:
   Name of Firm: Deloitte & Touche
   Name of Auditors: K. T. Hong, Accountant; Shu-Lin Liu, Accountant
   Address: 20F, No. 100, Songren Road, Xinyi District, Taipei City, Taiwan
   Telephone: (02)2725-9988
   Website: http://www.deloitte.com.tw

6. Overseas Securities Listing Exchange and Information:
   Foreign Unsecured Convertible Bond: Singapore Exchange Limited
   Foreign Convertible Bond International Securities Identification No. (ISIN): XS2972955608

7. Company website: https://www.nuvoton.com

Table of contents

Chapter 1 Letter to Shareholders ····· **1**

Chapter 2 Company Governance Report ····· **4**

I. Company profile 4

II. Profile of directors and managerial officers 5

III. Implementation of corporate governance 25

IV. Information on fees to CPA 84

V. The changes to the accountants before and after the two most recent years 84

VI. The Chairman, President and Financial or Accounting Managerial Officer of the Company who had worked for the Independent CPA or the affiliate in the past year. 85

VII. Share transfer by Directors, supervisors, managerial officers and shareholders holding more than 10% equity and changes to share pledging by them in the past year and up to the date of report: Please refer to the Market Observation Post System for information. 85

VIII. Information on the relationship between any of the top ten shareholders (related party, spouse, or kinship within the second degree) 86

IX. The shareholding of the Company, Director, Supervisor, Managerial Officers and an enterprise that is directly or indirectly controlled by the Company in the invested company 87

Chapter 3 Information on Capital Raising Activities ····· **88**

I. Capital and Shareholding 88

II. Corporate bond issuance status 92

III. Issuance of preferred stocks 93

IV. Issuance of global depositary receipts (GDR) 93

V. Exercise of employee stock option plan (ESOP). 93

VI. Restricted stock awards 93

VII. Issuance of new shares for merger or acquiring shares of other companies. 93

VIII.. Implementation of capital allocation plan: You can check the fundraising plan execution area of the Market Observation Post System. 93

Chapter 4 Business Overview ····· **94**

I. Business Activities 94

II. Market, production and sales 103

III. Employees 111

IV. Spending on environmental protections 111

V. Employees-employer relations 112

VI. Information security management: 118

VII. Important contracts: 121

V. Financial Position, Financial Performance and Risk Analysis 122

I. Analysis of financial status (consolidated) 122

II. Analysis of financial performance 123

III. Cash flow analysis 123

IV. Effect of major capital spending on financial position and business operation in the past year: 124

V. Investment policy in the past year, profit/loss analysis, improvement plan, and investment plan for the coming year: The Company's reinvestment projects are divided into strategic investments and non- strategic investments. The objective of strategic investments is to produce comprehensive results for the operation of the Company, and non-strategic investments are financial in nature. The Company will formulate plans in the future as required by company operations. 124

VI. Risk management and evaluation 124

VII. Other important matters 127

Chapter 6. Special Disclosures 127

I. Profiles on affiliates and subsidiaries 127

II. Progress of private placement of securities during the latest year and up to the date of report 127

III. Other supplemental information 127

IV. Corporate events with material impact on shareholders' equity or stock prices set forth in Subparagraph 2, Paragraph 3, Article 36 of Securities and Exchange Act in the past year and up to the date of report 127

Chapter 7. Financial Information 127

I. Name and audit opinions of CPAs in recent five years 127

II. Four Consolidated Financial Statements 2025 128

III. Four Standalone Financial Statements 2025 134

Chapter 1 Letter to Shareholders

Dear Shareholders

In 2025, the global economy and industry landscape were characterized by a high degree of uncertainty. Frequent adjustments to the United States tariff policies caused fluctuations in market demand and drove up operating costs. Against this backdrop, the Company's overall operations faced challenges. In particular, the Company's prior capacity investments in Japan resulted in lower-than-expected capacity utilization rates following shifts in market conditions, which increased the manufacturing cost burden in the short term. In addition, automotive products were adversely affected by inventory adjustments of key customers, leading to a decline in related revenue and adding pressure to operating performance. Nevertheless, computing-related products remained relatively resilient, supported by demand in servers and smart terminals and underpinned by the Company's years of accumulated cybersecurity protection technology and established collaboration with international customers. In response to these operational challenges, Nuvoton will continue to rationalize manufacturing costs, realign its product and market positioning, focus on core technologies and key application domains, and progressively strengthen its operational fundamentals to lay a solid foundation for future development.

Financial Performance

In terms of overall financial performance in 2025, Nuvoton's total consolidated revenue was approximately NT$30.492 billion; net loss after tax was approximately NT$1.665 billion; loss per share after tax was NT$3.97.

Products, Markets and Technological Developments

Looking back at 2025, Nuvoton deepened its presence in target markets, with products continuing to tap into application domains including AI and computing, green energy, and automotive, with key accomplishments summarized as follows:

With the continuous growth of AI in edge and cloud computing domains, we achieved several significant breakthroughs. For example, we launched the high-efficiency AI MCU deployment tool NuML Toolkit, optimized for the Nuvoton M55M1 microcontroller platform, to accelerate the implementation and realization of AI applications. The toolkit has been deployed across a diverse range of scenarios, including smart desk lamps, posture recognition, voice recognition, and image

detection. Additionally, at the 2025 OCP Summit, we unveiled the Arbel system-in-package BMC chip, demonstrating that our integrated BMC subsystem can support next-generation AI servers and data center infrastructure. In response to the power supply and thermal management demands driven by AI, in the green energy sector, our 48-volt motor control chips were expanded into server fan applications, with mass production shipments commencing to a leading power supply manufacturer in Taiwan, targeting global tier-one cloud service providers and server brand customers. In the automotive sector, the fourth-generation Gerda™ automotive HMI display chips entered mass production. This series integrates image processing technology, security protection, and display safety functions, and is applicable to electronic rearview mirrors, AR head-up displays, and electronic instrument clusters, further enhancing driving safety and user experience. Concurrently, our battery monitoring chips commenced mass production shipments to a U.S.-based automotive OEM customer for the first time, adding momentum to the Company's future performance.

Honors and Awards

In 2025, Nuvoton received numerous accolades for product innovation and corporate management. For product innovation, the Nuvoton M55M1 AI microcontroller-powered smart desk lamp application solution was nominated for the Ministry of Economic Affairs 2025 Smart Innovation Award. Nuvoton's NuMicro® M2354 microcontroller, featuring chip-level physical security protection, won the EE Awards Taiwan Product Award for MCU of the Year. In addition, the NPCM8mnx BMC chip passed OCP S.A.F.E. certification, meeting the highest standards for hardware and firmware security, openness, and supply chain trust. Simultaneously, in automotive safety, our TOF sensor obtained ASIL-B automotive functional safety certification, enabling support for a broader range of in-vehicle sensing applications in the future.

To uphold our green semiconductor business philosophy, Nuvoton remained committed to sustainable development. In 2025, Nuvoton was awarded the Net Zero Industrial Competitiveness Excellence Award, jointly organized by the Center for Taiwan Economic Development Research at National Central University and the 21st Century Foundation, and the TCSA (Taiwan Corporate Sustainability Awards) Top 100 Sustainable Enterprise Comprehensive Performance Award and Gold Award for Sustainability Reports. Nuvoton was also selected among Business Weekly's Top 100 Carbon Competitive Companies for the third consecutive year. These awards and achievements highlight our technological R&D outcomes and efforts in promoting sustainability.

Corporate Operation and Outlook

Looking ahead, the Company will continue to invest in innovative R&D and promote the development of low-carbon and green products to address sustainability trends and meet customer needs, with a commitment to creating a safer, healthier, and more resilient living environment for the planet and future generations. At the same time, in the face of challenges posed by tariffs and policy changes that may continue to affect its market visibility, the Company will uphold a prudent and flexible operating strategy to respond promptly to changes in the external environment and industry conditions. The Company will maintain close collaboration with customers and supply chain partners, strengthen the resilience and responsiveness of the overall value chain, and steadily advance its long-term development.

Chairman: Yuan-Mou Su

Chapter 2 Company Governance Report

I. Company profile

Nuvoton Technology Corp. was established on April 9, 2008. In July 2008, the Company was spun off from Winbond's Logic IC Business Group and went public on December 15, 2009. The Company registered on the Emerging Stock Market on January 29, 2010 and became listed on Taiwan Stock Exchange on September 27, 2010.

The Company focuses on the development of IC products for applications in microcontrollers and voice processing, cloud security, battery monitoring, image sensing, and semiconductor components. It holds a leading market position across industrial, automotive, communications, consumer electronics, and computer sectors. In addition, the Company operates a 6-inch wafer fabrication facility equipped with diverse process technologies, providing specialized foundry services.

The Company provides customers high quality products at low costs through vigorous innovative technical capabilities, comprehensive product solutions and outstanding integration technologies. We value long-term relationship with our customers and partners. Nuvoton has set up subsidiaries in the USA, Mainland China, Israel, India, Korea, Singapore, Japan and Germany to strengthen regional support and global management.

We adhere to the concept of "sustainable operation" and is committed to promoting the development of green semiconductors. We focus on our core business, continuously accumulate innovative research and development capabilities, and maintain our commitment to net zero by actively investing resources to achieve the carbon reduction blueprint. At the same time, we also combine external partners and resources to exert social influence, and strive to make comprehensive contributions in terms of economy, society, and environment. With steady steps, we continue to advance towards becoming a world-class IC design and manufacturing company.

II. Profile of directors and managerial officers

1. Director information (1)

March 07, 2026；Unit：Shares

Title	Nationality or place of registration	Name	Gender Age	Date elected	Term	First Elected Date	Shares held during election		No. of shares currently held		Current shares held by spouse and underage children		Shareholding by nominee arrangement		Education and Work Experiences	Other current positions within the Company	Spouse or relatives of second degree or closer acting as Directors, Supervisors, or other department heads			Note
							No. of shares	Percentage of shares	No. of shares	Percentage of shares	No. of shares	Percentage of shares	No. of shares	Percentage of shares			Title	Name	Relationship	
The Chairman	ROC	Winbond Electronics Corp.	-	2025.5.26	3 years	2008.3.14	218,554,635	52.07%	221,554,635	52.78%	-	-	-	-	-	Note 1	-	-	-	
Chairman	ROC	Rep. of Winbond Electronics Corp.: Yuan-Mou Su	M 70-80	2025.5.26	3 years	2020.2.6	-	-	90,000	0.02%	-	-	-	-	MA of Business Administration, INSEAD; BA of Economics, Stanford University. Director & President of Callisto Holding Limited	Note 2	N/A	N/A	N/A	Note 14
Vice Chairman	USA	Karen K Chiao	F 40-50	2025.5.26	3 years	2022.6.2	-	-	-	-	-	-	-	-	MBA, INSEAD; BA of Economics, Stanford University; Chairman of Nuvoton Electronics Technology (H.K.) Limited	Note 3	Director	Yu- Cheng Chiao	F-D+S-D	
Director	ROC	Chin Xin Investment Corp.	-	2025.5.26	3 years	2019.6.24	5,440,219	1.30%	5,440,219	1.30%	-	-	-	-		Note 4	-	-	-	
Director	ROC	Rep. of Chin Xin Investment Corp.: Yu- Cheng Chiao	M 60-70	2025.5.26	3 years	2008.3.14	-	-	-	-	-	-	-	-	Master of Science in Electrical Engineering, the University of Washington and study at the Foster School of Business; Chairman of Walsin Lihwa Corp. and Chairman & CEO of Winbond Electronics Corp.	Note 5	Director	Karen K Chiao	F-D+S-D	
Director	ROC	Rehn-Lieh Lin	M 60-70	2025.5.26	3 years	2022.6.2	307,421	0.07%	307,421	0.07%	-	-	-	-	MA of Electrical Engineering, NCKU; Chief of Microcontroller Application Business Group, Nuvoton Technology Corp. & Vice President of Business Group at Winbond Electronics Corp.	Note 6	N/A	N/A	N/A	
Director	ROC	Chi-Lin Wea	M 70-80	2025.5.26	3 years	2010.4.23	-	-	-	-	-	-	-	-	PhD in Economics, University of Paris, France; MA of Management from Imperial College London, UK; Director of the Institute of International Business at National Taiwan University, Secretary-General of the Executive Yuan & Chairman of the Land Bank of Taiwan.	Note 7	N/A	N/A	N/A	
Director	ROC	Yu-Chun Hong	M 50-60	2025.5.26	3 years	2010.4.23	-	-	-	-	-	-	-	-	Graduated from the Department of Industrial Design at the Rhode Island School of Design and the Graphic Design Faculty at the ArtCenter College of Design; Co-founder and Managing Director of AGENDA Taiwan Limited & C.D. of PChome Online Inc..	Note 8	N/A	N/A	N/A	
Director	ROC	Liang-Gee Chen	M 60-70	2025.5.26	3 years	2022.6.2	-	-	-	-	-	-	-	-	PhD in Electrical Engineering from NCKU; the Minister of the MOST, Taiwan; Director General of the EORL at the ITRI, Founding Director of Graduate Institute of Electronics Engineering of the NTU & Independent Director of Vanguard International Semiconductor Corp.	Note 9	N/A	N/A	N/A	
Independent Director	ROC	Pao-Sheng Wei	M 60-70	2025.5.26	3 years	2022.6.2	-	-	-	-	-	-	-	-	MA of Business Administration, GWU, WA, D.C.; Master of Financial Management, BFU, WA, D.C.; BA of Marine Transportation from National Chiao Tung University; Director General of the Insurance Bureau, Financial Supervisory Commission, Executive Yuan; Chairman of KGI Bank and KGI Securities & Chairman of Shin Kong Life Insurance Co., Ltd.	Note 10	N/A	N/A	N/A	
Independent Director	ROC	Shu-Chyuan Tu	M 60-70	2025.5.26	3 years	2014.6.12	-	-	-	-	-	-	-	-	MA of Computer Engineering, CSU, USA; BA of Computer Engineering from NCTU; Vice President of Group Business Development and Strategy of Synnex Technology International Corp.	Note 11	N/A	N/A	N/A	
Independent Director	ROC	Kuang-Chung Chen	M 70-80	2025.5.26	3 years	2022.6.2	-	-	-	-	-	-	-	-	Department of Chemical and Materials Engineering, Chinese Culture University; Vice Chairman & CEO of LITE-ON Technology Corporation	Note 12	N/A	N/A	N/A	

Title	Nationality or place of registration	Name	Gender Age	Date elected	Term	First Elected Date	Shares held during election		No. of shares currently held		Current shares held by spouse and underage children		Shareholding by nominee arrangement		Education and Work Experiences	Other current positions within the Company	Spouse or relatives of second degree or closer acting as Directors, Supervisors, or other department heads			Note
							No. of shares	Percentage of shares	No. of shares	Percentage of shares	No. of shares	Percentage of shares	No. of shares	Percentage of shares			Title	Name	Relationship	
Independent Director	ROC	Li-Hsin Wang	F 50-60	2025.5.26	3 years	2025.5.26	-	-	-	-	-	-	-	-	B.S. in Finance, Boston College (Massachusetts, USA); MBA, Waseda University (Tokyo, Japan); President, CEO & Chief Sustainability Officer of Chia Hsin Cement Group, Chairman of Jaho Life Plus+ Management Corp., and Chairman of Chia Hsin Pacific Limited	Note 13	N/A	N/A	N/A	

Note 1: Institutional Director Winbond Electronics Corp. serves concurrently as Institutional Director of Walton Advanced Engineering, Inc., Winbond Electronics (HK) Ltd., Winbond International Corp., Winbond Technology Ltd., Callisto Holding Limited, Winbond Electronics Germany GmbH, Intellectual Property Innovation Corp., Miraxia Edge Technology Corp., Winbond Electronics Corp. Japan, Winbond Electronics India Private Limited and Atfields Manufacturing Technology Corp.; The Institutional Supervisor of Chin Xin Investment Corp., Harbinger III Venture Capital Corp., Theaceae Conservation Corp., Hwa Bao Botanic Conservation Corp., and Kai-Hong Energy Co., Ltd.

Note 2: Director Mr. Yuan-Mou Su serves as the Chairman & CEO of the Company; concurrently serves as the director of Nuvoton Technology Corporation Japan, Nuvoton Technology Holdings Japan, Nuvoton Technology Corp. America, Nuvoton Technology Israel Ltd., and Ying Hsi Innovation and Entrepreneurship Co., Ltd.

Note 3: Director Ms. Karen K Chiao serves as the Vice Chairman of the Company; concurrently serves as the Chairman of Nuvoton Electronics Technology (H.K.) Limited; concurrently serves as the director of Callisto Holding Limited, Nuvoton Technology Corporation Japan, Nuvoton Investment Holding Ltd., and Nuvoton Technology Singapore Pte. Ltd.

Note 4: Corporate director Chin Xin Investment Corp. concurrently serves as the corporate director of Winbond Electronics Corp., Walsin Lihwa Corp., Global Investment Holdings, Glorystone Inc. and Theaceae Conservation Corp.

Note 5: Director Mr. Yu- Cheng Chiao concurrently serves as the Chairman & CEO of Winbond Electronics Corp.; concurrently serves as the Chairman of Chin Xin Investment Corp., Nuvoton Technology Holdings Japan, and Cheng Han Investment Co., Ltd.; concurrently serves as the director of Walsin Lihwa Corp., Walsin Technology Corp., LandMark Optoelectronics Corp., Chin Cheng Construction Co., Ltd., Song Yong Investment Corp., Taiwan Cement Corporation, Nuvoton Technology Corp. America, Winbond Electronics Corporation America, Winbond International Corporation, Atfields Manufacturing Technology Corporation, Cheng Hsin General Hospital, and Tower Partners Semiconductor Co., Ltd.

Note 6: Director Mr. Rehn-Lieh Lin concurrently serves as the Chairman of Callisto Holding Limited; concurrently serves as the director of Miraxia Edge Technology Corporation, Winbond Electronics Corporation Japan and Miraxia Technology Taiwan Corp.; concurrently serves as the supervisor of Song Yong Investment Corp. and the Vice President of Flash Memory IC Business Group of Winbond Electronics Corp.

Note 7: Director Mr. Chi-Lin Wea serves concurrently as the Chairman of International Bills Finance Corp. and IBF Financial Holdings Co., Ltd.; Director of Elan Microelectronics Corp., Avabio Co., Ltd., Rakuten Bank, and AcBel Polytech Inc.; Independent Director of Formosa Plastics Corp., Inventech Co., Ltd., Sinbon Electronics Company Ltd., and Taiwan Secom Co., Ltd.; and also serves as the Supervisor of Breeze Comprehensive Development Co., Ltd

Note 8: Director Mr. Yu-Chun Hong concurrently serves as the Chairman of IPEVO Corp., Xrange Co., Ltd., Xing Mobility Inc., LR Ventures Co., Ltd., Xing Propulsion Inc. and Panasonic Taiwan Co., Ltd.; concurrently serves as the director of Jian Huang Enterprise Co., Ltd. and National Electric Appliance Co., Ltd.; concurrently serves as the independent director of BioNet Gene Digital Inc.; concurrently serves as the supervisor of Yu Ji Venture Capital Corp.

Note 9: Director Mr. Liang-Gee Chen concurrently serves as the director of Ganzin Technology Co., Ltd., Taiwania Capital Buffalo Fund Co., Ltd., and Himax Technologies, Inc; concurrently serves as the independent director of Everlight Electronics Co., Ltd., Qisda Corporation, Kinsus Technology Corporation, and Vanguard International Semiconductor Corporation.

Note 10: Independent director Mr. Pao-Sheng Wei concurrently serves as the Chairman of Shin Kong Life Insurance Co., Ltd.; concurrently serves as the Vice Chairman of TS Financial Holding Co., Ltd.; concurrently serves as the director of Uni Travel Services Co., Ltd. and Ascendo Biotechnology, Inc.; concurrently serves as the independent director of AInos Inc. and Advanced Lithium Electrochemistry Co., Ltd.

Note 11: Independent director Mr. Shu-Chyuan Tu concurrently serves as the Chairman of Synergy Intelligent Technology Co., Ltd., and BestCom Co., Ltd.; concurrently serves as the director of Synnex Technology International Corp., Jetwell Computer Co., Ltd., Asgard System, Inc., Inforcom Technology Inc., Seper Technology Corporation, Synnex FPT Joint Stock Company, PT. Synnex Metrodata Indonesia, Synnex (Thailand) Public Company Ltd., and Redington Ltd.

Note 12: Independent director Mr. Kuang-Chung Chen concurrently serves as the independent director of Diodes Incorporated.

Note 13: Independent director Ms. Li-Hsin Wang concurrently serves as the Chairman of Jaho Life Plus+ Management Corp., Chia Hsin Green Electricity Corporation and Chia Hsin Pacific Limited; concurrently serves as the director of Taiwan Cement Corporation, Chia Hsin International Corporation, Chia Pei International Corporation, YunJia Global Certification Ltd., Chia Hsin Business Consulting (Shanghai) Co.,

Ltd., Shanghai Chia Hsin Ganghui Co., Ltd., Shanghai Chia Peng Healthcare Management Consulting Co., Ltd., Chia Peng GemCare Maternity (Yangzhou) Co.,. Ltd., LDC ROME HOTELS S.R.L, Effervesce Investment Pte. Ltd., Sparksview Pte. Ltd., and Tong Yang Chia Hsin Marine Corp; concurrently serves as the President, CEO & Chief Sustainability Officer of Chia Hsin Cement Group; concurrently serves as the supervisor of Chia Hsin Property Management & Development Corp., Chia Sheng Construction Corp. and Lan Chun Co., Ltd.

Note 14: The Chairman of the Company concurrently serves as the CEO to lead the management team in enhancing organizational operation performance of the Group, improving shareholders' interests and achieving the goal and vision of corporate sustainable management. In response to the aforesaid conditions, the Company has appointed 4 independent directors, and a majority of the Board members are not served by the managerial officers or employees of the Company.

Directors who are Representative of Institutional Shareholders and the Major Shareholders of Institutional Shareholders

March 9, 2026

Name of Institutional Shareholder	Major Shareholders of Institutional Shareholders
Winbond Electronics Corp.	Walsin Lihwa Corp. 22.11%; Chin Xin Investment Corp. 6.31%; Allianz Global Investors Taiwan Technology Fund Custody Account by Hua Nan Commercial Bank Trust Department 1.72%; New Labor Pension Fund – 1st Discretionary Investment Mandate Account (2011) entrusted to Fuh Hwa Securities Investment Trust Co., Ltd. 1.65%; HSBC Bank (Taiwan) Limited, in custody for Morgan Stanley & Co. International PLC Investment Account 1.59%; CHIAO, YU-HENG 1.52%; Citibank (Taiwan) Limited custodian UBS Europe SE Investment Account 1.24%; Standard Chartered Bank (Taiwan) Ltd. Business Department Custody Account for Mizuho Securities Co., Ltd. Investment Account 1.20%; Standard Chartered International Commercial Bank Business Department is entrusted with custody of Vanguard Total International Stock Index Fund, a series of Vanguard Star Funds 1.00%; HUNG, PAI-YUN 0.96%。
Chin Xin Investment Corp.	Winbond Electronics Corp. 37.69%; Walsin Lihwa Corp. 36.99%; HannStar Display Corp. 4.43%; CHIAO, YU-LUN 3.14%; CHIAO, YU-HENG 3.14%; CHIAO, YU-CHI 3.14%; Walsin Technology Corp. 1.86%; HannStar Board International Holdings Ltd. 1.34%; Prosperity Dielectrics Co., Ltd. 0.72%.

Major shareholders in the above table who are institutional investors and their major shareholders

March 9, 2026

Name of Institutional Shareholder	Major Shareholders
Walsin Lihwa Corp.	Winbond Electronics Corp. 6.09%; Chin Xin Investment Corp. 6.04%; Rong Chiang International Ltd. 5.00%; Teco Electric & Machinery Co., Ltd. 4.75%; LGT Bank (Singapore) Investment Fund under the custody of Business Department, Standard Chartered Bank (Taiwan) Ltd. 4.13%; HannStar Display Corp. 3.09%、CHIAO, YU-HUI 2.73%; Yo Xiang Investment Co., Ltd. 1.79%、Ching-An Investment Co., Ltd. 1.79%、Yun Xing International Ltd. 1.78%
HannStar Display Corp.	Chin Xin Investment Corp. 10.84%; Walsin Lihwa Corp. 10.48%; Winbond Electronics Corp. 5.24%; CHIAO, YU-CHI 2.59%; HannsTouch Holdings Company 1.97%; Standard Chartered International Commercial Bank Business Department is entrusted with custody of Vanguard Total International Stock Index Fund, a series of Vanguard Star Funds 0.90%; Vanguard Emerging Markets Stock Index Fund, A Series Of Vanguard International Equity Index Funds, SCB Business Department Custody Account 0.90%; Citibank (Taiwan) Limited Custody for iShares Core MSCI Emerging Markets ETF 0.89%; Standard Chartered Bank (Taiwan) Limited in custody of Vanguard Trust Company, Vanguard Total International Stock Index Trust II Investment Account 0.52%; Citibank (Taiwan) Limited in custody for DFA Investment Dimensions Group Inc. - Emerging Markets Core Equity 2 Portfolio 0.49%
Walsin Technology Corp.	Walsin Lihwa Corp. 18.30%; HannStar Board International Holdings Ltd. 9.03%; Global Brands Manufacture Ltd. 4.36%; Walton Advanced Engineering, Inc. 2.74%; CHIAO, YU-HENG 2.65%; Citibank (Taiwan) Limited In Custody For Maybank Securities-Internal Transaction Platform- Customer Account Investment Fund 2.33%; Giga Investment Co. 1.37%; Chin Xin Investment Corp. 1.27%; Tsai Yi Corp. 1.10%; Winbond Electronics Corp. 1.09%.
HannStar Board Corp.	Walsin Technology Corp. 20.32%; Walsin Lihwa Corp.12.06%; Career Technology Mfg. Co., Ltd. 5.44%; Chin Xin Investment Corp. 3.55%; CHIAO, YU-HENG 2.19%; Xingxing Investment Co., Ltd. 2.15%;HUNG, PAI-YUN 1.91%; Citibank (Taiwan) in Custody for UBS Europe SE Investment Account 1.77%; Prosperity Dielectrics Co., Ltd. 1.07%; HSBC Bank (Taiwan) Limited, Custodian for Morgan Stanley & Co. International plc 0.90%
Prosperity Dielectrics Co., Ltd.	Walsin Technology Corp. 43.13%; Walton Advanced Engineering, Inc. 0.75%; LIAO, SHENG-CHI 0.64%; CHIAO, YU-HENG 0.62%; Ta-Ho Maritime Corp. 0.55%; Abc Taiwan Electronics Corp. 0.47%; Citibank Trustee Berkeley Capital SBL/PB Investment Account 0.34%; HUANG, TSUNG-YUAN 0.30%; Citibank (Taiwan) in Custody for UBS Europe SE Investment Account 0.25%; SHEN, WEN-CHE 0.44%; SU, YING-YING 0.24%

Director Information (2)

Information Disclosure of directors' professional qualifications and independent directors' independence.

Criteria / Name	Professional qualifications and experience	Independence Status	Number of other public companies concurrently serving as an Independent Director
Chairman of Winbond Electronics Corp. (Representative：Yuan-Mou Su)	Mr. Yuan-Mou Su has extensive experience in corporate operations. He previously served as Vice Chairman and Deputy CEO of Winbond Electronics Corp. and has accumulated profound expertise in the semiconductor and electronics industries through his tenure at AMD (USA), Digital Equipment Corp., Integrated Device Technology, and Winbond Semiconductor Inc. With his leadership, the company has achieved steady growth. He currently serves as the Chairman and CEO of the company.	(1) Serving as the legal representative (2) Currently serving as the CEO of the Company.	-
Vice Chairman Ms. Karen K Chiao	Ms. Karen K Chiao has experience in corporate operations and previously served as Deputy General Manager of Strategy at WeLab Holdings. She has also gained extensive expertise in business, finance, and accounting through her tenure at renowned firms such as HSBC, Hony Capital, Fullerton Consultancy, and Goldman Sachs (Asia) L.L.C. With her diverse international financial experience, she currently serves as the Vice Chairperson of our company.	Vice Chairman Karen K Chiao and director Yu-Cheng Chiao are relatives within the second degree of kinship.	-
Director of Chin Xin Investment Corp. （Representative：Mr. Yu-Cheng Chiao	Mr. Yu-Cheng Chiao has extensive experience in corporate management and operations. He previously served as Chairman of Walsin Lihwa Corp. and as Chairman of the TEEMA. In addition, he was honored with the ERSO Award in 2019 and was elected as a Fellow of the ITRI in its eighth term. With profound expertise in managing Taiwan Stock Exchange and Taipei Exchange listed Companies and exceptional leadership and decision-making skills, he currently serves as the Chairman and CEO of Winbond Electronics Corp.	(1) Serving as the legal representative (2) Director Yu-Cheng Chiao and Vice Chairman Karen K Chiao are relatives within the second degree of kinship.	-
Director Rehn-Lieh Lin	Mr. Rehn-Lieh Lin has extensive industry experience and previously served as Deputy General Manager of our company's business group. He possesses deep expertise and practical experience in the semiconductor and electronics industries. He currently serves as the Deputy General Manager of the Flash Memory IC Business Group at Winbond Electronics Corp.		-

Criteria / Name	Professional qualifications and experience	Independence Status	Number of other public companies concurrently serving as an Independent Director
Director Mr. Chi-Lin Wea	Mr. Chi-Lin Wea has extensive expertise and practical experience in finance and economics. He has held various key positions, including Secretary-General of the Executive Yuan, Chairman of Taiwan Land Bank, Minister of the Research, Development and Evaluation Commission of the Executive Yuan, Directorate-General of Personnel Administration of the Executive Yuan, Chairman of Taiwan Financial Asset Service Corp., Director of the Chung-Hua Institution for Economic Research, Director of the Taiwan Stock Exchange, and Director of Chung Hsing Bills Finance Corp.. With profound experience in policy planning and financial management, he currently serves as the Chairman of IBF Financial Holdings Co., Ltd., and International Bills Finance Corp..	-	4
Director Mr. Yu-Chun Hong	Mr. Yu-Chun Hong has extensive experience in design and marketing management. He previously served as Creative Director at PChome Online Inc. and founded AGENDA Taiwan Limited, demonstrating a strong professional background in creative design. He is currently the Chairman of IPEVO Corp. and also serves as the Chairman of Xrange Co., Ltd., Xing Mobility Inc., LR Ventures Co., Ltd., Xing Propulsion Inc. and Panasonic Taiwan Co., Ltd.	-	1
Director Mr. Liang-Gee Chen	Mr. Liang-Gee Chen has outstanding expertise in technology research and extensive experience across academia, industry, and government. He previously served as Minister of the MOST, R.O.C., Director General of the EORL at the ITRI and was the founding Director of the Graduate Institute of Electronics Engineering at NTU. With his strong academic background and practical experience, he possesses deep insights into trends and developments in the technology industry. He currently serves as a Director of Ganzin Technology Co., Ltd. and Himax Technologies, Inc.	-	4
Independent Director (Convener of the Audit Committee) Mr. Pao-Sheng Wei	Mr. Pao-Sheng Wei has abundant experience and expertise in finance and insurance and previously served as the Chairman of KGI Bank Co., Ltd. and successively held the posts of Director General of the Insurance Bureau, Financial Supervisory Commission, Executive Yuan, Chairman of KGI Bank, Chairman of KGI Securities, Chairman of Shin Kong Financial Holding and the Chairman of AIA Securities with profound financial supervision and operation management experience. Relying on his excellent international vision and expertise, Mr. Pao-Sheng Wei currently serves as the Chairman of Shin Kong Life Insurance Co., Ltd.	(1) Not an employee of the Company or any of its affiliates. (2) Not a director or supervisor of the Company or its affiliated enterprises. (3) Not a natural-person shareholder who holds shares, together with those held by the person's spouse, minor children, or held by the person under others' names, in an aggregate number of 1% or more of the shares of the Company or ranks as one of its top ten shareholders. (4) Not a spouse, relative within the second degree of kinship, or lineal relative within the third degree of kinship, of any of the managerial officers listed in subparagraph (1) or persons listed in subparagraphs (2) and (3).	0

Criteria / Name	Professional qualifications and experience	Independence Status	Number of other public companies concurrently serving as an Independent Director
Independent Director (Convener of the Remuneration Committee) Mr. Shu-Chyuan Tu	Mr. Shu-Chyuan Tu previously served as General Manager of the Product Business Unit at Synnex Technology International Corp. and as Vice President of Business Development and Strategy at Synnex Group, where he was responsible for the company's overseas investment businesses and the expansion of its global distribution network. He is currently the Chairman of Bizwave Tech Co., Ltd., Synergy Intelligent Technology Co., Ltd., and BestCom Co., Ltd.; while also serving as a Director of Synnex Technology International Corp.	(5) Not a Director, supervisor or employee of an institutional shareholder holding directly 5% or more of the company's shares, being one of the top five shareholders, or being appointed a Director or supervisor of the company pursuant to Article 27, Paragraph 1 or 2 of the Company Act. (6) Not a Director, supervisor or employee of another company that is controlled by the same person that holds the majority seats on the board or majority votes of the Company. (7) Not a Director, supervisor or employee of another company or institution that has the same chairman, president, or the equivalent or a spouse in one of the roles as the Company. (8) Not a Director, supervisor, manager, or shareholder holding five percent or more of the shares of a specific company or institution that has a financial or business relationship with the Company. (9) Not a professional who provides audit service or receives remuneration in the last two years for commercial, legal, financial, or accounting services to the Company or its affiliates, nor is an owner, partner, Director, supervisor, or manager, or the spouse of any of the above, of a sole proprietorship, partnership, company, or organization that provides such services to the Company or its affiliates.	0
Independent Director Mr. Kuang-Chung Chen	Mr. Kuang-Chung Chen has a profound background in the optoelectronics and ICT industries and previously served as the production supervisor of Texas Instruments (TI) and senior supervisor of multiple business units under LITE-ON Technology Corporation with extremely abundant experience in global supply chain management and large-scale enterprise mergers and acquisitions. Relying on his excellent operation governance and forward-looking industry insights, Mr. Kuang-Chung Chen currently serves as the independent director of Diodes Incorporated.		0
Independent Director Ms. Li-Hsin Wang	Ms. Li-Hsin Wang has a professional background in corporate management and cross-industry operation and worked at the basic level of Chia Hsin Cement and overseas business unit for many years. Ms. Wang successively held the posts of the Executive Vice President of Chia Hsin Cement, Chairman of Chia Hsin International Corporation as well as head of multiple healthcare and energy business development projects within the Group. Relying on her excellent international vision and expertise in sustainable management, Mr. Li-Hsin Wang is the first female CEO in Taiwan's cement industry. She currently serves as the President, CEO & Chief Sustainability Officer of Chia Hsin Cement Group and concurrently serves as the Chairman of Jaho Life Plus+ Management Corp. and Chia Hsin Green Electricity Corporation.		0

Note: The Company has confirmed through a search engine query that all Directors of the company currently do not have any circumstances as specified in Article 30 of the Company Act.

Director Information (3)

Diversity on the Board

The diversity policy for members of the Board of Directors is established in Article 20 of the Company's Corporate Governance Best Practice Principles:

The Company's Board of Directors shall direct company strategies, supervise the management, and be responsible to the Company and shareholders. The various procedures and arrangements of the corporate governance system shall ensure that, in exercising its authority, the board of Directors complies with laws, regulations, the Articles of InCorp., and the resolutions adopted by shareholders' meetings.

The structure of the Board of Directors should take into account the Company's operations, development and business scale, shareholding of major shareholders and diversity of board members. The Directors should be diverse in terms of professional backgrounds, professional knowledge and expertise, gender, or fields of work. An appropriate number of Directors ranging between nine to thirteen seats shall be elected according to practical operational needs.

The members of the Board of Directors shall be balanced between the genders and they shall possess the knowledge, skills, and experience necessary for performing their duties. To achieve the ideal goal of corporate governance, the Board of Directors shall possess the following abilities:

1. Ability to make sound business judgments.
2. Ability to conduct accounting and financial analysis.
3. Ability to manage the business.
4. Ability to manage a crisis.
5. Industry knowledge.
6. An understanding of international markets.
7. Leadership ability.
8. Decision-making ability.

Management goals and achievements of the specific management objectives for diversity policies of the 8th session (2025 to 2028) board members of the company are as follows:

1. In order to implement the national policy of gender equality and enhance the participation of women in the decision-making process, as well as strengthen the structure of the board of Directors, a management goal of appointing at least 2 female Director was set: this goal has been achieved in the current session.

2. To achieve the goal of sustainable operation, a succession plan for important management positions was implemented through the rotation of corporate representatives. A management goal of maintaining two seats for corporate Directors was set: this goal has also been achieved in the current session.

Implementation of board member diversity

Title	Name	Gender	Core diversification item					Percentage by gender		Percentage of Independent Directors	Percentage of Directors who are also employees Business management	Age distribution of all Directors	
			Business management	Leadership & Decision Making	Knowledge of the industry	Finance & Accounting	IT Expertise	M	F			Leadership & Decision Making	Knowledge of the industry
Chairman	Rep. of Winbond Electronics Corp.: Yuan-Mou Su	M	V	V	V	V	V	82%	18%	36%	9%	82%	18%
Vice Chairperson	Karen K Chiao	F	V	V	V	V							
Director	Rep. of Chin Xin Investment Corp.: Yu-Cheng Chiao	M	V	V	V	V	V						
Director	Rehn-Lieh Lin	M		V	V		V						
Director	Chi-Lin Wea	M	V	V	V	V	V						
Director	Yu-Chun Hong	M	V	V	V	V	V						
Director	Liang-Gee Chen	M		V	V		V						
Independent Director	Pao-Sheng Wei	M	V	V	V	V							
Independent Director	Shu-Chyuan Tu	M	V	V	V	V	V						
Independent Director	Kuang-Chung Chen	M	V	V	V		V						
Independent Director	Li-Hsin Wang	F	V	V	V	V							

The number of female directors in the Company's 8th Board of Directors was less than one third of the total number of directors, the reason therefore and measures planned to improve the gender diversity of directors are as follows:

1. Reason: All directors of the Company's 8th Board of Directors were elected at the General Shareholders' Meeting held on May 26, 2025. There are 2 female directors, accounting for 18% of the total number of all directors and complying with the relevant laws and regulations at that time.

2. Measures: The Board of Directors will nominate candidates for directors and independent directors for the next term according to Article 20 of the Company's Corporate Governance Best Practice

Principles, and set the long-term goal of making the number of directors of different genders one third of the total number of directors, to gradually implement the policy of Board member diversity.

Independence of the Board of Directors

The Board of Directors is the highest governing body of Nuvoton Technology Corp.; The 8th Board of Directors comprises 11 Directors, including 4 Independent Directors and 2 female Director. More than half of the Directors neither serve as company managers nor employees. Two Directors have family relationships within the second degree of kinship, accounting for less than half of the board seats, in compliance with Article 26-3 of the Securities and Exchange Act. All board members possess extensive experience in business operations. They represent a broad age range, and their academic and professional backgrounds span diverse fields, equipping them with the necessary capabilities to fulfill their duties. They effectively supervise the Company's operations and provide constructive advice and strategic guidance. Institutional shareholders Winbond Electronics Corp. and Chin Xin Investment Corp. serve as corporate Directors and are major shareholders of the Company. Among them, Winbond Electronics Corp. is the largest shareholder, holding more than 50% of the Company’s shares, and has served as a corporate Director since the Company’s establishment. Based on the above assessment, Nuvoton’s Board of Directors demonstrates independence and is capable of effectively performing its supervisory and decision-making functions.

2. Profile of President, Vice Presidents, Assistant Vice Presidents, and Department Directors

March 09, 2026 Unit：Share

Title	Nationality	Name	Gender	Date of appointment	Shareholding		Shares held by spouse and underage children		Shareholding by nominee arrangement		Education and Work Experiences	Current job position in other companies	Managerial officer who is a spouse or a relative within second degree			Note
					No. of shares	Percentage of shares	No. of shares	Percentage of shares	No. of shares	Percentage of shares			Title	Name	Relationship	
CEO	R.O.C.	Yuan-Mou Su	M	2020.3.1	90,000	0.02%	-	-	-	-	Master of Electrical Engineering, University of Southern California, BS in Electrical Engineering, National Chiao Tung University; Deputy Chairman and Deputy CEO, Winbond Electronics Corp.	Chairman of Nuvoton Technology Corp. Japan (NTCJ), Director of Nuvoton Technology Corp. America (NTCA), Director of Nuvoton Technology Israel Ltd (NTIL)., and Director of Nuvoton Technology Holdings Japan (NTHJ).	N/A	N/A	N/A	Note 2
Deputy CEO	Japan	Kinoshita Yoshitaka	M	2021.2.18	-	-	-	-	-	-	Master of Electrical Engineering, Toyohashi University of Technology (Japan) President of Elpida Memory Co., Ltd., President and Rep. Director of Micron Memory Japan	President of Nuvoton Technology Holdings Japan (NTHJ) and Director of Technology Corp. Japan (NTCJ).	N/A	N/A	N/A	
President	R.O.C.	Hsin-Lung Yang	M	2022.6.1	99,362	0.02%	-	-	-	-	Master of Computer Science, National Tsing Hua University; Senior Director of Multimedia R&D Division of Cheertek Inc.; Managerial Officer of Product Planning & Marketing Technology, Novatek Microelectronics Corp.	Chairman of Nuvoton Technology Corp. America (NTCA), Director of Nuvoton Electronics Technology (H.K.) Limited (NTHK), Director of Nuvoton Electronics Technology (Shanghai) Limited (NTSH), Director of Nuvoton Electronics Technology (Shenzhen) Limited (NTSZ), Chairman of Nuvoton Technology Israel Ltd. (NTIL), Director of Nuvoton Tec. India Private Ltd. (NTIPL), Rep. Director of Nuvoton Technology Korea Limited (NTKL), and Director of Nuvoton Technology Corp. Japan (NTCJ)	N/A	N/A	N/A	
President of Headquarters Functions	R.O.C.	Hsiang-Yun Fan	M	2014.8.1	392,463	0.09%	-	-	-	-	(MBA) Master of Business Administration, National Chung Cheng University; Deputy General Manager of Administration Center, Nuvoton Technology Corp.; Vice President of Customized Memory Solution Business Group, Winbond Electronics Corp.	Executive Vice President of Winbond Electronics Corp.; Chairman of Song Yong Investment Corp.	N/A	N/A	N/A	
Vice President	R.O.C.	Jing-Shiang Tseng	M	2024.11.1	10,000	0.00%	-	-	-	-	Master of Computer Science, National Tsing Hua University; Technology Deputy Director of Microcontroller Software and Application Division, Nuvoton Technology Corp.; Head of Multimedia Product Software Division of Winbond Electronics Corp.	N/A	N/A	N/A	N/A	

Title	Nationality	Name	Gender	Date of appointment	Shareholding		Shares held by spouse and underage children		Shareholding by nominee arrangement		Education and Work Experiences	Current job position in other companies	Managerial officer who is a spouse or a relative within second degree			Note
					No. of shares	Percentage of shares	No. of shares	Percentage of shares	No. of shares	Percentage of shares			Title	Name	Relationship	
Vice President	R.O.C.	Jiann-Liang Su	M	2022.7.5	-	-	-	-	-	-	Master of Electronics Engineering, National Taiwan University; BA of Electrical Engineering, National Taiwan University; Senior Manager of DRAM Business Group of Qimonda AG/Infinix Precision Corp.; DRAM Marketing Director of Winbond Electronics Corp.; Senior Director, Compute DRAM Senior Director of Micron Technology	Director of Nuvoton Technology Corp. America (NTCA), Nuvoton Technology Israel Ltd. (NTIL) and Nuvoton Investment Holding Ltd. (NIH).	N/A	N/A	N/A	
Vice President	R.O.C.	Kuang- Lun Lin	M	2018.3.1	843	0.00%	-	-	-	-	MS in Physics, National Tsing Hua University; Deputy Plant Manager of Micro Imaging Engineering Department of Winbond Electronics Corp., and Director of Quality Assurance Division, Nuvoton Technology Corp.	N/A	N/A	N/A	N/A	
Vice President	R.O.C.	Yu-Sung Cheng	M	2019.10.14	29,000	0.01%	-	-	-	-	BS in Electrical Engineering, Tamkang University: Assistant Vice President, Quality & ESH Center of Winbond Electronics Corp.	Director of Nuvoton Electronics Technology (H.K.) Limited (NTHK), and Nuvoton Technology Singapore Pte. Ltd. (NTSG)	N/A	N/A	N/A	
DGM & CFO, Spokesperson & Head of Corporate Governance	R.O.C.	Hsiu-Fen Lai	F	2020.8.1	75,000	0.02%	-	-	-	-	MBA from University of Southern California, Master of Laws from National Chengchi University, BA of Finance from National Taiwan University; Deputy General Manager of Accounting of HTC	Director of Nuvoton Technology Korea Limited (NTKL), Nuvoton Technology Holdings Japan (NTHJ), Nuvoton Technology Corp. Japan (NTCJ), Nuvoton Technology Corp. America (NTCA), Song Yong Investment Corp., Nuvoton Electronics Technology (H.K.) Limited (NTHK) and Winbond Technology (Nanjing) Co., Ltd..	N/A	N/A	N/A	
Accounting Supervisor	R.O.C.	Hui-Chun Lai	F	2024.11.1	10	0.00%-	-	-	-	-	Master of Accounting from National Taipei University (NTPU); BA of Accounting from National Taiwan University (NTPU); Finance & Taxation Accounting Manager of Winbond Electronics Corp. Assistant Vice President of Audit Department, Deloitte & Touche	Supervisor of Nuvoton Electronics Technology (Nanjing) Ltd. (NTNJ); Director of Nuvoton Electronics Technology (Shanghai) Ltd. (NTSH), Nuvoton Technology Israel Ltd. (NTIL), Nuvoton Tec. India Private Ltd. (NTIPL), and Nuvoton Technology Germany GmbH (NTG).	N/A	N/A	N/A	

Title	Nationality	Name	Gender	Date of appointment	Shareholding		Shares held by spouse and underage children		Shareholding by nominee arrangement		Education and Work Experiences	Current job position in other companies	Managerial officer who is a spouse or a relative within second degree			Note
					No. of shares	Percentage of shares	No. of shares	Percentage of shares	No. of shares	Percentage of shares			Title	Name	Relationship	
CTO	R.O.C.	Wei-Chan Hsu	M	2020.8.1	-	-	-	-	-	-	Ph.D. in Physics, University of Illinois at Urbana-Champaign; CEO of IC Ensemble, USA.	N/A	N/A	N/A	N/A	

Note 1: Management is defined the same as the interpretation provided in the Ministry of Finance letter Tai-Cai-Zheng-San-Zi No. 0920001301, including the President, Vice President, Assistant Vice President, Chief Financial Officer, and Chief Accounting Officer (or equivalent officers).

Note 2: The Chairman of the Company concurrently serves as the Chief Executive Officer, with the aim of leading the management team in effectively implementing the resolutions of the Board of Directors and enhancing operational efficiency. In response to this arrangement, the Company has appointed four Independent Directors, and more than half of the Board members do not hold positions as employees or managerial officers of the Company.

3. Remunerations to Directors (including Independent Directors), Supervisors, President, and Vice Presidents in recent years

3.1 Remuneration for Directors (including Independent Directors)

December 31, 2025; Unit: NT$1,000

Title		Name	Director's remuneration								Ratio of total (A), (B), (C), and (D) to after-tax profit (Note 6)		Pay received as an employee								Ratio of total (A), (B), (C), (D), (E), (F) and (G) to after-tax profit (Note 6)		Remuneration received from parent company or investees other than subsidiaries, if any (Note 7)
			Remuneration (A) (Note 1)		Severance pays and pension (B)		Director's remuneration (C) (Note 2)		Business expense (D) (Note 3)				Salary, bonus, and special allowance (E) (Note 4)		Pension (F)		Remuneration of employees (G) (Note						
			The Company	All companies in the financial statements (Note 5)	The Company	All companies in the financial statements (Note 5)	The Company	All companies in the financial statements (Note 5)	The Company	All companies in the financial statements (Note 5)	The Company	All companies in the financial statements (Note 5)	The Company	All companies in the financial statements (Note 5)	The Company	All companies in the financial statements (Note 5)	The Company		All companies in the financial statements (Note 5)		The Company	All companies in the financial statements (Note 5)	
																	Cash value	Share value	Cash value	Share value			
Chairman	Company	Winbond Electronics Corp.	-	-	-	-	0	0	4,200	4,200	4,200 - 0.25%	4,200 - 0.25%	8,465	14,122	0	283	-	-	-	-	12,665 -0.76%	18,605 -1.12%	96
	Representative	Yuan-Mou Su																					
Vice Chairman		Karen K Chiao																					
Director	Company	Chin Xin Investment Corp.																					
	Representative	Yu- Cheng Chiao(Note 8)																					
Director		Rehn-Lieh Lin (Note 9)																					
Director		Chi-Lin Wea																					
Director		Yu-Chun Hong																					
Director		Liang-Gee Chen																					
Independent Directo		Pao-Sheng Wei	2,400	2,400	-	-	0	0	2,400	2,400	4,800 - 0.29%	4,800 - 0.29%	-	-	-	-	-	-	-	-	4,800 -0.29%	4,800 -0.29%	-
Independent Directo		Allen Shan-Ko Hsu (Note 10)																					
Independent Directo		Shu-Chyuan Tu																					
Independent Directo		Kuang-Chung Chen																					
Independent Directo		Li-Hsin Wang (Note 11)																					

1. The Company's "Evaluation Measure for Directors' Remuneration and Board Performance" clearly stipulates the remuneration of Directors and Independent Directors. The remuneration depends on the needs of the company's long-term and short-term development plan and is determined by referring to the industry's usual standards and the performance evaluation results of the Board of Directors; individual remuneration levels are determined by the Board of Directors. The spirit of the system is based on the principle of equality; if when necessary, adjustments can be made depending on different responsibilities or facts.
2. Except as disclosed above, remuneration received by Directors in the most recent year for services rendered to the Company (e.g. acting as an non-employee consultant to parent company/all companies in the financial statements/investees): N/A.

Note 1: Remuneration to Directors in the most recent year (include Director salary, additional duty payments, severance pay, various bonuses, or incentive payments).

Note 2: The Company had no surplus available for distribution due to operational losses in 2025. Therefore, the director's remuneration was not accrued according to the provisions of Article 25 of the Company's Articles of Association.

Note 3: Refers to the related business expenses of Directors in the past year (including transportation allowance and etc.).

Note 4: All payments for the most recent year to Directors who are also employees of the Company (including the position of President, Vice President, other managerial officer and staff), including salary, additional pay, severance pay, bonuses, rewards, transportation allowance, special allowance, stipends, dormitory, and car. In addition, salary expenses recognized in accordance with IFRS 2 "Share-Based Payment", including obtaining employee stock option

certificates, new shares with restricted employee rights, and participation in cash capital increase subscription shares, etc., should also be included in remuneration.

Note 5: Total pay to Directors from all companies in the consolidated statements (including the Company).

Note 6: Calculated per NT$ 1,664,644,000 of the after-tax net profit indicated in the Company's 2025 financial statements.

Note 7: a. This column is the amount of remuneration received by the company Directors from the subsidiary's reinvestment business.

b. Remuneration refers to pay, remuneration (including remuneration of employees, Directors, and supervisors) and remuneration for conducting business received by a Director of the Company serving as a Director, supervisor or manager of an investee of the Company other than subsidiaries.

Note 8: Mr. Yu-Cheng Chiao was reassigned from a director to the representative of a corporate director since May 26, 2025.

Note 9: Mr. Rehn-Lieh Lin was reassigned from a representative of a corporate director to a director since May 26, 2025.

Note 10: Mr. Allen Shan-Ko Hsu was relieved of his office on May 26, 2025. The information of the table above only discloses the conditions upon the date of termination of his role as the independent director of the Company.

Note 11: Ms. Li-Hsin Wang began to serve as the independent director of the Company since May 26, 2025.

3.2 Range of Remuneration

Range of remuneration paid to all Directors	Name of Director			
	Sum of the 4 items of remuneration above (A+B+C+D)		Sum of the 7 items of remuneration above (A+B+C+D+E+F+G)	
	The Company	All companies in the financial statements H	The Company	All investment business I
Below NT$1,000,000	Winbond Electronics Corp., Chin Xin Investment Corp., representative of Winbond Electronics Corp.: Yuan-Mou Su, and representatives of Chin Xin Investment Corp.: Yu- Cheng Chiao, Karen K Chiao, Rehn-Lieh Lin, Chi-Lin Wea, Yu-Chun Hong, Liang-Gee Chen, Allen Shan-Ko Hsu, and Li-Hsin Wang	Winbond Electronics Corp., Chin Xin Investment Corp., representative of Winbond Electronics Corp.: Yuan-Mou Su, and representatives of Chin Xin Investment Corp.: Yu- Cheng Chiao, Karen K Chiao, Rehn-Lieh Lin, Chi-Lin Wea, Yu-Chun Hong, Liang-Gee Chen, Allen Shan-Ko Hsu, and Li-Hsin Wang	Winbond Electronics Corp., Chin Xin Investment Corp., representative of Winbond Electronics Corp.: Yuan-Mou Su, and representatives of Chin Xin Investment Corp.: Yu- Cheng Chiao, Karen K Chiao, Rehn-Lieh Lin, Chi-Lin Wea, Yu-Chun Hong, Liang-Gee Chen, Allen Shan-Ko Hsu, and Li-Hsin Wang	Winbond Electronics Corp., Chin Xin Investment Corp., representative of Winbond Electronics Corp.: Yuan-Mou Su, and representatives of Chin Xin Investment Corp.: Yu- Cheng Chiao, Karen K Chiao, Rehn-Lieh Lin, Chi-Lin Wea, Yu-Chun Hong, Liang-Gee Chen, Allen Shan-Ko Hsu, and Li-Hsin Wang
NT$1,000,000 (inclusive) to NT$2,000,000 (exclusive)	Pao-Sheng Wei、Shu-Chyuan Tu、Kuang-Chung Chen	Pao-Sheng Wei、Shu-Chyuan Tu、Kuang-Chung Chen	Pao-Sheng Wei、Shu-Chyuan Tu、Kuang-Chung Chen	Pao-Sheng Wei、Shu-Chyuan Tu、Kuang-Chung Chen
NT$2,000,000 (inclusive) to NT$3,500,000 (exclusive)	-	-	-	-
NT$3,500,000 (inclusive) to NT$5,000,000 (exclusive)	-	-	-	-
NT$5,000,000 (inclusive)～NT$10,000,000 (exclusive)	-	-	-	-
NT$10,000,000 (inclusive) ～ NT$15,000,000 (exclusive)	-	-	-	-
NT$15,000,000 (inclusive) ～ NT$30,000,000 (exclusive)	-	-	-	-
NT$30,000,000 (inclusive) ～ NT$50,000,000 (exclusive)	-	-	-	-

Range of remuneration paid to all Directors	Name of Director			
	Sum of the 4 items of remuneration above (A+B+C+D)		Sum of the 7 items of remuneration above (A+B+C+D+E+F+G)	
	The Company	All companies in the financial statements H	The Company	All investment business I
NT$50,000,000 (inclusive) to NT$100,000,000 (exclusive)	-	-	-	-
Greater than NT$100,000,000	-	-	-	-
Total	13 Persons	13 Persons	13 Persons	13 Persons

Note: When calculating the range, the remuneration received by each Director from the investment business other than the subsidiary is included in the calculation.

3.3 Remunerations to President and Vice President

December 31, 2025; Unit: NT$1,000

Title	Name	Salary (A) (Note 1)		Severance pays and pension (B)		Bonus and special allowance (C) (Note 2)		Employee remuneration (D) (Note 3)				Ratio of total (A), (B), (C), and (D) to after-tax profit (Note 5)		Remuneration received from investees other than subsidiaries, if any, or parent company (Note 6)
		The Company	All companies in the financial statements (Note 4)	The Company	All companies in the financial statements (Note 4)	The Company	All companies in the financial statements (Note 4)	The Company		All companies in the financial statements (Note 4)		The Company	All companies in the financial statements (Note 4)	
								Cash value	Share value	Cash value	Share value			
CEO	Yuan-Mou Su	31,365	52,082	735	1,697	20,227	21,210	-	-	-	-	52,327 -3.14%	74,989 -4.50%	
Deputy CEO	Kinoshita Yoshitaka													
President	Hsin-Lung Yang													
President of Headquarters Functions	Hsiang-Yun Fan													
CTO	Wei-Chan Hsu													
Vice President	Jing-Shiang Tseng													
Vice President	Jiann-Liang Su													
Vice President	Kuang-Lun Lin													
Vice President	Yu-Sung Cheng													
DGM & CFO, Spokesperson & Head of Corporate Governance	Hsiu-Fen Lai													

Range of Remuneration

Range of remuneration paid to President and Vice Presidents	Name of President and Vice Presidents	
	The Company	All investees
Below NT$1,000,000	Hsiang-Yun Fan, Kinoshita Yoshitaka, Wei-Chan Hsu	Hsiang-Yun Fan
NT$1,000,000 (inclusive) to NT$2,000,000 (exclusive)	-	Kinoshita Yoshitaka
NT$2,000,000 (inclusive) to NT$3,500,000 (exclusive)	-	-
NT$3,500,000 (inclusive) to NT$5,000,000 (exclusive)	-	-
NT$5,000,000 (inclusive)～NT$10,000,000 (exclusive)	Yuan-Mou Su、Jiann-Liang Su、Kuang-Lun Lin、Hsiu-Fen Lai、Yu-Sung Cheng、Jing-Shiang Tseng	Kuang-Lun Lin、Hsiu-Fen Lai、Yu-Sung Cheng、Jing-Shiang Tseng、Wei-Chan Hsu
NT$10,000,000 (inclusive)～NT$15,000,000 (exclusive)	Hsin-Lung Yang	Yuan-Mou Su、Hsin-Lung Yang、Jiann-Liang Su
NT$15,000,000 (inclusive)～NT$30,000,000 (exclusive)	-	-
NT$30,000,000 (inclusive)～NT$50,000,000 (exclusive)	-	-
NT$50,000,000 (inclusive) to NT$100,000,000 (exclusive)	-	-
Greater than NT$100,000,000	-	-
Total	10 persons	10 persons

Note 1: Salary, additional pay, and severance pay received by the President or Vice President in the past year.

Note 2: Bonus, reward, transportation allowance, special allowance, stipends, dormitory, car and other payments received by the President or Vice President in the past year.

Note 3: The employee remuneration was not accrued since the Company suffered an operational loss in 2025.

Note 4: The total pays to the President or Vice President from all companies in the financial statements (including the Company).

Note 5: Calculated per NT$ 1,664,644,000 of the after-tax net profit indicated in the Company's 2025 financial statements.

Note 6: This field shows the amount of remuneration the president or vice president of the Company receives from investees other than subsidiaries of the Company. Remuneration refers to pay, remuneration (including remuneration distributed to employees, Directors and supervisors) and remuneration for conducting business received by the Company's President and Vice Presidents who serve as Directors, supervisors or managers at subsidiaries other than investee companies.

3.4 Remunerations to managerial officers

December 31, 2025; Unit: NT$1,000

	Title	Name	Share value	Cash value	Total	Ratio of total to after-tax profit (%)
Managerial officer	Chairman and CEO	Yuan-Mou Su	-	0	0	0%
	Deputy CEO	Kinoshita Yoshitaka				
	President	Hsin-Lung Yang				
	President of Headquarters Functions	Hsiang-Yun Fan				
	CTO	Wei-Chan Hsu				
	Vice President	Jing-Shiang Tseng				
	Vice President	Jiann-Liang Su				
	Vice President	Kuang-Lun Lin				
	Vice President	Yu-Sung Cheng				
	DGM & CFO, Spokesperson & Head of Corporate Governance	Hsiu-Fen Lai				
	Accounting Supervisor	Hui-Chun Lai				

3.5 Respectively compare and specify the analysis results for the ratios of the net incomes to individual and each financial report, and that all of the Company's total remuneration amounts paid to Company Directors, supervisors, General Managerial Officers, and Deputy General Managerial Officers in the last 2 years; and specify the relevance between the payment remuneration policies, standards and combinations, remuneration setting procedures, operating performances, and future risks:

(1) Total remunerations to Directors, President and Vice Presidents as a percentage of profit after tax reported in standalone or individual financial statements the most recent two years

Title	2025		2024	
	Remunerations to Directors, President and Vice Presidents as a percentage of profit after tax		Remunerations to Directors, President and Vice Presidents as a percentage of profit after tax	
	The Company	All companies included in the consolidated financial statements	The Company	All companies included in the consolidated financial statements
Director President and Vice President	-4.19%	-5.91%	34.97%	48.82%

(2) The policy, standards and packages of remunerations to Directors, President and Vice Presidents, procedure for making such decision and correlation to business performance and future risks:

A. Policy, standard and combination of payment of remuneration; and the procedure of setting remuneration

(A) Director

The remuneration policy for Directors of the Company is determined according to the provisions of the Company's articles of association. It allows for the allocation of a director’s remuneration of up to 1% of the current period's pre-tax net profit, after deducting employee remuneration and Director remuneration. Additionally, in accordance with the "Director Remuneration and Board Performance Evaluation Measures" of the Company, the remuneration committee considers factors such as the Company's operating strategy, profit situation, future development, industry environment, as well as the level of involvement and contribution to the Company's operations, to propose Director remuneration recommendations. These recommendations are then submitted to the board of Directors for approval and reported to the shareholders' meeting.

(B) President and Vice President

The remuneration of the Company's managers is determined in accordance with the Company's Articles of Association and the "Regulations for Managerial Remuneration and Performance Evaluation," which outline the systems and standards for salaries, bonuses, and employee compensation. In addition to fixed compensation—based on the responsibilities of each position, contributions to the Company's operations, and industry benchmarks—variable compensation is determined with reference to operational performance, profitability, management effectiveness, and the implementation of the Company's core values and sustainability development goals, which include environmental, social, and corporate governance (ESG) aspects. These factors serve as key performance indicators for managerial evaluations and form the basis for determining overall remuneration, thereby linking managerial pay to the Company's operational results and sustainability performance. The reasonableness of the total remuneration package is individually reviewed and assessed by the Remuneration Committee and subsequently submitted to the Board of Directors for resolution.

B. Correlation with the business performance and future risks

To mitigate operational risks, the Company established the Compensation Committee. Annually, it conducts regular reviews of the annual performance objectives and compensation policies, systems, standards, and structures for Directors and executives. These reviews take into account the operating conditions, future risks, and relevant regulations to achieve a balance between sustainable operation and risk management for the Company. In summary, the remuneration of Directors and executives in the Company correlates positively with operational performance.

III. Implementation of corporate governance

1. Board of Directors

(1) The Board of Directors held a total of 6 meetings in the year 2025 (A).

Title	Name	Attendance (voting and non-voting) in person (B)	By Proxy	Attendance in person rate (%) [B/A] (Note)	Note
Chairman	Rep. of Winbond Electronics Corp.: Yuan-Mou Su	6	0	100%	Reappointed (elected on May 26, 2025), required to attend 6 meetings.
Director	Karen K Chiao	6	0	100%	Reappointed (elected on May 26, 2025), required to attend 6 meetings.
Director	Yu- Cheng Chiao	3	0	100%	Removed from office (term of office expired on May 26, 2025), required to attend 3 meetings.
Director	Chin Xin Investment Corp. 7th Term Representative: Rehn-Lieh Lin 8th Term Representative: Yu- Cheng Chiao	6	0	100%	Reappointed (elected on May 26, 2025), required to attend 6 meetings.
Director	Rehn-Lieh Lin	3	0	100%	Newly appointed (elected on May 26, 2025), required to attend 3 meetings.
Director	Chi-Lin Wea	6	0	100%	Reappointed (elected on May 26, 2025), required to attend 6 meetings.
Director	Yu-Chun Hong	3	3	50%	Reappointed (elected on May 26, 2025), required to attend 6 meetings.
Director	Liang-Gee Chen	5	1	83%	Reappointed (elected on May 26, 2025), required to attend 6 meetings.
Independent Director	Pao-Sheng Wei	6	0	100%	Reappointed (elected on May 26, 2025), required to attend 6 meetings.
Independent Director	Shu-Chyuan Tu	6	0	100%	Reappointed (elected on May 26, 2025), required to attend 6 meetings.
Independent Director	Allen Shan-Ko Hsu	2	1	67%	Removed from office (term of office expired on May 26, 2025), required to attend 3 meetings.

Independent Director	Kuang-Chung Chen	6	0	100%	Reappointed (elected on May 26, 2025), required to attend 6 meetings.
Independent Director	Li-Hsin Wang	3	0	100%	Newly appointed (elected on May 26, 2025), required to attend 3 meetings.

Note: Attendance in person is calculated by attendance in person of the Director during the period of service.

(2) Matters resolved by the Board of Directors as referred to in Article 14-3 of the Securities and Exchange Act: Not applicable since the Company has already set up an Audit Committee according to law.

(3) Matters involving objections or expressed reservations by independent directors, mentioned in records or written statements, and requiring a resolution by the Board of Directors in addition to the preceding matters: None.

(4) Directors recused themselves from discussion or voting on an agenda item in which they have an interest:

Name of Director	Agenda Item	Reason for Recusal	Voting on the agenda item	Note
Institutional Director of Winbond Electronics Corp.& Chin Xin Investment Corp., Yu-Cheng Chiao, Allen Shan-Ko Hsu	Office Lease and Capital Expenditure Budget Proposal for Winbond Zhubei Building	The Director has an interest in the matter	Did not participate in voting	17th meeting of 7th-term Board
Institutional Director of Winbond Electronics Corp.& Chin Xin Investment Corp., Yu-Cheng Chiao, Allen Shan-Ko Hsu	Office Lease and Capital Expenditure Budget Proposal for Winbond Taipei Nangang Global One Building	The Director has an interest in the matter	Did not participate in voting	18th meeting of 7th-term Board
Institutional Director of Winbond Electronics Corp., Yu-Cheng Chiao, Rehn-Lieh Lin, Chi-Lin Wea, Liang-Gee Chen	Release of Non-Compete Restrictions for Directors of the Company	The Director has an interest in the matter	Did not participate in voting	18th meeting of 7th-term Board
Yuan-Mou Su	The amount of performance bonus for Mr. Yuan-Mou Su, an executive of the Company, for the year 2024.	The Director has an interest in the matter	Did not participate in voting	18th meeting of 7th-term Board
Yuan-Mou Su	Remuneration of Mr. Yuan-Mou Su, a managerial officer of the Company	The Director has an interest in the matter	Did not participate in voting	2nd meeting of 8th-term Board
Yuan-Mou Su	Amount of variable compensation of Mr. Yuan-Mou Su, a managerial officer of the Company, for the year 2025	The Director has an interest in the matter	Did not participate in voting	5th meeting of 8th-term Board
Yu- Cheng Chiao	Release of Non-Compete Restrictions for Directors of the Company	The Director has an interest in the matter	Did not participate in voting	6th meeting of 8th-term Board

(5) Performance evaluation of Board of Directors

In order to strengthen corporate governance, enhance the functionality of the board of Directors, and improve the efficiency of board operations, the Company has established regulations in accordance with the "Director Remuneration and Board Performance Evaluation Measures." These regulations stipulate that the board of Directors must conduct performance evaluations at least once a year for the board itself, board members and the functional committees (the remuneration committee, audit committee and risk management committee). Additionally, every three years, an external professional independent organization or a team of expert scholars will conduct an evaluation.

Evaluation Cycle	Evaluation Period	Evaluation Scope	Evaluation Method	Evaluation Contents	Result
Once every year	2025/01/01～2025/12/31	Board of Directors	Self- evaluation of the Board, self- evaluation by Board members, and peer review	The self-evaluation of the overall performance of Board of Directors covers the following five aspects: 1. Participation in Company operations. 2. Improving the quality of the Board's decision making. 3. Composition and structure of the Board. 4. Election and continuing education of the Directors. 5. Internal controls.	Excellent（96.7）
Once every year	2025/01/01～2025/12/31	Board of Directors	Self-evaluation by Board members, and peer review	The measures for evaluating the performance of Board members cover the following six aspects: 1. Familiarity with the goals and missions of the Company. 2. Recognition of duties as Directors. 3. Degree of participation in Company operations. 4. Management of internal relations and communication. 5. Directors' professionalism and continuing education. 6. Internal controls.	Excellent（97.5）
Once every year	2025/01/01～2025/12/31	Compensation Committee / Audit Committee	Self- evaluation of the Board, self- evaluation by Board members, and peer review	The performance evaluation criteria for the Compensation / Audit Committee include the following items: 1. Level of participation in the Company's operations 2. Understanding of the responsibilities of the Compensation Committee 3. Quality of decision-making by the Compensation Committee 4. Composition of the Compensation Committee and the selection of its members 5. Internal control	Excellent（100）
Once every year	2025/01/01～2025/12/31	Risk Management Committee	Self- evaluation of the Board, self- evaluation by Board members, and peer review	The performance evaluation criteria for the Risk Management Committee include the following items: 1. Level of participation in the Company's operations 2. Understanding of the responsibilities of the Risk Management Committee 3. Enhancement of decision-making quality of the Risk Management Committee 4. Composition of the Risk Management Committee and the selection of its members	Excellent（95.1）

Evaluation Cycle	Evaluation Period	Evaluation Scope	Evaluation Method	Evaluation Contents	Result
Once every 3 years	2022/10/01～2023/09/30	The board of Directors and each functional committee.	Taiwan Corporate Governance Association	The board performance evaluation covers the following eight subjects: 1. Composition of the board of Directors 2. Guidance provided by the board of Directors 3. Delegation of authority by the board of Directors 4. Oversight function of the board of Directors 5. Communication within the board of Directors 6. Internal control and risk management 7. Self-discipline of the board of Directors 8. Other supporting systems	The relevant information has been announced on our company's website.

Note: Performance evaluation results shall be rated according to the average score: excellent for those with average score being more than 90, good for those with average score being 80-90, moderate for those with average score being 70-80, poor for those with average score being less than 60.

(6) An evaluation of the goals set for strengthening the functions of the Board and implementation status during the current and immediately preceding fiscal years:

A. The Company has established the Rules of Procedures for Board of Directors Meetings in accordance with the Regulations Governing Procedure for Board of Directors Meetings of Public Companies, posts information on the attendance of Directors and supervisors on the Market Observation Post System after each Board meeting, and discloses important proposals on the Market Observation Post System.

B. The Company holds strategy review meetings every quarter before the scheduled board meeting, at which Directors are present to understand Company's finance and business conditions as well as the execution of major business plans. The Company endeavors to enhance the transparency of corporate information. Aside from holding regular quarter investors conferences to discuss the Company's business and financial conditions after board meetings are held, the Company also posts related information on the Market Observation Post System and our Company website.

C. The board members of our company conduct performance evaluations annually in December according to the "Director Remuneration and Board Performance Evaluation Measures." These evaluations cover five major aspects: involvement in company operations, enhancing the quality of board decisions, board composition and structure, Director selection and ongoing education, and internal controls. The evaluations aim to measure the effectiveness of the board in leading the company's strategic direction and supervising operational management to enhance long-term shareholder value. The overall evaluation result was superb in 2025, and it was reported to the Board of Directors on March 9, 2026.

E. The Company purchases "Liability Insurance for Directors, Supervisors and Key Officers" for Directors, supervisors, and key officers, and reviews the policy annually to ensure that the coverage and insured amount meet the Company's needs.

2. Operation of the Audit Committee or the status of Supervisors participating in the operation of the Board of Directors

2.1 State of operations of the Audit Committee

(1) The audit committee held a total of 5 meetings (A) in 2025.

Title	Name	Attendance (voting and non-voting) in person (B)	By proxy	Attendance in person rate (%) [B/A] (Note)	Remarks
Independent Director	Pao-Sheng Wei	5	0	100%	Reappointed (elected on May 26, 2025), required to attend 5 meetings.
Independent Director	Shu-Chyuan Tu	5	0	100%	Reappointed (elected on May 26, 2025), required to attend 5 meetings.
Independent Director	Allen Shan-Ko Hsu	2	1	67%	Removed from office (term of office expired on May 26, 2025), required to attend 3 meetings.
Independent Director	Kuang-Chung Chen	5	0	100%	Reappointed (elected on May 26, 2025), required to attend 5 meetings.
Independent Director	Li-Hsin Wang	2	0	100%	Newly appointed (elected on May 26, 2025), required to attend 3 meetings.

Note: Attendance in person is calculated by attendance in person of the Independent Director during the period of service.

The main points of work of the Audit Committee are as follows. Please refer to the table below for the operation status and content of proposals.

1. Proper presentation of the Company's financial statements.
2. The selection (dismissal) of certified accountants, their independence and performance.
3. Effective implementation of the Company's internal control.
4. The Company abides by relevant laws and regulations.
5. Management and control of the Company's existing or potential risks.

(2) If the audit committee encounters any of the following situations, it should specify the date of the audit committee meeting, the agenda items, the opinions of Independent Directors if they oppose, reserve their opinion, or provide significant recommendations, the decision made by the audit committee, and the company's response to the opinions of the audit committee:

A. Items specified in Article 14-5 of the Securities and Exchange Act:

Term/Date		Agenda and follow-up
15th meeting of 3rd term Audit Committee 2025/2/14	1	Preparation of the Company's 2024 financial report and business report. Audit Committee Members' Opinion: None. Company's Response to Audit Committee Members' Opinion: None. Decision Result: Approved as proposed.
	2	Preparation of the Company's "Internal Control System Statement for the Year 2024". Audit Committee Members' Opinion: None. Company's Response to Audit Committee Members' Opinion: None. Resolution: Passed as proposed.
	3	Annual remuneration for the accounting firm Deloitte & Touche appointed by the Company Audit Committee Members' Opinion: None. Company's Response to Audit Committee Members' Opinion: None. Resolution: Passed as proposed.
	4	Proposed pre-approval of the list of non-assurance services to be provided by the CPA firm for the year 2025. Audit Committee Members' Opinion: None. Company's Response to Audit Committee Members' Opinion: None. Resolution: Passed as proposed.
	5	The Company provides endorsement guarantees for financing transactions between its subsidiary, Nuvoton Technology Corp. Japan, and financial institutions, and has signed relevant documents. Audit Committee Members' Opinion: None. Company's Response to Audit Committee Members' Opinion: None. Resolution: Passed as proposed.
	6	Office Lease and Capital Expenditure Budget Proposal for Winbond Zhubei Building. Audit Committee Members' Opinion: None. Company's Response to Audit Committee Members' Opinion: None. Resolution: Passed as proposed.
16th meeting of 3rd term Audit Committee 2025/3/7	1	Preparing the Company's 2024 earnings distribution statement. Audit Committee Members' Opinion: None. Company's Response to Audit Committee Members' Opinion: None. Resolution: Passed as proposed.

Term/Date	Agenda and follow-up	
	2	Revise part provisions of the Company's "Internal Control System". Audit Committee Members' Opinion: None. Company's Response to Audit Committee Members' Opinion: None. Resolution: Passed as proposed.
	3	Matters related to capital increase to Japanese subsidiary -Nuvoton Technology Corp. Japan Audit Committee Members' Opinion: None. Company's Response to Audit Committee Members' Opinion: None. Resolution: Passed as proposed.
	4	Office Lease and Capital Expenditure Budget Proposal for Winbond Taipei Nangang Global One Building. Audit Committee Members' Opinion: None. Company's Response to Audit Committee Members' Opinion: None. Resolution: Passed as proposed.
	5	Release of Non-Compete Restrictions for Directors of the Company. Audit Committee Members' Opinion: None. Company's Response to Audit Committee Members' Opinion: None. Resolution: Passed as proposed.
17th meeting of 3rd term Audit Committee 2025/05/02	1	Preparing the Company's 2025 Q1 consolidated financial report. Audit Committee Members' Opinion: None. Company's Response to Audit Committee Members' Opinion: None. Resolution: Passed as proposed.
1st meeting of 4th term Audit Committee 2025/08/01	1	Preparing the Company's 2025 Q2 consolidated financial report. Audit Committee Members' Opinion: None. Company's Response to Audit Committee Members' Opinion: None. Resolution: Passed as proposed.
	2	The Company's provision of endorsement guarantees for the financing between Nuvoton Technology Corporation Japan subsidiary and financial institutions as well as signing of relevant documents. Audit Committee Members' Opinion: None. Company's Response to Audit Committee Members' Opinion: None. Resolution: Passed as proposed.
2nd meeting of 4th term Audit Committee 2025/10/31	1	Preparing the Company's 2025 Q3 consolidated financial report. Audit Committee Members' Opinion: None. Company's Response to Audit Committee Members' Opinion: None. Resolution: Passed as proposed.

Term/Date	Agenda and follow-up	
	2	Drafting the Company's 2026 audit plan. Audit Committee Members' Opinion: None. Company's Response to Audit Committee Members' Opinion: None. Resolution: Passed as proposed.
	3	Proposal for the change of the Company's CPAs since 2026 Q1. Audit Committee Members' Opinion: None. Company's Response to Audit Committee Members' Opinion: None. Resolution: Passed as proposed.
3rd meeting of 4th term Audit Committee 2026/02/11	1	Preparing the Company's 2025 financial report and business report. Audit Committee Members' Opinion: None. Company's Response to Audit Committee Members' Opinion: None. Resolution: Passed as proposed.
	2	Preparing the Company's 2025 internal control system statement. Audit Committee Members' Opinion: None. Company's Response to Audit Committee Members' Opinion: None. Resolution: Passed as proposed.
	3	Annual remuneration of Deloitte Taiwan appointed by the Company. Audit Committee Members' Opinion: None. Company's Response to Audit Committee Members' Opinion: None. Resolution: Passed as proposed.
	4	Proposal of the Company for the preapproval of the non-assurance service list provided by the CPA firm in 2026. Audit Committee Members' Opinion: None. Company's Response to Audit Committee Members' Opinion: None. Resolution: Passed as proposed.
4th meeting of 4th term Audit Committee 2026/03/09	1	Preparing the Company's 2025 earnings distribution statement. Audit Committee Members' Opinion: None. Company's Response to Audit Committee Members' Opinion: None. Resolution: Passed as proposed.
	2	Proposal for lifting the non-compete restrictions on directors of the Company. Audit Committee Members' Opinion: None. Company's Response to Audit Committee Members' Opinion: None. Resolution: Passed as proposed.

B. In addition to matters above, other resolutions that have not been approved by the Audit Committee but have been passed by a vote of two-thirds or more of the entire Board of Directors: N/A.

(3) The Independent Directors' avoidance of interest motion should indicate the names of the Independent Directors, content of the motion and reasons of avoidance of interest as well as the involvement in voting:

Name of Director	Agenda Item	Reason for Recusal	Voting on the agenda item	Note
Allen Shan-Ko Hsu	Office Lease and Capital Expenditure Budget Proposal for Winbond Zhubei Building	The Director has an interest in the matter	Did not participate in voting	15th Meeting of 3rd-Term Audit Committee
Allen Shan-Ko Hsu	Office Lease and Capital Expenditure Budget Proposal for Winbond Taipei Nangang Global One Building	The Director has an interest in the matter	Did not participate in voting	16th Meeting of 3rd-Term Audit Committee

(4) Communication between Independent Directors and internal auditors and accountants:

Communication principles

A. Head of Internal Audit

1. The independent directors and the internal audit supervisor communicate with each other on the implementation status of the audit works through separate meetings. The internal audit unit performs the audit work according to the annual audit plan. In addition, according to the review opinion of independent directors, the focus of the audit will be strengthened, and it will be submitted to each of independent directors for review before the end of the next month after the completion of the audit item.

2. The internal audit supervisor conducts audit work reports to the Audit Committee and the Board of Directors on a quarterly basis.

Date of Audit Committee	Communication focus	Proposal and Company Handling Execution Results
15th meeting of 3rd term Audit	• The Company's audit work report for Q4_2024 - Q4_2024 tracking of defects improvements in last period.	• All Independent Directors have no objections

Date of Audit Committee	Communication focus	Proposal and Company Handling Execution Results
Committee 2025/02/14	- Audit plan and audit findings for Q4_2024 • The Company's 2024 self-assessment situation of internal control system. • The company's 2024 internal control system statement.	• All Independent Directors have no objections The Company's 2024 internal control system statement is submitted to the Board of Directors for resolution after review and approval.
17th meeting of 3rd term Audit Committee 2025/05/02	• The Company's audit work report for Q1_2025 - Q1_2025 tracking of defects improvements in last period. - Audit plan and audit findings for Q1_2025	All Independent Directors have no objections
1st meeting of 4th term Audit Committee 2025/08/01	• The Company's audit work report for Q2_2025 - Q2_2025 tracking of defects improvements in last period. - Audit plan and audit findings for Q2_2025	All Independent Directors have no objections
2nd meeting of 4th term Audit Committee 2025/10/31	• The Company's audit work report for Q3_2025 - Q3_2025 tracking of defects improvements in last period. - Audit plan and audit findings for Q3_2025 • The Company's audit of 2025.	• All Independent Directors have no objections • The Company's 2026 audit plan is submitted to the Board of Directors for resolution after review and approval.

B. Communication between Independent Directors and accountants:

Independent Directors should communicate with accountants on financial status every six months and when they think it is necessary. The communication between Independent Directors and accountants is as follows:

Date of Audit Committee	Communication focus	Proposal and Company Handling Execution Results
15th meeting of 3rd term Audit Committee 2025/02/14	• Audit scope, significant risks, key audit matters and audit results in 2024	• All Independent Directors have no objections
1st meeting of 4th term Audit Committee 2025/08/01	• Auditing conditions of the financial statements in 2025 Q2 • Report on changes in regulations	• All Independent Directors have no objections

3. Corporate governance implementation status and departure from Corporate Governance Best-Practice Principles for TWSE/GTSM Listed Companies and reasons

Evaluation Items	Implementation Status			Deviations from Corporate Governance Best-Practice Principles for TWSE/TPEx Listed Companies and reasons
	Yes	No	Summary	
1. Has the Company set and disclosed principles for practicing corporate governance according to the "Corporate Governance Best-Practice Principles for TWSE/TPEx Listed Companies?"	V		The Company has established corporate governance principles in accordance with the TWSE Corporate Governance Best Practice Principles for TWSE/TPEx Listed Companies and disclosed it on the Company website.	In line with the Corporate Governance Best-Practice Principles
2. Shareholding structure & stockholders' equity (1) Has the Company set internal operations procedures for dealing with shareholder proposals, doubts, disputes, and litigation as well as implemented those procedures through the proper procedures? (2) Does the Company have a list of major shareholders of companies over which the Company has actual control and the list of ultimate owners of those major shareholders? (3) Has the Company established and implemented risk control/management and firewall mechanisms between it and affiliated Corp.s? (4) Does the Company have internal regulations in place to prevent its internal staff from trading securities based on information yet to be public on the market?	V V V V		(1) The Company's Shareholders Affairs Unit is in charge of shareholder services, handling shareholder suggestions, questions, and disputes in accordance with the Regulations Governing the Administration of Shareholder Services of Public Companies and the Standards for the Internal Control Systems of Shareholders Affairs Unit and establishing a complaint mechanism on the Company website. (2) The Company discloses the list of major shareholders and the ultimate controllers of major shareholders in accordance with regulations. (3) The Company has established related regulations on internal control mechanisms and "Regulations on Financial and Business Transactions among Related Parties" in accordance with regulations. Business and financial dealings between the Company and an affiliate are treated as dealings with an independent third party, which and handled by the principles of fairness and reasonableness with documented rules established, and pricing and payment terms clearly defined to thoroughly prevent non-arm's-length transactions. (4) The Company has established the "Management Procedures for Prevention of Insider Trading" which stipulate that directors are prohibited from trading in the company's issued securities during closed periods (i.e., 30 days prior to the announcement of the annual financial report and 15 days prior to the announcement of each quarterly financial report). The Company also includes reminders in the notes of the annual meeting schedule provided to directors to ensure compliance with the regulations. These procedures have been disclosed on the Company's website. Additionally, the Company conducts annual awareness campaigns for insiders and all employees, reminding them not to trade securities using insider information.	In line with the Corporate Governance Best-Practice Principles

Evaluation Items	Implementation Status			Deviations from Corporate Governance Best-Practice Principles for TWSE/TPEx Listed Companies and reasons
	Yes	No	Summary	
3. Composition and responsibilities of the Board of Directors (1) Has the board of Directors formulated diversity policies, specific management objectives, and implemented them effectively? (2) In addition to establishing a Remuneration Committee and an Audit Committee, which are required by law, is the company willing to also voluntarily establish other types of functional committees? (3) Has the company established and implemented methods for assessing the performance of the Board of Directors and conducted performance evaluation annually? Does the Company submit results of assessments to the Board of Directors and use results as the basis for the salary, remuneration, nomination and reappointment of individual Directors? (4) Does the company periodically evaluate the level of independence of the CPA?	V V V V		(1) Article 20 of the "Corporate Governance Practice Guidelines" of the Company stipulates that the structure of the company's board of Directors should take into account the scale of the company's business development, the shareholding situation of major shareholders, and the diversification of members, such as having different professional backgrounds, genders, or fields of work. The board of Directors of the Company also includes 2 female Directors, and there are four Independent Directors, each of whom is held by professionals with expertise in finance or industry. The members of the company's board of Directors already meet the aforementioned objectives; for specific management objectives and implementation of the 8th Board of Directors, please refer to Director Information (III). (2) The Company has already established the Risk Management Committee, Managerial Office Training Committee, Sustainability Committee, Employee Welfare Committee, Supervisory Committee of Labor Retirement Reserve, Occupational Safety and Health Committee, Environmental Protection Committee, Patent Committee, etc. (3) To enhance corporate governance, the company has established the "Director Remuneration and Board Performance Evaluation Regulations." Members of the board of Directors conduct a self-assessment based on the structure and standards of the self-assessment form for the board of Directors, board members, and functional committees once annually. The assessment results are compiled by the board meeting unit and submitted to the Remuneration Committee and the board of Directors. They also serve as one of the references for the reappointment of Directors. The Company conducted an internal self-assessment in 2025, held in December 2025, and the assessment results were submitted to the Board of Directors on March 09, 2026. For further details, please refer to the information on the operation of the board of Directors. Additionally, the Company appoints external professional organizations every three years to conduct board performance evaluations. In 2023, the Chinese Corporate Governance Association was appointed to evaluate the effectiveness of the board of Directors externally. Through the review by professional organizations and guidance and communication with evaluation committee members, the Company obtained professional and objective evaluation results and suggestions. These results were submitted to the Remuneration Committee and the board of Directors on March 05, 2024 and disclosed on the company's website. These evaluation results continuously aim to improve and optimize the functions of the board meetings. (4) The company has established the "Auditor Evaluation and Performance Assessment Measures" in accordance with the "Certified Public Accountant Act" and the "Code of	In line with the Corporate Governance Best-Practice Principles

Evaluation Items	Implementation Status			Deviations from Corporate Governance Best-Practice Principles for TWSE/TPEx Listed Companies and reasons
	Yes	No	Summary	
			Professional Ethics for Certified Public Accountants." The Audit Committee evaluates the independence and suitability of the auditor annually based on these measures. They check whether the auditor is a Director, shareholder, or receives remuneration from the company to confirm whether they are a related party. The evaluation results are then reported to the Audit Committee and the Board of Directors. In 2025, the Audit Committee and the Board of Directors evaluated and considered the 2024 Audit Quality Indicators Report (assessment period: 2024/6/1 to 2025/5/31; AQI Report). They disclosed the audit quality at the "firm level" and the "audit case level" based on 5 dimensions and 13 indicator items such as professionalism, quality control, independence, supervision, and innovation capability, as outlined in Note 1. This served as a reference for appointing auditors annually. Additionally, auditors are required to abstain from matters in which they or their firms have direct or indirect interests, and auditor rotations are conducted in compliance with relevant regulations. The same CPA has not consecutively provided attestation services for more than five years. The evaluation results for the most recent year were discussed and approved by the Audit Committee on February 11, 2026, and subsequently submitted to the Board of Directors for resolution on passing independence and suitability assessment of the auditors on February 11, 2026. Note 1: Indicators for assessing the independence and suitability of auditors.	

Indicators for assessing the independence and suitability of auditors				
No.	Indicator	Result		Remark
		Yes	No	
1	Is the certified public accountant qualified to perform accounting services?	V		
2	Has the certified public accountant served for no more than seven consecutive years in the company?	V		
3	Does the certified public accountant have no direct or significant indirect financial interests with the company?	V		
4	Is there no familial relationship between the certified public accountant or audit service team members and	V		

Evaluation Items	Implementation Status									Deviations from Corporate Governance Best-Practice Principles for TWSE/TPEx Listed Companies and reasons
	Yes	No	Summary							
					Directors, executives, or individuals with significant influence on audit matters of the company?					
				5	Has the certified public accountant or audit service team members not served as Directors, executives, or individuals with significant influence on audit matters for audit clients currently or in the past two years?	V				
				6	Has the certified public accountant not served as a Director, executive, or individual with significant influence on audit matters of the company within one year of resignation?	V				
				7	Has the certified public accountant not allowed others to use their name?	V				
				8	Do the certified public accountant and audit service team members not hold shares of the company or its related enterprises?	V				
				9	Has the certified public accountant not promoted or intermediated the issuance of stocks or other securities of the company?	V				
				10	Is there no monetary lending between the certified public accountant and the company, its related enterprises, Directors, supervisors, executives, or managers?	V				
				11	Is there no joint investment or profit-sharing relationship between the certified public accountant and the company, its related enterprises, Directors, supervisors, executives, or managers?	V				

Evaluation Items	Implementation Status									Deviations from Corporate Governance Best-Practice Principles for TWSE/TPEx Listed Companies and reasons
	Yes	No	Summary							
				12	Does the certified public accountant not hold a regular job in the company or its related enterprises and receive fixed salaries?	V				
				13	Is there no potential employment relationship between the certified public accountant and the company or its related enterprises?	V				
				14	Has the certified public accountant not received any commission related to business?	V				
				15	Does the certified public accountant's firm not overly rely on a single client (the company) as a source of income?	V				
				16	Has the certified public accountant not received significant gifts, favors, or special discounts from the company, its Directors, executives, or major shareholders?	V				
				17	Are the certified public accountant and audit service team members not responsible for keeping the company's money?	V				
				18	As of now, has the certified public accountant not been subject to any disciplinary action or compromise of independence principles?	V				
4. Has the publicly-listed company appointed qualified and suitable number of corporate governance personnel and appointed a Corporate Governance Officer to handle governance related affairs (including but not limited to supplying information requested by the Directors and supervisors, assisting Directors and Supervisors with legal compliance matters, processing company matters related to board meetings	V		The Shareholders Affairs Unit under the Company's Finance Center is responsible for related affairs for corporate governance. Its responsibilities include company registration, affairs related to board meetings and shareholders' meetings, providing information required for Directors to perform their duties, update of related corporate governance regulations, affairs related to investor relations, and other relevant items specified in the Company's Articles of InCorp. or contracts. The post of chief governance officer is set up on February 18, 2021. The current corporate governance officer of the company is Vice President Hsiu-Fen Lai, who has over three years of experience in financial management positions in publicly traded companies, meeting the statutory qualifications for the corporate governance officer. The business execution status for the fiscal year is as follows:							In line with the Corporate Governance Best-Practice Principles

<table>
<tr><th rowspan="2">Evaluation Items</th><th colspan="3">Implementation Status</th><th rowspan="2">Deviations from Corporate Governance Best-Practice Principles for TWSE/TPEx Listed Companies and reasons</th></tr>
<tr><th>Yes</th><th>No</th><th>Summary</th></tr>
<tr><td>and shareholders' meetings according to laws, and preparing minutes of the board meetings and shareholders' meetings)?</td><td></td><td></td><td>(1) Summarize the agenda proposed by each department for the board meetings and provide sufficient meeting materials, which are sent out with the meeting notices. Notify relevant personnel to attend and explain the agenda items. (6 meetings held in 2025)
(2) Invite the auditors to report on audit matters or relevant accounting issues at the board meetings every half fiscal year.
(3) Organize shareholder meetings by preparing registration, meeting notices, agendas, and minutes. Publicize relevant documents before the specified deadline and provide an English translation for global investors to review. (1 meeting held in 2025)
(4) Organize relevant training courses based on the company's industry characteristics and the needs of the Directors. All Directors completed at least 6 hours of training in the fiscal year 2025.
(5) Conduct performance evaluations for the Board of Directors and functional committees.
Corporate Governance Executive Training
<table>
<tr><th>Training Date</th><th>Hosting Unit</th><th>Course Name</th><th>Hours</th></tr>
<tr><td>114/05/15</td><td>Taiwan Corporate Governance Association</td><td>Emerging Technology of Generative AI and Application Trends and CES Insight Analysis; The Dilemma of Democratic Supply Chain? New Challenges for Taiwan-Japan Semiconductor Industry under Trump 2.0</td><td>3.0</td></tr>
<tr><td>114/05/15</td><td>Taiwan Corporate Governance Association</td><td>Impact of the Russia-Ukraine War on European Security and Small and Medium-sized Countries; South Korean Foreign Policy in Strategic Transition: Response and Choices under U.S.-China Competition</td><td>3.0</td></tr>
<tr><td>114/11/13</td><td>Taiwan Corporate Governance Association</td><td>Challenges and Response to the Global Economic and Trade Situation; Strategic Leadership: The Cornerstone of Business Concept</td><td>3.0</td></tr>
<tr><td>114/11/13</td><td>Taiwan Corporate Governance</td><td>Quantum Science Exploration: Quantum Computing Development and Strategic</td><td>1.5</td></tr>
</table></td><td></td></tr>
</table>

<table>
<tr><th rowspan="2">Evaluation Items</th><th colspan="3">Implementation Status</th><th rowspan="2">Deviations from Corporate Governance Best-Practice Principles for TWSE/TPEx Listed Companies and reasons</th></tr>
<tr><th>Yes</th><th>No</th><th>Summary</th></tr>
<tr><td></td><td></td><td></td><td>
<table>
<tr><td></td><td>Association</td><td>Opportunities for the Semiconductor Industry</td><td></td></tr>
<tr><td>114/11/21</td><td>Securities & Futures Institute</td><td>2025 Legal Compliance Publicity Briefing on Insider Equity Trading</td><td>3.0</td></tr>
</table>
</td><td></td></tr>
<tr><td>5. Has the Company established channels for communicating with stakeholders (including but not limited to shareholders, employees, customers, and suppliers), set up a dedicated stakeholder section on the company website, as well as appropriately responded to important corporate and social responsibility issues of concern to stakeholders?</td><td>V</td><td></td><td>The Company values communication with stakeholders and has established diverse communication channels. A stakeholder section has been set up on the company's website to effectively address important sustainability issues raised by stakeholders. The communication status for the year 2024 was reported to the Board of Directors on August 1, 2025, with detailed information disclosed on the Company's website.</td><td>In line with the Corporate Governance Best-Practice Principles</td></tr>
<tr><td>6. Has the Company hired a professional agency to handle tasks and issues related to convening shareholder's meeting?</td><td>V</td><td></td><td>The Company has engaged the service of CTBC Bank Co., Ltd. Transfer Agency Department to handle tasks and issues related to shareholder's meeting.</td><td>In line with the Corporate Governance Best-Practice Principles</td></tr>
<tr><td>7. Information Disclosure
(1) Has the Company established a corporate website to disclose information regarding the Company's financial, business, and corporate governance status?
(2) Has the Company adopted other means of information disclosure (such as establishing a website in English, appointing specific personnel to collect and disclose company information, implementing a spokesperson system, and disclosing the process of investor conferences on the Company's website)?
(3) Does the Company publish and report its</td><td>V
V
V</td><td></td><td>(1) The Company regularly discloses financial business (Monthly\Quarterly\Yearly) and corporate governance information on the Company website (http://www.nuvoton.com).
(2) The Company maintains an English website and related departments including investor relations, shareholder affairs and public relations collect and disclose related information in accordance with regulations. The Company has also established a spokesperson system and the presentation files and videos of the investor conferences are available on the Company website for external parties.
(3) To help investors access sufficient and accurate financial information, the Company submits the annual financial report to the Audit Committee and the Board of Directors for approval within two months after the end of the year and the financial report is published on the Market Observation Post System after it is passed in the meeting of the Board of Directors. The Q1, Q2, and Q3 financial reports and operation status of each month are also fully disclosed on the Market Observation Post System before the prescribed deadline.</td><td>In line with the Corporate Governance Best-Practice Principles</td></tr>
</table>

Evaluation Items	Implementation Status			Deviations from Corporate Governance Best-Practice Principles for TWSE/TPEx Listed Companies and reasons
	Yes	No	Summary	
annual financial report within two months after the end of a fiscal year, and publish and report its financial reports for the first, second and third quarters as well as its operating status for each month before the specified deadline?				
8. Is there any other important information to facilitate a better understanding of the company's corporate governance practices (including but not limited to employee rights, employee wellness, investor relations, supplier relations, rights of stakeholders, continuing education of Directors and supervisors, the implementation of risk management policies and risk evaluation standards, the implementation of customer relations policies, and purchasing insurance for Directors and supervisors)?	V		(1) Employee rights, interests, and wellbeing: The Company has established comprehensive management rules for the rights, obligations, and benefits of employees. The Company has also established complaint filing protocols to safeguard employee rights and interests. The Company has established employee communication channels to encourage the employees to communicate directly with managerial officers. (2) Investor relations: The Company holds periodic investor conferences to communicate with investors and has established a designated section on company website for investors and periodically discloses financial information and information related to corporate governance. (3) Supplier relations: The Company has established rules for supplier relations. (4) Stakeholder interests: The Directors of the Company recuse themselves from voting on agenda items in which they have an interest. (5) Continuing education of Directors and supervisors: The Company arranges continuing education courses for Directors and supervisors every year and provides from time-to-time information on professional courses offered by external institutions. The continuing education courses taken by Directors and supervisors are disclosed on the Market Observation Post System. (6) Implementation of risk management policies and risk assessment standards: The Company has established management rules for important managerial targets and implements them in accordance with the established rules. (7) The implementation of customer relations policies: The Company strictly adheres to the contracts signed with customers and relevant provisions to safeguard customers' rights and interests. (8) Status of purchase of liability insurance by the Company for Directors and supervisors: The Company has purchased liability insurance for Directors and supervisors in accordance with regulations in order to mitigate and disperse the risk of any material damages to the Company and its shareholders caused by any error or negligence of Directors. Please refer to the Company's information disclosure on the Corporate Governance/Directors and Supervisors' Liability Insurance section of the Company Information Disclosure Platform.	In line with the Corporate Governance Best-Practice Principles

Evaluation Items	Implementation Status			Deviations from Corporate Governance Best-Practice Principles for TWSE/TPEx Listed Companies and reasons
	Yes	No	Summary	
9. Does the company establish and disclose intellectual property management plan related to the operational objectives and its implementation status, and report to the Board of Directors at least once a year?	v		The Company considers R&D and innovation as the core driving force for corporate sustainable development and maintenance of competitiveness, while sound intellectual property protection is the key to consolidating brand value and technological advantages. To strengthen its leading position in the industry and protect the R&D achievements accumulated for many years, the Company has established an intellectual property strategy based on its operational objectives and R&D resources and developed a systematic operation model to comprehensively protect the achievements of product R&D and technological innovation, further strengthen overall competitive advantages, and consolidate the Company's development foundation. The objectives of the Company's intellectual property management are to build a comprehensive global patent map, effectively protect the patent intellectual property and technological innovation achievements of the Company, and improve corporate competitiveness on this basis. To achieve these objectives, the Company focuses on strengthening the global patent layout of relevant products to protect its core technological advantages; at the same time, the Company continues to expand its intellectual property layout and improve patent quality. Through the exploration of key patents, the expansion of the patent map, and the adoption of a diversified innovation incentive mechanism, the Company inspires employees to put forward valuable applicable patent applications and gradually accumulate solid patent portfolios. With respect to management system and development strategies, the Company has established and continuously refined an intellectual property management system that complies with the Taiwan Intellectual Property Management System (TIPS). Relying on an institutionalized and process-based management mechanism, the Company guarantees that clear regulations have been formulated in each stage of intellectual property creation, protection, application and risk control, and implemented in daily operation. Additionally, the Company attaches importance to innovation protection, strengthens the global patent layout of related products, and safeguards the core technological advantages of products. Furthermore, the Company continues to improve the intellectual property management and introduce AI to strengthen intellectual property analysis, improve R&D efficiency and risk control, and then enhance corporate competitiveness. Meanwhile, adhering to the concept of green and sustainable technologies, the Company makes arrangements for intellectual property, strengthens supply chain resilience and sustainable management, and supports its sustainable development. [Implementation status] Matters related to intellectual property are regularly reported to the Board of Directors of the Company in the fourth quarter of every year. The most recent reporting date was October 31, 2025. The Company has introduced the intellectual property management system since 2025. The main implementation status of intellectual property management in 2025 is as follows:	

Evaluation Items	Implementation Status			Deviations from Corporate Governance Best-Practice Principles for TWSE/TPEx Listed Companies and reasons
	Yes	No	Summary	
			1. The Company introduced the Taiwan Intellectual Property Management System (TIPS) and passed TIPS verification to strengthen its intellectual property management system. 2. Status of intellectual property owned by the Nuvoton Group: 278 patent applications in 2025 and 2,067 patent applications accumulatively submitted; 244 patents granted in 2025 and 2,044 valid patents accumulatively obtained. [Verification status] The Company established a dedicated unit responsible for intellectual property management in 2008, and introduced the Taiwan Intellectual Property Management System (TIPS) in 2025. The Company passed the TIPS verification most recently in 2025, with the validity period of the certificate expiring on December 31, 2026. It demonstrated that the relevant mechanism was already recognized in terms of legal compliance, helping improving the confidence of investors, customers and the general public in the Company.	
10 Please describe improvements in terms of the results of the Corporate Governance Evaluation System in recent years and propose areas and measures to be given priority where improvement will be needed. The Company attaches great importance to corporate governance, and continuously evaluates and refines the evaluation indicators and standards of the "Corporate Governance Evaluation" of the Securities and Exchange Fund to improve corporate governance.				

4. Composition, duties, and operation of the Remuneration Committee

(1) Information on members of the Remuneration Committee

Identity	Criteria / Name	Professional qualifications and experience	Independence Status	Number of companies concurrently serving as members of the remuneration committee of other publicly traded companies
Convener/Independent Director	Shu-Chyuan Tu	Note	Note	0
Committee Member/Independent Director	Pao-Sheng Wei	Note	Note	0
Committee Member/Independent Director	Kuang-Chung Chen	Note	Note	0
Committee Member/Independent Director	Li-Hsin Wang	Note	Note	0

Note: Please refer to the information disclosure of directors' professional qualifications and independent directors' independence on pages 9-11.

(2) Operation of Remuneration Committee

The Company's Remuneration Committee is responsible for formulating and reviewing the policies, systems, standards and structures of the performance evaluation and remuneration of the Company's Directors and managerial officers, as well as the individual remunerations, and submitting the proposed recommendations to the Board of Directors for discussion.

1. Regularly review the organizational regulations of the Remuneration Committee and propose amendments.
2. Formulate and regularly review the policies, systems, standards and structures of Directors' and managerial officers' annual performance goals and remuneration.
3. Regularly evaluate the achievement of the performance goals of Directors and managerial officers and determine the content and amount of their individual remunerations.
4. 1. The Company's Remuneration Committee consists of 4 members, composed of all Independent Directors.
4. 2. The term of the 6th Committee members: from May 26, 2025 to May 25, 2028

In 2025, the Remuneration Committee totally held 2 meetings. The attendance status of the Committee members is as follows:

Title	Name	Attendance in person (B)	Attendance by proxy	Attendance in person rate (%) [B/A] (Note)	Notes
Convener	Shu-Chyuan Tu	2	0	100%	Reappointed (elected on May 26, 2025), required to attend 2 meetings.

Title	Name	Attendance in person (B)	Attendance by proxy	Attendance in person rate (%) [B/A] (Note)	Notes
Committee member	Pao-Sheng Wei	2	0	100%	Reappointed (elected on May 26, 2025), required to attend 2 meetings.
Committee member	Allen Shan-Ko Hsu	1	0	100%	Removed from office (term of office expired on May 26, 2025), required to attend 1 meeting.
Committee member	Kuang-Chung Chen	2	0	100%	Reappointed (elected on May 26, 2025), required to attend 2 meetings.
Committee member	Li-Hsin Wang	1	0	100%	Newly appointed (elected on May 26, 2025), required to attend 1 meeting.
Other matters that require reporting: 1. If the Board of Directors did not adopt or revise the recommendations of the remuneration committee, it should describe the date of the Board meeting, term of the Board, agenda item, resolutions adopted by the Board, and actions taken by the Company in response to the opinion of the remuneration committee: This event did not occur at the Company. 2. If a member opposes a resolution the Committee has adopted or has reservations with a written record or a statement, the date and session of the meeting, the resolution, opinions of all the members, and the response to their opinions shall be indicated: This event did not occur at the Company.					

Note: The actual attendance rate (%) is calculated based on the number of meetings held during the year when the member holds the position and the number of meetings actually attended by each member of the Compensation Committee.

(3) Discussions and resolutions made by the Remuneration Committee in the latest year and the Company's response to opinions of the Committee members:

Term/Date	Agenda and Follow-Up	
8th meeting of 5th-term 2025/03/07	1	Total and individual amounts of Directors' remuneration for the year 2024. Opinions of the Remuneration Committee members: N/A. The Company's response to Remuneration Committee opinions: N/A. Resolution: Passed as proposed.
	2	Individual amounts of performance bonuses and patent bonuses for the Company's managerial officers for the year 2024. Opinions of the Remuneration Committee members: N/A. The Company's response to Remuneration Committee opinions: N/A. Resolution: Passed as proposed.
	3	Compensation for the Company's managerial officers for the year 2025. Opinions of the Remuneration Committee members: N/A. The Company's response to Remuneration Committee opinions: N/A. Resolution: Passed as proposed.

Term/Date	Agenda and Follow-Up	
	4	Performance bonus amount for Mr. Yuan-Mou Su, a managerial officer of the Company, for the year 2024. Opinions of the Remuneration Committee members: N/A. The Company's response to Remuneration Committee opinions: N/A. Resolution: Passed as proposed.
1st meeting of the 6th-term 2025/08/01	1	Determination of appropriation ratio of director's remunerations of the Company for the year 2025. Opinions of the Remuneration Committee members: N/A. The Company's response to Remuneration Committee opinions: N/A. Resolution: Passed as proposed.
	2	Determination of appropriation ratio of employee remunerations of the Company for the year 2025. Opinions of the Remuneration Committee members: N/A. The Company's response to Remuneration Committee opinions: N/A. Resolution: Passed as proposed.
	3	Compensation for the Company's individual managerial officers for the year 2025. Opinions of the Remuneration Committee members: N/A. The Company's response to Remuneration Committee opinions: N/A. Resolution: Passed as proposed.
	4	Individual amount of employee remuneration for the Company's managerial officers for the year 2024. Opinions of the Remuneration Committee members: N/A. The Company's response to Remuneration Committee opinions: N/A. Resolution: Passed as proposed.
	5	Remuneration of Mr. Yuan-Mou Su, a managerial officer of the Company. Opinions of the Remuneration Committee members: N/A. The Company's response to Remuneration Committee opinions: N/A. Resolution: Passed as proposed.
2nd meeting of the 6th-term 2025/02/11	1	The Company's amendment to some provisions of the "Director Remuneration and Board Performance Evaluation Measures". Opinions of the Remuneration Committee members: N/A. The Company's response to Remuneration Committee opinions: N/A. Resolution: Passed as proposed.
	2	Individual amount of variable remuneration for the Company's managerial officers for the year 2025. Opinions of the Remuneration Committee members: N/A. The Company's response to Remuneration Committee opinions: N/A. Resolution: Passed as proposed.
	3	Amount of variable remuneration of Mr. Yuan-Mou Su, a managerial officer of the Company, for the year 2025. Opinions of the Remuneration Committee members: N/A. The Company's response to Remuneration Committee opinions: N/A. Resolution: Passed as proposed.

4. Composition, responsibilities and operation status of the Risk Management Committee

(1) Member information of the Risk Management Committee

Identity	Criteria / Name	Professional qualifications and experience	Independence Status
Convener/Chairman	Yuan-Mou Su	Note	Note
Committee Member/Director	Liang-Gee Chen	Note	Note
Committee Member/Independent Director	Shu-Chyuan Tu	Note	Note
Committee Member/Independent Director	Pao-Sheng Wei	Note	Note
Committee Member/Independent Director	Kuang-Chung Chen	Note	Note
Committee Member/Independent Director	Li-Hsin Wang	Note	Note

Note: Please refer to the information disclosure of directors' professional qualifications and independent directors' independence on pages 9-11.

(2) The responsibilities and authorities of the Risk Management Committee are as follows:

1. Taking comprehensive charge of the overall risk management of the Company, formulating risk management policies and framework, establishing qualitative and quantitative management standards, and adjusting them based on the Company's actual demand needs or changes in the objective environment.
2. Executing risk management decisions made by the Board of Directors and reviewing the development, establishment and implementation efficiency of the Company's overall risk management mechanism.
3. Establishing the risk appetite, and reviewing and managing the Company's overall risks.
4. Assisting and supervising each unit to conduct risk management activities, and coordinating cross-departmental interaction and communication for risk management functions.
5. Adjust the risk categories and risk-taking methods based on environmental changes.
6. Implementing other matters related to the committee's responsibilities and authorities according to the requirements of the Board of Directors.

(3) In 2025, the Risk Management Committee convened a total of 2 meetings, with the member attendance status as follows:

Title	Name	Attendance in person (B)	Attendance by proxy	Attendance in person rate (%) [B/A] (Note)	Notes
Convener/Chairman	Yuan-Mou Su	1	1	50%	Reappointed (elected on August 1, 2025), required to attend 2 meetings.
Committee Member/Director	Liang-Gee Chen	2	0	100%	Reappointed (elected on August 1, 2025), required to attend 2 meetings.
Committee Member/Independent Director	Pao-Sheng Wei	1	1	50%	Reappointed (elected on August 1, 2025), required to attend 2 meetings.
Committee Member/Independent Director	Shu-Chyuan Tu	0	2	0%	Reappointed (elected on August 1, 2025), required to attend 2 meetings.
Committee Member/Independent Director	Allen Shan-Ko Hsu	1	0	100%	Removed from office (term of office expired on August 1, 2025), required to attend 1 meeting.
Committee Member/Independent Director	Kuang-Chung Chen	1	1	50%	Reappointed (elected on August 1, 2025), required to attend 2 meetings.
Committee Member/Independent Director	Li-Hsin Wang	1	0	100%	Newly appointed (elected on August 1, 2025), required to attend 1 meeting.

5. **Implementation status of sustainable development and deviations from Sustainable Development Best-Practice Principles for TWSE/TPEx Listed Companies and reasons**

Driving Items	Implementation Status			Deviations from Corporate Sustainable Development Practice Principles for TWSE/TPEx listed companies and reasons
	Yes	No	Summary	
1. Has the company established a governance structure for promoting sustainable development and set up a unit that supports CSR practices on a full-time or part-time basis? Is the CSR unit operated by senior managers as authorized by the board of Directors, and supervised by the board of Directors?	V		Adhering to the sustainable management vision and mission of "Being the Invisible Champion of Enriching Human Life with Green Semiconductor Technology", the Company renamed its "Corporate Social Responsibility Committee" to "Sustainability Committee" in 2021. The committee is the highest-level sustainability decision-making center in the Company. This committee is chaired by the President or a senior supervisor appointed by the President, and it contains five functional teams in charge of corporate governance, human rights and social inclusion, green products, environmental sustainability, and sustainable supply chain; the Sustainability Committee meetings are convened on a quarterly to track and review the sustainability-related project plans, performance objectives, plan progress and regulatory compliance; to implement the matters supervised and guided by the Board of Directors, the committee regularly reports the Board of Directors the implementation achievements of the sustainability development annually. In response to the suggestions made by the Board of Directors on the management policy, strategies and targets of the committee, the committee reported the implementation status to the Board of Directors at the meeting dated August 1 in the 3rd quarter of 2025. Additionally, in accordance with the provisions of the Financial Supervisory Commission, the implementation status will be disclosed in the Sustainability Report on the corporate website.	In line with the Sustainable Development Practice Principles

<table>
<tr><th rowspan="2">Driving Items</th><th colspan="3">Implementation Status</th><th rowspan="2">Deviations from Corporate Sustainable Development Practice Principles for TWSE/TPEx listed companies and reasons</th></tr>
<tr><th>Yes</th><th>No</th><th>Summary</th></tr>
<tr><td>2. Has the company assessed the environmental, social, and corporate governance risks of its operations based on the principle of materiality and established related risk management policies or strategies?</td><td>V

V</td><td></td><td>(1) This disclosure covers the Company's sustainable development performance in major locations from January 2025 to December 2025. The corporate governance part of the risk assessment boundary is mainly based on the Company, including subsidiaries in Taiwan and overseas, and the environmental and social part includes the Company's Taiwan base.
(2) The Company follows the GRI General Standard 2021 version GRI 3, assessing the actual and potential impacts on governance, economy, environment, and people (including their human rights) throughout its operations and business relationships. It conducts relevant risk assessments on significant issues and develops risk management policies or strategies based on the assessed risks as follows:

<table>
<tr><th>Type</th><th>Material Issues</th><th>Risk Assessment Items</th><th>Risk Management Policy or Strategy</th></tr>
<tr><td>Governance</td><td>Risk Management</td><td>The Company identifies and manages major risks that may impact its operation and ESG targets through sustainability risk assessment, to reduce negative impacts and losses arising from risk incidents, safeguard stakeholders' rights and interests, and maintain corporate image. Relevant risks cover supplier compliance, supply chain interruption and challenges from</td><td>The Company systematically identifies, assesses and controls risks according to its risk management policy to reduce the impacts on its operations. Also, the Company is committed to converting potential risks to development opportunities. Furthermore, relying on a rigorous supplier evaluation, selection and regular audit mechanism, the Company ensures that its partners meet the requirements for environmental protection</td></tr>
</table></td><td>In line with the Sustainable Development Practice Principles</td></tr>
</table>

Driving Items	Implementation Status							Deviations from Corporate Sustainable Development Practice Principles for TWSE/TPEx listed companies and reasons
	Yes	No	Summary					
						sustainable procurement. For example, if the suppliers fail to comply with regulations or social responsibility requirements, the achievement of the sustainability targets will be affected; additionally, extreme climate, geopolitical tensions or shortages of raw materials may impact the supply stability and delivery capability.	and social responsibility. Meanwhile, the Company promotes supply chain diversification to improve the overall resilience. Additionally, the Company actively introduces a green procurement mechanism and selects suppliers with low-carbon performance and environmental protection certification with priority, to continually promote the sustainable development of the supply chain.	
					Integrity in Business Operations and Corporate Governance	This includes compliance with regulations, operational transparency, and conflict of interest issues. Failure to adhere to anti-corruption, internal control, or information disclosure regulations may expose a company to legal liabilities, fines, and reputational damage. Additionally, inadequate governance mechanisms may compromise the supervisory	The Company adheres to relevant regulations and corporate ethics standards, strengthens internal audit and risk management systems, and ensures the fairness of decision-making and operational transparency through effective Board operations and internal supervisory mechanisms. Furthermore, the Company continuously promotes integrity education and whistleblowing	

Driving Items	Implementation Status							Deviations from Corporate Sustainable Development Practice Principles for TWSE/TPEx listed companies and reasons
	Yes	No	Summary					
						effectiveness of the Board, reduce decision-making transparency, and erode the trust of investors and stakeholders.	mechanisms among employees to foster a strong corporate governance culture and enhance long-term competitiveness.	
				Economics	Productivity and Operational Performance	Actively deploying globalization to enhance the international reputation of the company; continuously improving productivity and reducing costs; developing market strategies and exploring new markets to maintain industry leadership.	Develop comprehensive and forward-looking business strategies to enhance the company's operational performance and fulfill the responsibility to shareholders.	
					Research and Development Innovation	By implementing effective management of innovative research and development, we maintain our company's leading position in the industry and continue to provide customers with products featuring cutting-edge technology.	Regularly disclose the amount of R&D expenditures and the number of newly acquired patents.	
					Green Products	In the contest of stricter environmental regulations, intensified market competition, and technological and cost challenges, products that fail to meet the latest environmental standards may impact market sales and corporate image. Moreover, the development of eco-friendly	The Company ensures that its products comply with international standards such as RoHS and REACH and actively invests in green technology research and development to enhance the sustainability value of its products. Additionally, through product lifecycle management, the Company reduces carbon footprints and incorporates	

Driving Items	Implementation Status							Deviations from Corporate Sustainable Development Practice Principles for TWSE/TPEx listed companies and reasons
	Yes	No	Summary					
						materials and low-carbon technologies can enhance competitiveness, but such development may also incur additional costs.	recyclable designs to achieve circular economy goals.	
				Environment	Energy and Greenhouse Gas Management	The Company's energy consumption data to is analyzed to identify opportunities for energy management or reduction.	Establishing an energy management policy and maintaining an energy management system to ensure operational resilience in energy management issues.	
						In accordance with the Company's sustainability strategy, the Company seeks opportunities and technologies to reduce greenhouse gas emissions, continuously lowering the use and emission of greenhouse gases.	To effectively respond to and mitigate the climate change, the Company continues to establish carbon reduction targets according to international standards, and comprehensively launches climate change mitigation actions, including process optimization, installation of energy-saving and carbon-reducing equipment, and full participation, to achieve the determined targets.	

Driving Items	Implementation Status							Deviations from Corporate Sustainable Development Practice Principles for TWSE/TPEx listed companies and reasons
	Yes	No	Summary					
					Water Resource Management	Centering on "Cherishing Resource Use", the Company is committed to promoting diverse water-saving, recycling and backup measures to improve the utilization efficiency of water resources and reduce water risks.	With respect to water resource policy and commitment, the Company regards water resource management as a key issue for sustainable management and operational resilience. Focusing on source reduction and maximization of water recycling, Nuvoton is dedicated to continuously improving water consumption efficiency, and proactively establishes and implements dryness response and water-saving measures to actively respond to climate change risks.	
				Human rights	Talent Management	This includes challenges such as talent retention, labor disputes, workplace safety risks, and diversity and inclusion. If compensation and benefits lack competitiveness or career development opportunities are insufficient, it may affect talent attraction and retention, thereby	The Company ensures that talent has access to growth opportunities through market-based compensation strategies and comprehensive training and development programs. It also strengthens human rights and equality policies, promotes a culture of diversity and inclusion, and establishes open channels for labor-management communication to safeguard the rights of	

Driving Items	Implementation Status							Deviations from Corporate Sustainable Development Practice Principles for TWSE/TPEx listed companies and reasons
	Yes	No	Summary					
						weakening corporate competitiveness. Additionally, inadequate labor-management communication mechanisms may lead to labor disputes, impacting operational stability.	both parties. Furthermore, the Company implements occupational health and safety management systems to provide a safe and healthy work environment, ensuring employee well-being and corporate sustainability.	
					Occupational Safety and Health	The Company focuses on activities, products, services, environment, personnel safety and health, energy use, and contractor safety management, and conducts reevaluations before changes or after accidents, to prevent occupational disasters and ensure employees' health and operational safety.	Nuvoton attaches importance to employees' physical and mental health as well as safety, and follows ISO 45001 standard and local regulations. It has established the "Operating Procedure for Environmental Safety and Health Risk Assessment" and conducts risk assessment and review at least once every year.	
1. Environmental Issues (1) Has the Company established a proper environmental management system based on the characteristics of the industry?	V V		The Company follows environmental protection regulations and related international norms to protect the natural environment and strive for a balanced development of the economy, society and the environment in conducting business to achieve the goal of a sustainable environment. (1) The Company has established relevant management systems regarding environment, safety and health (ESH) and energy, and successively passed ISO 14001/ISO 45001 and ISO 50001 system certifications globally in response to environmental changes. The Company continues to maintain and conduct operation and management of each system,					In line with the Sustainable Development Practice Principles

Driving Items	Implementation Status			Deviations from Corporate Sustainable Development Practice Principles for TWSE/TPEx listed companies and reasons
	Yes	No	Summary	
(2) Is the Company committed to improving the efficiency of the various resources and using recycled materials which have a low impact on the environment?	V		and has designated various professional technical and management personnel specialized in environmental protection to operate and maintain environmental protection equipment. (2) To effectively enhance the efficiency of energy and resource utilization, the company has clearly stated in its publicly available Safety, Health, and Environmental Protection/Energy Policy that it will implement continuous improvement measures to reduce the consumption of water and electricity, critical chemical raw materials, and major pollutant emissions. In accordance with this policy, reduction targets are established and the progress toward these targets is tracked on a quarterly and annual basis.	
(3) Does the Company assess the potential risks and opportunities of climate change for its current and future operations and undertake response measures with respect to climate change?				
(4) Does the Company calculate the amount of greenhouse gas emission, water consumption, and waste production in the past two years and implement policies to cut down energy and water consumptions, carbon and greenhouse gas emissions, and waste production?	V		(3) The Company assesses and confirms that climate change will directly impact the production and operation of the manufacturing industry. Given the risks of flooding, water supply interruption, power supply shortage and rising costs of raw materials, the continuous reduction of related risks and the improvement of green competitiveness are also an opportunity to seize global business opportunities and win stakeholders' recognition. Therefore, through carbon inventory/carbon footprint verification, the Company learns about the distribution of carbon emissions in product lifecycle and applies it in the energy conservation, carbon reduction and greenhouse gas reduction strategies, to mitigate the impact of climate change on operations: For example, the Company continues to reduce the use of electricity and perfluorinated gas emissions, etc. As for implementation measures, the Company has not only set reduction targets and tracked the achievement status of such targets on a quarterly basis, but also continually invested in environment-friendly and sustainable machinery equipment. In 2024, the Company made an investment of approximately NT$ 78 million in this regard. In 2025, the Company invested approximately NT$ 100 million in installing various	

Driving Items	Implementation Status			Deviations from Corporate Sustainable Development Practice Principles for TWSE/TPEx listed companies and reasons
	Yes	No	Summary	
			kinds of equipment including energy monitoring equipment, equipment with high energy-saving efficiency and equipment used to reduce fluorine-containing gas in the processes. After implementing these measures, the Company reduced more than 13,000tCO_2e*1 (equivalent carbon dioxide gas) of global greenhouse gas emissions in 2025. (4) In summary, the following table outlines information on greenhouse gas emissions, electricity usage, water usage, and total weight of waste for the years 2024 and 2025, using 2022 as the base year:	

		2022 (Base Year)	2024	2025
Greenhouse gas emissions*2 CO_2e (carbon dioxide equivalent)	Emissions for the year	202,362	123,527	110,022
	Reduction compared to last year (%)	-	17.2	10.9
	Reduction compared to base year (%)	-	39.0	45.6
Electricity usage*3 (kWh)	Usage for the year	221,168	184,179	183,014
	Reduction compared to last year (%)	-	6.5	0.6
	Reduction compared to base year (%)	-	16.7	17.3
Water withdrawal*4 (1 million liters)	Usage for the year	5,270	3,934	3,543
	Reduction compared to last	-	10.7	9.9

Driving Items	Implementation Status			Deviations from Corporate Sustainable Development Practice Principles for TWSE/TPEx listed companies and reasons
	Yes	No	Summary	

	year (%)			
	Reduction compared to base year (%)	-	25.4	32.8
Total weight of waste (t) *4	Weight for the year	3,025	2,893	2,555
	Reduction compared to last year (%)		16.7	11.7
	Reduction compared to base year (%)		4	16

Notes*

1. The greenhouse gas emissions, electricity consumption, water consumption and total waste weight and their reduction ratios are calculated based on the total values of Nuvoton Taiwan and Nuvoton Japan.
2. Calculated using the global warming potential (GWP) values for greenhouse gases in IPCC AR6 (2024).
3. Calculated per the emission coefficients and GWP specified in "Greenhouse Gas Emission Coefficient" announced by the Ministry of Environment on February 5, 2023 as well as the electricity coefficient of 0.474kg CO_2e/kWh announced by the Energy Administration, Ministry of Economic Affairs for the year 2024; for Nuvoton Japan, it shall be calculated per the regional electricity emission coefficient of 0.423kg CO_2e/kWh announced locally in Japan.
4. Water usage is recorded based on the Company's internal water meter readings.

2. Social Issues (1) Has the Company formulated appropriate management policies and procedures according to relevant regulations and the International Bill of Human Rights?	V		(1) The Company adheres to relevant labor laws such as the Labor Standards Act, respecting and supporting the protection principles and basic principles of various international human rights conventions, including the Universal Declaration of Human Rights, the United Nations Guiding Principles on Business and Human Rights, and the International Labor Organization's Declaration on Fundamental Principles and Rights at Work. We also follow the Responsible Business Alliance Code of Conduct and have established a Code of Conduct for Sustainable Development, based on which internal management policies and procedures are formulated to support and safeguard the labor rights of employees. These rights include the freedom to choose employment, prohibition of child labor, protection of young workers, compliance with statutory working hours, compliance with statutory wages and benefits, humane and non-discriminatory treatment, and respect for employees' freedom of association. Clear reward and punishment items are specified in the work rules for employees to follow. Furthermore, to strengthen the implementation of labor rights, environmental protection, health and safety, and ethical standards, and to perfect the management of integrity in business operations, the Company conducts regular sustainability education and training sessions. These sessions are considered mandatory courses for employees each year, aiming to enhance awareness of human rights protection among staff. In 2025, a total of 3,671 global employees underwent training with a completion rate of 100%.	In line with the Sustainable Development Practice Principles
(2) Has the company established and implemented reasonable employee benefits (including remuneration, leave, and other benefits) and reflected the business performance or results in employee remuneration appropriately?	V		In 2024, “Nuvoton Human Rights Policy” has been established and published. Human rights due diligence process has been introduced to carry out human rights risk assessment on employees of Taiwan Headquarters, and 2024 human rights due diligence results has been disclosed under the section of sustainable development of the Company’s website. (2) Company establishes a reasonable salary and remuneration policy by referring to the market pay level, and has prescribed in the Articles of InCorp. that if the Company is profitable for the year, at least 1% of the profit shall be appropriated as employee remuneration. The Company has also established Performance Management Rules that links business performance to employee remuneration through periodic performance assessment as a means to reflect business results in employee pay. To provide employees a working environment conducive to body mind balance, the Company offers a leave system superior than statutory requirements and actively reminds employees to take holidays at appropriate intervals to build a healthy workplace. With regard to employee benefits, the Company offers group insurance with terms superior than statutory requirements to protect the employees' work and life security. With regard to encouraging employees to get married and have children, the Company provides parking spaces for pregnant employees, breastfeeding room, mommy packs, prenatal checkup leave, paternity leave, family care leave, marriage leave, and childbirth cash gift and child rearing subsidy from the Employee Welfare Committee.	
(3) Does the Company provide a safe and healthy working environment and provide employees with regular safety and health training?	V			

(4) Has the Company established an effective career development and capability training program for employees? (5) In terms of the customer health and safety, right to privacy, marketing and labeling of products and services, has the Company followed relevant laws, regulations, and international norms and set up relevant consumer protection policies and complaint procedures? (6) Has the Company formulated supplier management policies that require suppliers to comply with relevant regulations on environmental protection, occupational safety and health, and labor rights and requested their reports on the implementation of such regulations?	V V		(3) The Company has a dedicated occupational safety and health unit responsible for the operation and management of the occupational safety and health management system. The unit has obtained ISO 45001:2018 certification and follows the PDCA (Plan-Do-Check-Act) management system approach. It regularly conducts occupational safety and health risk assessments, plans and executes safety measures, and provides education and training to provide employees with a safe and healthy working environment. In 2025, Nuvoton Taiwan provided its employees with learning opportunities and improved their hazard prevention awareness by providing a total of 84 safety and health education and training sessions with the attendance rate of 99%. No fatal occupational hazards and diseases occurred this year. However, 1 disabling injury incident occurred (fall in stairwell), involving 1 person. The occupational disease rate per a thousand people was 0.62, the frequency of disabling injuries (not including commuting traffic) was 0.32, and the severity rate of disabling injuries (not including commuting traffic) was 12.18; the Company conducted thorough accident investigation and cause analysis for each incident throughout the year and formulated improving measures to better the unsafe environment. No disabling injuries occurred among those who were not employees. (4) The Company has established a comprehensive "Education and Training Management Procedure" to create a conducive learning environment aligned with the Company's strategy, vision, and values. Organizational culture serves as the core, and a complete learning and development system is constructed based on hierarchy and capabilities. Training plans tailored to job categories and position requirements are developed to meet employees' learning needs. Various training resources and flexible learning methods are provided to supervisors and employees at different levels: ①. Management Capability Training: Tailored management capability training is provided based on the management competency blueprint for different levels of management. This includes courses to assist frontline supervisors in developing correct management thinking and enhancing management skills, internal supervisor exchange sessions to share management experiences, and lectures by industry experts to cover various topics. These training activities continuously strengthen the management capabilities of supervisors at all levels. ②. Professional Skills Training: Tailored near, medium, and long-distance professional skills training is provided based on employees' professional skill needs. Both internal and external training resources are offered to cultivate employees' learning momentum, continuously improve their technical skills, and support breakthroughs and advancements in professional fields. ③. Onboarding Training for New Employees: To help new employees adapt to the environment quickly, the Company provides relevant training courses, including introduction to work systems and planning, organizational product introduction, introduction to company culture, and compliance with relevant regulations. These	

	V		courses assist newcomers in integrating into the company, establishing an understanding of the organization, and creating a safe and healthy work environment. (5) The Company's quality control mechanisms cover each step in the manufacturing process. We ensure the quality of the products through continuous monitoring on the manufacturing process and rapid and efficient detection of problems. We conduct comprehensive defect analyses for defective products returned by customers to verify the source of the defective products and implement improvements. We also use continuous innovation and improvement of products, procedures, and services to provide high-quality services and outstanding quality and become irreplaceable partners for customers. With regard to customer complaint channels, the Company periodically implements customer satisfaction surveys to understand whether the Company is providing satisfying products and services and to improve the quality of after-sales services. The Company strives to design, procure, manufacture and market products that contain no hazardous materials in accordance with international regulations and to satisfy customers' requests. We also enforce measures to protect the environment and fulfill responsibilities as a social citizen. The products provided comply with EU regulations and customer requirements, and safeguard the health of users. (6) As stipulated in the Company's internal rules, we incorporate quality, price, environmental protection and labor rights into the assessment for qualified suppliers. 1. Environmental and occupation health safety management system certification The Company requires that suppliers must acquire international certifications, e.g. ISO 14001 and ISO 45001 and safety and health management systems. If the supplier is unable to acquire these credentials on time, they are asked to provide a time table for the certification process. 2. Social requirements To ensure the labor rights of our suppliers, the Company has actively adopted the Code of Conduct of the Responsible Business Alliance (RBA). The Code was previously known as the Electronic Industry Code of Conduct (EICC) and requires suppliers of the Company's supply chain to follow EICC requirements on environmental protection, safety and sanitation, labor rights and labor conditions. In the semi-annual evaluation of suppliers, the Company employs the power of procurement to request suppliers to fulfill environmental and social responsibilities. The Company requests all suppliers in its supply chain to sign mutual agreements on regulating industrial practices and confidentiality agreements that require suppliers to carry out various transactions in good faith and not to damage the Company's interests and image.	

Driving Items	Implementation Status			Deviations from Corporate Sustainable Development Practice Principles for TWSE/TPEx listed companies and reasons
	Yes	No	Summary	
5. Has the company prepared and published reports such as its Corporate Social Responsibility Report to disclose non-financial information of the Company in accordance with international standards or guidelines? Has the Company received assurance or certification of the aforementioned reports from a third-party certification institution?	V		The ESG Report published by the Company is prepared in accordance with the Global Reporting Initiative (GRI) Standards (GRI framework 2021 version for certain items) meeting the AA1000AS TYPE II medium assurance level verification standard, and we have obtained the certification from an impartial third-party agent, BSI Taiwan. We will also upload the information to the Market Observation Post System and the Company's website before the end of August. Company Website：https://www.nuvoton.com/ Company sustainability website: https://esg.nuvoton.com/ ESG Report download： https://esg.nuvoton.com/resource/download	In line with the Sustainable Development Practice Principles

6. If the Company has established corporate social responsibility principles based on "Corporate Social Responsibility Best Practice Principles for TWSE/TPEx Listed Companies", please describe any difference between the principles and their implementation:
The Company has established "Corporate Social Responsibility Best Practices Principles" to make sure our daily operations comply with regulations and international norms to ensure that the Company provides a safe working environment, the employees receive respect and dignity from their work, and the Company bears environmental protection responsibilities and follows moral principles in corporate governance to fully implement the Company's CSR policy and statement. There is no significant difference from the Corporate Social Responsibility Best Practice Principles for TWSE/TPEx Listed Companies.

7. Other key information useful for understanding the implementing status of the Company's driving sustainable developments: (1) The Company has established sustainable development policy statement and Business Continuity Planning (BCP/BCM) in all dimensions of ESG such as environmental protection, human rights, occupational safety and health, management systems, and sustainability information management to achieve sustainable development visions and respond to interested parties with practical deeds. Please refer to the official website of sustainable development policy statement, and suppliers are also required to observe the foregoing requirements and accelerate the implementation.

1. In environmental protection, Nuvoton has established and implemented effective management systems from product quality, green products, environmental protection, occupational safety and health, and other dimensions based on various international standards such as ISO 9001, IATF 16949, IECQ QC080000, ISO 14001 and ISO 45001. All materials used in the entire series of products have completed REACH SVHC, RoHS, TSCA compliance declaration and met halogen-free requirements. In accordance with the Kunming-Montreal Global Biodiversity Framework, a preliminary assessment and action of biodiversity conservation and habitat restoration in the county or city where Taiwan plant is located has been conducted from the end of 2025 Under the implementation of the management system, nature-based climate solutions will be simultaneously attempted

2. In labor rights, the Company observes international labor rights regulations and prohibits the hiring of workers under 15 years of age and involuntary workers (including coerced, collateral, in debt, bound by contracts, enslaved and human trade) and prohibits harassment, illegal discrimination, coercion and inhumane treatment of employees (including potential employees), and there has not been major labor-management disputes in 2025.

3. In terms of occupational health and safety, Nuvoton Taiwan promises to provide employees with a safe and healthy working environment:
   (1) The Company establishes and records nursing personnel according to the Occupational Safety and Health Act to handle labor health services. We have completed the labor health service matters specified in Articles 9 to 11 of the Labor Health Protection Regulations. The occupational disease incidence rate among employees was 0% in 2025.
   (2) Nurses provide 24-hour health services and emergency care. Every month, occupational disease physicians from medical centers are stationed for consultations. We combine this with visits to the work site by safety and health management units to care about employees' working conditions, thus avoiding potential hazards via careful observation.
   (3) We prioritize employee health management and promotion as important strategies for business operations to enhance the company's competitiveness. We have established health management and promotion plans such as the prevention of human-caused hazards, prevention of illegal violations, prevention of abnormal workloads, maternal health protection, and

Driving Items	Implementation Status			Deviations from Corporate Sustainable Development Practice Principles for TWSE/TPEx listed companies and reasons
	Yes	No	Summary	
	health care for middle-aged and elderly groups. We conduct workplace health risk assessments and health management with occupational safety and health unit, human resources unit and employing unit. (4) Employees are entitled to an annual health check-up to achieve the goal of early diagnosis and treatment. The participation rate for employee health check-ups was 100% in 2025. (5) The nurse practitioners provided 24h health service and emergency rescue. The Company arranges physicians specialized in occupational diseases from the medical center to provide onsite medical consultation on a monthly basis. Furthermore, by assigning safety and health management units to visit the work site, the Company cares for employees' work conditions and observes and avoids potential hazards. (6) Cancer prevention programs involve screening high-risk groups based on the Ministry of Health and Welfare's list of the top ten cancers among Taiwanese people. We offer free or subsidized checks to achieve early diagnosis and treatment. The total number of preventive examinations conducted in 2025 was approximately 1,360, and the cancer screening coverage rate reached 85%, with follow-ups for those with abnormalities. (7) We encourage employees to establish clubs to balance work and leisure. Services such as a visually impaired massage area within the Company to have been provided to relieve stress and fatigue. Total 3,894 persons have enjoyed the visually impaired massage service in 2025. (8) Nuvoton Technology upholds the principle of taking from society and giving back to society, continuously caring for the underprivileged, and promoting social welfare activities to create mutual prosperity. In 2025, Nuvoton donated NT$ 340,000 to help Hsinchu Renai Children's Home and BOYO SOCIAL WELFARE FOUNDATION. (9) The Company has formed sustainable partnerships with universities and associations near its operation sites to promote programs for preserving local agricultural culture and landscape. Through education on ecological balance and low-carbon diet, the Company supplies low-carbon rice to the staff canteens in Hsinchu Plant and Zhubei Building; in response to the "Salute to the Sea-Autumn Joint Action" held by the environmental protection bureau of Hsinchu City Government, the Company called upon its employees and their family members to participate in costal cleaning at Nanliao Fishing Harbor, thereby embodying and integrating marine conservation into corporate sustainable governance. Furthermore, the Company launched a second-hand book donation activity to deliver care to students in remote areas and support their reading and learning, as well as assist tribal students in attending international robotics competitions, demonstrating the corporate culture of Nuvoton that emphasized sustainable contributions. 4. With regard to the management system, the Company has established comprehensive internal control mechanisms to monitor internal operations; in moral obligations, we prohibit behaviors such as bribery, corruption, blackmail and illegal use of company funds. We also do not participate in political activities. The Company is focused on corporate governance and Supervisors monitor the operations of the Company, the Company's compliance of regulations, financial transparency, instant disclosure of important information and make sure that there is no internal corruption. 5. In terms of sustainable information management, total 59 internal control points have been set up, and sustainable information management has been included into the internal control and internal audit plan. The audit and internal control self-assessment work will be carried out every year, and the implementation of all control points will be checked and recorded on a regular basis. In this way, sustainability performance can be guaranteed from the source, and major sustainability risks and opportunities identified by Nuvoton can be effectively echoed and linked.				

6. **Execution Status of Climate-related Information**

Item	Execution Status
1. Description of the supervision and governance of climate-related risks and opportunities by the Board of Directors and management team.	Nuvoton Technology Corp.'s climate change governance and management framework are overseen by the Board of Directors, which is ultimately responsible for supervising significant climate-related risks and guiding management strategies, key action plans, and goal achievements. The "Sustainability Committee," chaired by the General Manager or appointed senior executives, is responsible for formulating corporate sustainability strategies and visions, promoting relevant work and management, and regularly reporting on the execution of sustainability, including climate change issues, to the Board of Directors. The Finance Center is responsible for planning and guiding the identification and management of climate change risks and opportunities by the relevant departments, and it regularly reports trends, impacts, and performance on related issues to the Sustainability Committee. Roles related to climate change are described as follows: • - Board of Directors: (1) The Board of Directors serves as the highest governing body of our company, responsible for making significant decisions. The Sustainability Committee regularly reports to the Board of Directors on the progress of various sustainability initiatives, including climate risk management, and implements strategies based on the Board's discussions and recommendations to ensure the company's sustainable development. (2) The Board of Directors is responsible for reviewing the company's annual budget, business plans, and significant capital expenditures. It incorporates business execution plans and budget expenditures derived from responses to climate change risks and opportunities, or other sustainability issues, into its review and planning. (3) The Board of Directors and the Remuneration Committee regularly assess and determine the remuneration of Directors and executives, taking into account non-financial sustainability performance related to economic, environmental, and social impacts, in addition to individual performance and company operational performance. • Sustainability Committee: (1) The Sustainability Committee is responsible for implementing and managing the promotion organization of climate change risks and opportunities. It reports to the Board of Directors once annually on corporate governance and sustainability operational risk issues (including climate change issues), risk assessments, and control measures, and the Board of Directors makes decisions on important issues. (2) The Sustainability Committee is responsible for implementing the climate change management policies and major decisions under annual plan reviewed by the Board of Directors. It establishes various working groups to implement risk mitigation and opportunity realization regarding climate change. • Finance Center: (1) The Finance Center is responsible for regularly tracking international climate change development trends and enhancing employees' awareness of global risk trends and climate change. (2) The Finance Center is responsible for identifying and evaluating climate change risks and opportunities, coordinating regular climate change discussion meetings, convening the Risk Management Team to identify physical risks, transition risks, and opportunities related to climate change; guiding to propose corresponding improvement measures and goals to strengthen climate risk and opportunity management work.

2. Describe how the identified climate risks and opportunities affect the business, strategy, and finances of the company (short-term, medium-term, long-term).

Our company identified a total of 4 significant climate change-related risks and 4 significant opportunities. The summarized periods of impact and aspects affected are as follows:

Risk	Impacting Time	The aspects affected by the risks
Risk 1 - Increased severity of extreme weather events such as typhoons and droughts.	Short term	Drought-induced water restrictions can lead to reduced factory capacity, affecting revenue. Efforts are required to implement water-saving measures or search for alternative water sources, increasing costs. Raw material supply disruptions can raise procurement costs, and limited domestic water supplies in plant areas may result in the suspension of certain services. Extreme weather events can damage equipment, increasing maintenance and operational costs, and supply chain disruptions can further impact revenue and potentially erode customer trust and investment intentions.
Risk 2 - Costs of transitioning to low-carbon technologies.	Short to medium term	Developing low-carbon products will increase R&D and production costs, including additional R&D expenses, process conversions, equipment upgrades, and personnel training. Immature technologies may lead to additional operational expenses, and varying national energy efficiency standards may require product diversification, further increasing costs. If low-carbon products do not meet customer expectations, it may affect revenue. Additionally, low-carbon operational measures such as electric vehicles and energy-efficient designs also increase expenditures, while carbon taxes drive up raw material and operational costs.
Risk 3 - Pricing of greenhouse gas emissions.	Short term	Carbon taxes increase operational costs and may necessitate product price increases, affecting sales volume. Responding to greenhouse gas policies, low-carbon raw materials and processes increase procurement costs. Global supply chains face varying national climate policies, increasing supply chain uncertainties and risks.
Risk 4 - Rise in average temperatures.	Short to medium term	Rising temperatures lead to increased health and safety risks, such as heatstroke and infectious diseases, resulting in higher labor costs and product price fluctuations. Additionally, increased air conditioning usage during hot summers leads to higher operational costs.

Opportunities	Impacting Time	The aspects affected by the opportunities
Opportunity 1: Energy substitution/diversification	Short to medium term	Increasing the use of diversified energy sources, such as solar energy and natural gas, reduces the risk of operational disruptions. Adopting low-carbon solutions to meet customer demand for low-carbon products enhances corporate image and increases revenue. By establishing a low-carbon supply chain and adopting mature low-carbon technologies, carbon emissions and related costs are reduced, leading to increased profitability.
Opportunity 2: Research and innovation in developing new products and services	Short to medium term	Developing low-carbon products enhances market competitiveness and revenue, meeting the increasing demand for energy efficiency and environmentally friendly products. Entering new markets through diversification of low-carbon products and technological innovations increases sales, enhances corporate reputation, and promotes a sustainable image. Additionally, the development of low-carbon technologies helps reduce production costs, especially in applications within the automotive and industrial sectors.

Opportunity 3: Participation in incentivizing policies	Short to medium term	By reducing greenhouse gas emissions and promoting low-carbon products, organizations can receive incentives such as government subsidies and tax exemptions. Additionally, companies that comply with climate change action standards are more likely to obtain preferential financing from financial institutions, reducing financing costs while enhancing corporate image and reputation.
Opportunity 4: Development of climate adaptation measures	Short to medium term	Enhancing operational and supply chain resilience through the implementation of Business Continuity Plans (BCP/BCM) helps identify the production priority sequence for critical products to ensure supply stability. This enhances customer trust, reputation, and subsequently increases revenue. Additionally, systematic management of supplier and customer relationships further reduces operational costs.

3. Describe the impact of extreme weather events and transition actions on finances.

Regarding the financial impact of extreme climate events (such as operational disruptions) and transition actions, please refer to the explanation provided in Item 2 above.

4. Explain how the process of identifying, assessing, and managing climate risks is integrated into the overall risk management system.

- To effectively manage climate-related risks and opportunities, the Company's finance center includes climate change-related risks in the overall risk management scope, focusing on climate risks that may impact operations, including international regulatory requirements and extreme weather events. It estimates financial impacts and management costs, adjusts management mechanisms, and proposes response strategies to increase operational resilience.
- Departments collaborate on assessing climate risks, comprehensively evaluating the potential impacts of relevant risks on operational processes. Through education and training, employees' awareness of global risk trends and climate change is enhanced, guiding them to identify potential climate-related risks and opportunities and assess their likelihood, impacts, and effects.
- To establish a climate risk management mechanism and propose response strategies, the Company convenes a second meeting to address integrated risks and opportunities. Departmental supervisors or colleagues familiar with departmental business processes participate, identifying high-risk and high-severity risks and formulating appropriate management strategies (e.g., reduction, transfer, acceptance, or control).

5. If using scenario analysis to assess resilience to climate change risks, explain the scenario, parameters, assumptions, analysis factors, and major financial impacts.

Our Company follows the Task Force on Climate-related Financial Disclosures (TCFD) guidelines and conducts risk and opportunity scenario simulations based on four climate change scenarios.

Climate-related Risk and Opportunity Types	Evaluation Scenario for Response Strategies	Scenario Description
1. Transition Risk 2. Opportunity	● NDC: ROC defines the expected contribution IEA NZE 2050	● Analyze the risks faced by enterprises during low-carbon transformation in accordance with the Republic of China's nationally determined contributions to limit global warming to 1.5°C. Set the pathway to stabilize global warming at 1.5°C based on scenarios provided by the International Energy Agency's World Energy Outlook (WEO).

	Physical Risks	● Global warming scenario SSP3-7.0 in the IPCC Sixth Assessment Report. Global warming scenario SSP5-8.5 in the IPCC Sixth Assessment Report.	● Evaluate the climate risks that enterprises may face based on scenarios used in the Intergovernmental Panel on Climate Change's Sixth Assessment Report (AR6) released in August 2021. SSP3-7.0 represents a high to medium emission scenario where greenhouse gas emissions are expected to peak around 2060. Under the extreme high greenhouse gas emission scenario SSP5-8.5, climate change exacerbates future changes in average temperature, extreme heat, annual total rainfall, intensity of the largest 1-day rainfall, number of consecutive days without rainfall, and the proportion of strong typhoons, impacting the operations of the Company and its value chain.

6. If there is a transition plan to manage climate-related risks, explain the plan's content, indicators, and goals used to identify and manage physical and transition risks.

Project	Indicator	Target
Risk 1 - Severity Increase of Extreme Weather Events such as Typhoons and Droughts		
Risk assessment	• Conduct risk assessments for each operational site based on SSP 5 - 8.5.	• Complete risk assessments for 100% of operational sites before 2030.
Risk mitigation plan	• Research and develop or implement climate monitoring equipment such as weather simulators and observation instruments to take early action in response to extreme weather conditions, reducing potential impacts and financial losses. Increase investment to enhance the resilience of buildings to extreme weather and install backup power sources to ensure continuous operations. • Promote water conservation measures.	• Achieve a 100% ratio of operational sites equipped with suitable and cost-effective backup power sources before 2030. • Reduce water consumption by 10% by the year 2030 (baseline year: 2021).
Risk 2 - Costs of Low-carbon Technology Transition		
Early Market Demand Research	• Evaluate global energy-saving regulations risks, formulate production plans, gain in-depth understanding of market demand and consumer preferences to meet customer needs and reduce product design adjustment time. Focus on innovation and optimization of low-carbon products to enhance performance, reduce costs, and increase market acceptance. Actively respond to changes in energy-saving standards by developing compact, decarbonized green products that meet the demands of the energy-saving market.	• 90% of the sales market proportion is based on market demand research and analysis. • Completion of 100% of the preliminary market demand research for new product submissions.

	Enhancing Design and Production Efficiency	• Drive digital transformation by introducing artificial intelligence technology to enhance the efficiency of low-carbon design, thereby reducing potential development costs and negative financial impacts that may arise from increased product development.	• Reduction in manpower costs for product development.
	Risk 3 - Increase in greenhouse gas emission pricing.		
	Establishing a carbon accounting system	• Introducing internal carbon quantification by stages to quantify the greenhouse gas emissions into quantifiable internal data, thereby strengthening the internal driving force for carbon reduction and controlling the financial impact of external policies.	• Complete the establishment of carbon accounting system by 2026. • Complete product carbon footprint calculation by 2026.
	Reducing greenhouse gas emissions	• Actively participating in domestic carbon trading systems, aiming to achieve carbon neutrality through high-quality carbon credits. • Establishing and collecting greenhouse gas emission baselines and reduction targets from key suppliers, and assisting suppliers without targets to set their emission reduction goals.	• Increase 5,000 tons of carbon credits by 2027 • NTC_TW accumulates carbon credits equivalent to one year's worth of carbon emissions in Taiwan region by 2035 (Scope1 and Scope 2). • Reduce greenhouse gas emissions of major suppliers of NTC_TW by 15% by 2030 (baseline year: 2021).
	Increasing investment in low-carbon equipment	• Install fluorinated greenhouse gas reduction equipment to mitigate greenhouse gas emissions. • Install energy-saving production equipment to reduce greenhouse gas emissions.	• Nuvoton global Scope 1 followed the SBT pathway (base year 2022): 2025 target >29.5%; 2030 >78.6%; in 2025, emission reduction by 72.1% was completed. • Nuvoton global Scope 2 followed the SBT pathway (base year 2022): 2025 target >7.4%; 2030 >19.7%; in 2025, emission reduction by 20.1% was completed, and the target in 2030 was achieved in advance.
	Risk 4-Average atmosphere temperature rising		
	Regular assessment of heat-related risks	• Regular assessment of heat-related risks	(5) Regular assessment of heat-related risks
	Mitigation of health risks	• Mitigation of health risks	• Mitigation of health risks
7. If using internal carbon pricing as a planning tool, explain the pricing basis.	Internal carbon pricing introduction plan and the specific framework for its formulation has not been finalized yet.		
8. If setting climate-related goals, provide information on the covered activities, scope of greenhouse gas emissions, planning timeframe,	In response to the risks and opportunities posed by extreme weather conditions, Nuvoton Technology Corp. has adopted the vision of "Being the Invisible Champion of Enriching Human Life with Green Semiconductor Technology." The company actively pursues various carbon reduction initiatives and establishes greenhouse gas reduction targets within the group. A dedicated energy-saving and		

annual progress, etc. If using carbon offsets or Renewable Energy Certificates (RECs) to achieve these goals, explain the source and quantity of the offset carbon credits or RECs.

emission reduction team has been established to develop a green and low-carbon operational model. Through continuous technological innovation and research and development capabilities, the company aims to enhance the path of green processes (green semiconductor technology) and improve green products.

- Net-Zero Pathways (-t CO2e)

Sites	Scope	Baseline Year (2022) Emission (tCO_2e)	2024	2025	2030
			Emissions (tCO_2e)	Emissions (tCO_2e)	Target emissions (tCO_2e)
NTC_TW	1	70,523	20,547	14,275	8,800
	2	35,786	33,771	32,939	31,400
	1+2	106,309	54,318	47,214	40,200
NTC_Japan	1	28,603	17,920	13,398	12,234
	2	66,189	49,465	48,023	49,566
	1+2	94,792	67,385	61,421	61,800
Other overseas subsidiaries	**1+2**	1,261	1,824	1,387	2,000
	Total	202,362	123,527	110,022	104,000

Note: The operational control approach was adopted for inventory-taking during the calculation of greenhouse gas emissions, and the GWP value, the emission coefficient of activity data, was adopted as the calculation method. The emission coefficient and the GWP value of Nuvoton were quoted from the emission coefficients announced by the Ministry of Environment of Taiwan in 2024 and IPCC AR6 (2024) respectively; the emission coefficient and the GWP value of Nuvoton Japan were quoted from IPCC Guidelines for National Greenhouse Gas Inventories and IPCC AR6 (2021) respectively.

- Carbon reduction strategies

Main Strategies:	Action Plans:	2025 Execution Results:
Green Production	• Equipped with a local scrubber for handling greenhouse gas emissions.) • Development of Renewable Energy Sources	• Nuvoton Taiwan installed 2 new combustion-type exhaust gas treatment and washing equipment. • Nuvoton Japan purchased non-fossil fuel certificates involving 2,204 tons. • Nuvoton Japan has already signed an offsite renewable energy Power

	• Implementation of Energy Conservation Plans	Purchase Agreement (PPA) with purchased green electricity reaching approximately 6.94 million kWh/year. It is estimated to reduce approximately 3,270tCO_2e annually. • OSAT outsourced assembly, packaging, and testing facility purchased 1 million kWh/year of green electricity. • Nuvoton Taiwan's self-generated and self-used solar power generation reached 1.03 million kWh/year. • Nuvoton also actively promote multiple energy conservation plans, including replacement, process optimization, etc., to achieve the planned achievement of annual emission reduction of 908t/year.
Green Supply Chain	• Enhancement of Energy Efficiency • Carbon Reduction Initiatives with Suppliers	Carbon reduction of suppliers: • Major suppliers were required to pass the certification of ISO 14064 or equivalent international standards. Currently, the compliance rate of major suppliers reached 100%. • Short-, medium-, and long-term greenhouse gas reduction targets (the 6% reduction target in 2025 compared to the base year of 2021) were set. • Suppliers were requested to set reduction targets for 2030, and main suppliers have all set their long-term goal.
Green Products	• Sustainable Product Development • Miniaturization of Chips	• Proportion of sustainable products reached 65% in the Manufacturing Business Group. • Chip packaging area reduced by 12-80% compared with previous generation products • Actively promote forward-looking processes for the manufacturing of high-efficiency green products and reduce the energy consumption of terminal products.

9. Greenhouse gas inventory and assurance status, reduction targets, strategies, and specific action plans.

- The Company's greenhouse gas inventory and assurance status in the last two years

1) Greenhouse gas inventory and density information

		2024		2025	
The Company		Emissions Note (tCO_2e)	Density (tCO_2e/NT$ 1 million of turnover)	Emissions Note (tCO_2e)	Density (tCO_2e/NT$ 1 million of turnover)
	Scope 1	20,547		14,275	

	Scope 2	33,771		32,939	
	Subtotal	54,318		47,214	
All subsidiaries in the consolidated financial report	Scope 1	17,971		13,425	
	Scope 2	51,238		49,383	
	Subtotal	69,209		62,808	
Total		123,527	3.87	110,022	3.61

Note: During the calculation of greenhouse gas emissions, the operational control approach was adopted for inventory-taking. In response to Nuvoton's approved Science-Based Target (SBT), the GWP value was quoted from IPCC AR6.

2) The Company's greenhouse gas inventory and assurance status in the last two years

- The parent company shall begin implementing assurance since 2027.
- The subsidiaries in the consolidated financial report shall begin implementing assurance since 2028.

The scope of greenhouse gas assurance implemented in 2024 and 2025 covered the Company and all subsidiaries in the consolidated financial report, reaching 100% of total emissions indicated in the consolidated financial report. The assurance was implemented by DNV Taiwan and Japan Quality Assurance Organization (JQA)[1] in accordance with ISO 14064 and the Greenhouse Gas Protocol, and the assurance opinions were both unqualified opinions under reasonable assurance.

The assurance implementation status of greenhouse gas inventory of the Company and the subsidiaries in the consolidated financial report in the last two years is described as follows:

Implementation scope of assurance	**2024**	**2025**
The Company	100%	100%
Subsidiaries in the consolidated financial report	100%[2]	100%
Assurance institutions	l DNV Taiwan li JQA	l DNV Taiwan li JQA
Description of assurance status	ISO 14064-3:2019 published by ISO Greenhouse Gas Protocol	ISO 14064-3:2019 published by ISO Greenhouse Gas Protocol
Assurance opinion/conclusion	Unqualified opinion	Unqualified opinion

	Note: During the calculation of greenhouse gas emissions, the operational control approach was adopted for inventory-taking. In response to Nuvoton's approved Science-Based Target (SBT), the GWP value was quoted from IPCC AR6. 3) Greenhouse gas reduction targets, strategies and concrete action plans: **Base year of greenhouse gas reduction and reduction targets** Nuvoton adopts the 1.5°C pathway setting of Science Based Targets initiative (SBTi) and the approved short-term target as the basis for its greenhouse gas management and reduction. Nuvoton's 2030 reduction targets were formally approved by SBTi on March 28, 2025. • Target boundary and base year: The target boundary covers Nuvoton Global (including subsidiaries where the Company has operational control). For Scope 1 and Scope 2, the year 2022 is adopted as the base year; for Scope 3, the year 2023 is adopted as the base year. • 2030 targets: o Scope 1 and Scope 2: Compared to 2022, the absolution emissions shall be reduced by 48.8% in 2030. o Scope 3: Compared to 2023, the absolution emissions shall be reduced by 25% in 2030. The emphasis is placed on Category 1 (Purchased products and services) and Category 11 (Use of sold products). • Long-term commitment: Net-zero emissions by 2050. **Alignment of reduction data with 2030 targets** The Company's performance in 2025 aligned with SBTi 1.5°C pathway. In 2025, the total emissions of Scope 1 and Scope 2 of Nuvoton reached 110,022tCO_2e, with regional distribution as follows: 47,214tCO_2e (approximately 42.9%) in Taiwan; 61,421tCO_2e (approximately 55.8%) in Japan; 1,387tCO_2e (approximately 1.3%) in other regions. The results reflected the overall benefits of process emission reduction and energy conservation plans within the year. Compared to SBTi reference pathway, the actual emission reductions of the Group from 2023 to 2025 significantly outperformed the targets: • 2023: Achieved an actual carbon reduction of 26%, exceeding the SBT pathway target of 6% by 20%. • 2025: Achieved an actual carbon reduction of 46%, exceeding the SBT pathway target of 19% by 27%. By the end of 2025, the carbon reduction progress of Nuvoton Taiwan and Nuvoton Japan was significantly ahead of the SBTi pathway, demonstrating the Company's high executing force and effectiveness in terms of process optimization, energy efficiency improvement, and project promotion, as well as its long-term commitment to sustainable carbon reduction and governance resilience. It also laid a stable foundation for the Company to realize net-zero targets.

	Greenhouse Gas Governance Strategy Nuvoton has integrated the carbon management into its operation strategy, and the carbon management covers carbon management platform, ISO 50001 Energy management system, as well as compliance arrangements made in response to the international carbon pricing, carbon fees specified in Taiwan's *Climate Change Response Act* and carbon regulations of various countries; relying on the opportunities brought by the assessment of low-carbon transition, the Company has adjusted its policies and plans in a rolling manner. The core practices adopted by the Company include: • Governance and targets: Establish Net-Zero by 2050 as the long-term target; adopt the short-term target approved by SBT in 2025 as the basis for benchmarking with the milestone in 2030. • Greenhouse gas inventory: Nuvoton annually implements greenhouse gas inventory and third-party verification. In 2025, the Company implemented complete inventory of all emissions in Scope 3. • Management system: The Company has comprehensively introduced ISO 50001 standard to systematically promote energy conservation and performance improvement; each production base has already completed corresponding certification. • Compliance and carbon fee: The self-determined reduction plan has passed the review and been implemented according to the approved content. • Data governance: Establishment of a carbon accounting platform; the platform was established in 2025, and it could cover a majority of carbon inventory scopes, enabling Nuvoton to develop the capability of mastering the greenhouse gas emissions and identifying the emission hotspots in a real-time way. As a result, the Company is able to establish responsive measures in an early stage. **Greenhouse Gas Reduction Strategy** • Actions for Scope 1 and Scope 2: For Scope 1, since the fluorine-containing greenhouse gas (PFCs, accounting for more than 90%) is the main source of its greenhouse gases, Nuvoton Taiwan gradually installs exhaust gas treatment equipment to reduce emissions; Nuvoton Japan gradually eliminates the existing cogeneration system (CGS) and replaces steam-powered absorption chiller units with high-efficiency electric water chillers, to reduce emissions. For Scope 2, Nuvoton Taiwan promotes the implementation of relevant plans including the replacement with energy-saving equipment (e.g., pumps, chillers and high-vacuum systems), the setting of solar panels, the introduction of an AI-controlled air-conditioning system, and the replacement of electric boilers with gas-fired boilers; Nuvoton Japan installs LED energy-saving lighting, purchases energy-saving equipment (e.g., pumps, chillers, etc.) and green electricity, and obtains non-fossil fuel certificates. • Actions for Scope 3: Nuvoton actively leads supply chain carbon reduction, and has completed the greenhouse gas baseline inventory of major suppliers and collaborated with key suppliers to promote the introduction of renewable energy, requiring them to set carbon

	reduction targets and action plans; the Company encourages or assists suppliers in passing ISO 14064 and ISO 50001 certifications and then connecting to its carbon accounting platform to improve the transparency and consistency of carbon information; in 2025, the carbon inventory and verification ratio of major suppliers reached 93%. At the product end, the Company conducts inventory-taking of raw materials and product carbon footprints, adopt low-carbon and environment-friendly materials with priority, and introduces advanced processes and packaging technologies (e.g., 40nm) to the new products, to improve efficiency and reduce energy consumption and resource utilization; at the same time, with respect to the emissions from the use stage of sold products in Scope 3, the Company centers on product efficiency and low-power-consumption design as well as ratio of green products, and continues to reduce the emissions of emission hotspots during the use stage through large-scale product application surveys.

7. **Ethical corporate management and measures adopted:**

Evaluation items	Implementation status			Departure from "Ethical Corporate Management Best Practice Principles for TWSE/TPEx Listed Companies" and reasons
	Yes	No	Summary	
1. Establishment of ethical corporate management policy and approaches (1) Has the Company established the ethical corporate management policies approved by the Board of Directors and stated the policies and practices in its bylaws or external correspondence to maintain business integrity? Are the Board of Directors and the managerial officers committed in fulfilling this commitment? (2) Has the company established a risk assessment mechanism against unethical conduct, analyzed and assessed operating activities with higher risk of unethical conducts on a regular basis, and established prevention programs accordingly, which shall at least include the preventive measures specified in Paragraph 2, Article 7 of the "Ethical Corporate Management Best- Practice Principles for TWSE/TPEx Listed Companies"?	V V		(1) The Company conducts business activities on the principle of integrity. To implement integrity policy and actively prevent unethical behavior, the Company has established Ethical Corporate Management Principles that has been approved by the Board of Directors and announced on the Company's external webpage, outlining for the employees of the Company in detail the important issues in conducting business. (2) The Company has established "Rules for Ethical Corporate Management" which clearly defines the content of unethical behavior. The employees of the Company should not, in principle, accept gifts, except for the maintenance of business etiquette which stipulates direct or indirect exchanges, promise or request for money, gifts, services, discounts, entertainment, meals, investment stock options or other interests; it is only appropriate if a gift can be classified in the preceding conditions and the employee follows the "Rules for Ethical Corporate Management" and files for approval through related procedures. The Rules have been announced to all employees and have been incorporated into the Company's training programs on sustainable development. The Company has also established "Rules for Reporting Unethical Business Conducts" to delineate the procedures for processing such cases where the Company's employees or others violate ethical business practices. The Rules also provide a legal report channel and process that keeps the identity of the reporter and the content of the report confidential to protect the reporter from reprisals.	In line with the Ethical Corporate Management Best Practice Principles for TWSE/TPEx Listed Companies

Evaluation items	Implementation status			Departure from "Ethical Corporate Management Best Practice Principles for TWSE/TPEx Listed Companies" and reasons
	Yes	No	Summary	
(3) Does the Company have any measures against dishonest conducts? Are these measures supported by proper procedures, behavioral guidelines, disciplinary actions and complaint systems? Does the Company review the policies on a regular basis?	V		(3) The Company's "Rules for Ethical Corporate Management" clearly restricts the supply and acceptance of unlawful interests and the Company has established "Procedures Governing the Processing of the Acceptance of Unlawful Interests" and "Procedures Governing the Restriction on Facilitating Payments" (including "Operating Rules for Political Donations," "Operating Rules for Charity Donations or Sponsors," and the requirement of "Conflict of Interest Recusal") for employees to follow.	
2. Implementation of ethical corporate management (1) Does the Company evaluate the integrity of all counterparties it has business relationships with? Are there any integrity clauses in the agreements it signs with business partners?	V		(1) The Company requests all major suppliers to sign a supplier statement for code of conduct as a declaration of Company's ethical corporate management principles. The Company also evaluates the integrity of suppliers before establishing business relationships and communicates with business counterparts the Company's ethical corporate management policy to prevent the occurrence of unethical conduct. In addition, the Company's purchase orders will include a clause requiring compliance with the Company's ethical corporate management policy.	In line with the Ethical Corporate Management Best Practice Principles for TWSE/TPEx Listed Companies
(2) Does the Company have a unit under the Board of Directors that is charged with promoting ethical corporate management and regularly (at least once every year) reports to the Board of Directors the implementation of the ethical corporate management policies and prevention programs against unethical conduct?	V		(2) The Company has established the "Corporate Social Responsibility Committee" in July 2012, which has its name changed to “Sustainability Committee” in 2021. The Chairman appoints a high-level officer to serve as chair of the Committee to take charge of promoting ethical management policy, and the amendment, implementation, interpretation and consultation service of the “Rules for Ethical Corporate Management”, as well as login and filing of the reporting content and execution under overseeing. The Committee is in charge of following items, and should report to the Board of Directors once a year. Nuvoton Technology Corp. pays attention to anti-corruption management, and the Sustainability Committee should report to the Board of Directors at least once a year on the implementation results of the promotion and training on integrity operation for the current year. Relevant units shall complete self-assessment and review on a regular basis every year, and the audit unit shall review in accordance with the regulations to ensure that the Company complies with internal control and relevant laws and	

Evaluation items	Implementation status			Departure from "Ethical Corporate Management Best Practice Principles for TWSE/TPEx Listed Companies" and reasons
	Yes	No	Summary	
			regulations. In 2025, no employee corruption incidents or other violations of integrity operations occurred in the Company. Moreover, the implementation of the Company's Code of Conduct for Business Integrity was submitted to the Board of Directors on October 31, 2025. The annual work plan is 1. Assist the integrity and business ethics into the company's operation strategies and develop corruption and fraud prevention measures in accordance with relevant laws and regulations to ensure honest business practices. 2. Develop programs for preventing unethical practices, with standard operation procedures and codes of conduct specified in each program. 3. Plan internal organization, personnel assignment and the duties of such personnel, so as to ensure mutual-monitoring, and check and balance mechanisms are in place for business activities with higher risk of unethical conduct. 4. Promote and coordinate business integrity policy through employee education and training. 5. Develop a whistleblowing policy and ensure its feasibility and effectiveness. 6. Assist the board and management to check and assess whether corruption and fraud prevention measures are effectively implemented and report compliance status in relevant business processes on a regular basis.	
(3) Has the Company established policies to prevent conflicts of interests, implemented such policies, and provided adequate channels of communications?	V		(3) The Company has also established the "Rules for Reporting Unethical Business Conducts" which clearly stipulates the policy of preventing conflicts of interests. When an employee, in the execution of company business, discovers that the employee him/herself or an institution he/she represents is in a conflict of interest, or if the employee, spouse, parents, children or other interested parties stands to benefit unlawfully, the employee should notify his/her direct superior and the Company's designated unit simultaneously. The employee's direct superior should provide adequate guidance to solve the issue. The Company holds periodic education on the prevention of insider trading for Directors and managerial officers.	
(4) Has the Company established effective accounting systems and internal control systems for enforcing ethical corporate management? Has the Company designated its internal audit unit to devise relevant audit plans and audit the compliance with the prevention programs accordingly based on the results of assessment of the risk of involvement in unethical conduct	V		(4) The Company has established an effective accounting system and internal control institutions in accordance with regulations and established related procedures for internal auditing staff to conduct periodic auditing and ensure the design and implementation of various systems continues to be effective.	

Evaluation items	Implementation status			Departure from "Ethical Corporate Management Best Practice Principles for TWSE/TPEx Listed Companies" and reasons
	Yes	No	Summary	
or commissioned a CPA to conduct the audit? (5) Did the Company periodically provide internal and external training programs on integrity management?	V		(5) The Company conducts annual training on its "Sustainable Development Policy," including corporate ethics education for employees and the promotion of "Ethical Management." In 2025, a total of 3,671 participations were recorded among global employees. The training completion rate for all global employees reached 100% for both the "Ethical Management" and "Sustainable Development Policy" courses.	
3. Implementation of the Company's whistleblowing System (1) Has the Company established concrete whistleblowing and reward system and have a convenient reporting channel in place, and assign an appropriate person to communicate with the accused?	V		(1) The Company has established multiple reporting and complaint channels including the complaint email address, physical employee opinion letterbox and a complaint channel on company website. The Company has also established "Rules for Reporting Unethical Business Conducts" for related personnel to report on any improper business conduct through the system. The Company's designated senior managerial officer will personally handle the complaint. If the complaint is proven valid that violation of related laws or the Company's related policies on ethical corporate management does exist, the reported person will be asked to stop all related activities immediately and subject to appropriate actions. If deemed necessary, the Company may demand damages through legal process to uphold the reputation and interests of the Company.	In line with the Ethical Corporate Management Best Practice Principles for TWSE/TPEx Listed Companies
(2) Has the company established standard operating procedures for investigating reported issues, follow-up measures to be adopted after the investigation, and related confidentiality mechanisms?	V		(2) The Company has implemented standard procedures and confidentiality measures for handling complaints filed. The Company has included the principles of ethical corporate management as part of employees' performance assessment and the Company's human resource policy. There are clear and effective systems in place to enforce discipline and reporting of unethical conduct. If any of the Company's personnel seriously violates ethical conduct rules, the Company shall dismiss the person in accordance with applicable laws and regulations or internal human resources guidelines. There are internal investigation procedures in place that requests confidentiality from all personnel concerned. All related documents are treated as confidential.	
(3) Has the Company adopted measures for protecting the whistle-blower against improper treatment or retaliation?	V		(3) The Company has delineated in the "Rules for Reporting Unethical Business Conducts" and "Complaint Procedures" the necessary protection measures for whistleblowers and all supervisors and employees are prohibited from	

Evaluation items	Implementation status			Departure from "Ethical Corporate Management Best Practice Principles for TWSE/TPEx Listed Companies" and reasons
	Yes	No	Summary	
			discriminating, coercing or acting hostile against the employee filing the complaint.	
4. Enhancing information disclosure (1) Has the Company disclosed its integrity principles and progress onto its website and M.O.P.S.?	V		(1) The Company has announced the "Ethical Corporate Management Principles" approved by the Board of Directors on the Company website (https://www.nuvoton.com/about-nuvoton/investors/compliance/) to disclose related information on ethical corporate management. The Company has also placed the Annual Report which includes related information on ethical corporate management on the M.O.P.S. to allow insiders and outsiders to be aware.	In line with the Ethical Corporate Management Best Practice Principles for TWSE/TPEx Listed Companies
5. The Company shall establish its own Code of Business Integrity based on the "Ethical Corporate Management Best Practice Principles for TWSE/TPEx-Listed Companies" and clearly articulate the differences between its operations and the established code. The Company has established "Ethical Corporate Management Principles" and "Rules for Ethical Corporate Management" in accordance with "Ethical Corporate Management Best Practice Principles for TWSE/TPEx-Listed Companies."				
6. Other important information to facilitate better understanding of the Company's implementation of ethical corporate management: (e.g. review/revision of the Company's Ethical Corporate Management Best Practice Principles): The Company constantly watches the development of ethical management related rules and regulations at home and abroad, and based on which, reviews and improves its own policies to enhance performance in ethical management.				

8. Other significant information which may improve the understanding of corporate governance and operation: The Company continues to improve corporate governance and promptly discloses its corporate governance information on the Market Observation Post System and the Company website in a timely manner.

9. Status of implementation of internal control system

(1) Statement on Internal Control:

Please refer to the Market Observation Post System/Dedicated Section for Internal Control.

(2) If the Company engages an accountant to examine its internal control system, disclose the CPA audit report: N/A.

10. Important resolutions adopted in shareholders meeting and Board of Directors' meeting in the past year and up to the date of report

(1) Important resolutions adopted at the 2024 general shareholders' meeting and their implementation:

Date		Important resolutions and implementation
2025/05/26	1	Ratify 2024 business report and financial report Resolution: Passed as proposed. (For details of the resolution, please visit Market Observation Post System) Implementation status: Per resolution adopted
	2	Acknowledge the 2024 earnings distribution plan Resolution: Passed as proposed. (For details of the resolution, please visit Market Observation Post System) Implementation status: The Chairman decided on March 7, 2025 that the ex-dividend base date is August 3, 2025, and the distribution date is August 22, 2025. (NT$ 0.4 per share)
	3	Approve the amendment to the Company's Articles of Association Resolution: Passed as proposed. (For details of the resolution, please visit Market Observation Post System) Implementation status: Relevant matters were handled according to the validated procedure.
	4	Elect the directors (including independent directors) of the eighth Board of Directors of the Company Election results: Directors including: Yuan-Mou Su (representative of Winbond Electronics Corp.), Karen K Chiao, Chin Xin Investment Corp., Rehn-Lieh Lin, Chi-Lin Wea, Yu-Chun Hong, and Liang-Gee Chen; independent directors: Pao-Sheng Wei, Shu-Chyuan Tu, Kuang-Chung Chen, and Li-Hsin Wang Implementation status: The election results were announced as major information by the Shareholders' Meeting on the same day and change registration of directors was completed on June 27, 2025.
	5	Passed the proposed removal of non-compete clause for Directors. Resolution: Passed as proposed. (For details of the resolution, please visit Market Observation Post System) Implementation status: Completed the material information announcement on the day of the shareholders' meeting.

(2) Important resolutions adopted by the Board of Directors in 2025 and up to the date of this report (March 09, 2026)

Date		Important Resolutions
2025/02/14	1	Approval of the company's financial report and operating report for the year 2024.
	2	Approval of the company's internal control system statement for the year 2024.
	3	Approval of the business plan and operating budget for the year 2025 by the company.

Date	Important Resolutions	
	4	Approval of the annual remuneration for the accounting firm Deloitte & Touche appointed by the company.
	5	Approval of the pre-approval for the list of non-assurance services to be provided by the accounting firm for the year 2025.
	6	Approval of the purchase of Directors and Officers Liability Insurance by the company.
	7	Approval for the company to provide endorsement guarantees for financing transactions between its subsidiary, Nuvoton Technology Corp. Japan, and financial institutions.
	8	Approval of the lease of office space in Winbond Zhubei Building and its associated capital expenditure budget.
	9	Approval for the company to obtain short-term comprehensive credit/derivative financial instrument facilities from financial institutions and to sign related documents.
	10	Approval for the company to engage in derivative financial instrument transactions.
2025/03/07	1	Approval of the profit distribution plan for the year 2024 by the company.
	2	Approved the revision of certain provisions of the “Articles of Association”.
	3	Approved the revision of certain provisions of the “Internal Control System”.
	4	Approval of matters related to the capital increase of the company's Japanese subsidiary, Nuvoton Technology Corp. Japan.
	5	Approval of the lease of office space in Winbond Taipei Nangang Global One Building and its associated capital expenditure budget.
	6	Approval of the resolution to lift the non-compete restrictions on directors of the company.
	7	Approval for the election of directors (including independent directors) in accordance with Article 15 of the company's Articles of Association.
	8	Approval of the list of candidates nominated by the Board of Directors for the eighth term of directors (including independent directors).
	9	Approval of the resolution to lift the non-compete restrictions on directors of the company.
	10	Approval of the proposal to convene the shareholders' meeting at 9:00 am on May 26, 2025 by the company.
	11	Approval for the company to engage in derivative financial instrument transactions.
	12	Approval of the total amount and individual amounts of director remuneration for the year 2024 by the company.
	13	Approval of the total amount of employee remuneration for the year 2024 by the company.
	14	Approval of the individual amounts of performance bonuses and patent bonuses for company managerial officers for the year 2024.
	15	Approval of the remuneration for company managerial officers for the year 2024.
	16	Approval of the performance bonus amount for Mr. Yuan-Mou Su, a company managerial officer, for the year 2024.
2025/05/02	1	Approval of the consolidated financial report for 2025 Q1.
	2	Approval for the Company to obtain short-term comprehensive credit/derivative financial instrument facilities from financial institutions and to sign related documents.
	3	Approval for the Company to engage in derivative financial instrument transactions.

Date	Important Resolutions	
2025/05/26	1	Approval of the appointment of Mr. Pao-Sheng Wei, Mr. Shu-Chyuan Tu, Mr. Kuang-Chung Chen and Ms. Li-Hsin Wang to serve as members of the sixth Remuneration Committee of the Company.
2025/08/01	1	Approval of the consolidated financial report for 2025 Q2.
	2	Approval for the Company to provide endorsement guarantees for financing transactions between its subsidiary, Nuvoton Technology Corporation Japan, and financial institutions.
	3	Approval of the revision of the Company's internal rules and regulations.
	4	Approval of the appointment of directors Yuan-Mou Su and Liang-Gee Chen and independent directors Pao-Sheng Wei, Shu-Chyuan Tu, Kuang-Chung Chen and Li-Hsin Wang to serve as the members of the second Risk Management Committee of the Company.
	5	Approval of the Company's sustainability report for the year 2024.
	6	Approval for the Company to obtain short-term comprehensive credit/derivative financial instrument facilities from financial institutions and to sign related documents.
	7	Approval for the Company to engage in derivative financial instrument transactions.
	8	Approval of the appropriation ratio of director's remuneration of the Company for the year 2025
	9	Approval of the appropriation ratio of employee remuneration of the Company for the year 2025
	10	Approval of the compensation for the Company's individual managerial officers for the year 2025.
	11	Approval of the individual amount of employee remuneration for the Company's managerial officers for the year 2024
	12	Approval of the remuneration of Mr. Yuan-Mou Su, a managerial officer of the Company.
2025/10/31	1	Approval of the Company's consolidated financial report for 2025 Q2.
	2	Approval of the Company's audit plan for the year 2025.
	3	Approval of the changes in the Company's CPAs since 2025 Q1.
	4	Approval for the Company to obtain short-term comprehensive credit/derivative financial instrument facilities from financial institutions and to sign related documents.
	5	Approval for the Company to engage in derivative financial instrument transactions.
2026/01/20	1	Approval for the Company to obtain short-term comprehensive credit/derivative financial instrument facilities from financial institutions and to sign related documents.
	2	Approval for the Company to engage in derivative financial instrument transactions.
2026/02/11	1	Approval of the Company's financial report and operating report for the year 2025.
	2	Approval of the Company's internal control system statement for the year 2025
	3	Approval of the Company's business plan and operating budget for the year 2026.
	4	Approval of the annual remuneration for the accounting firm Deloitte & Touche appointed by the Company.
	5	Approval of the Company's pre-approval for the list of non-assurance services to be provided by the accounting firm for the year 2026.
	6	Approval of the purchase of Directors and Officers Liability Insurance by the Company.
	7	Approval for the Company to obtain short-term comprehensive credit/derivative financial instrument facilities from financial institutions and to sign related documents.

Date	Important Resolutions	
	8	Approval for the Company to engage in derivative financial instrument transactions, submitted for subsequent recognition.
	9	Approval of the Company's amendment to some provisions of the "Evaluation Measure for Directors' Remuneration and Board Performance".
	10	Approval of the individual amount of variable remuneration for the Company's managerial officers for the year 2025.
	11	Approval of the amount of variable remuneration of Mr. Yuan-Mou Su, a managerial officer of the Company, for the year 2025.
2026/03/09	1	Approval of the Company's 2025 earnings distribution statement
	2	Approval of the lifting of the non-compete restrictions on directors of the Company.
	3	Approval of the Company's proposal for convening a general Shareholders' Meeting at 09:00 a.m. on May 28, 2026.
	4	Approval for the Company to engage in derivative financial instrument transactions.

11. Dissenting or qualified opinion of Directors against an important resolution passed by the Board of Directors that is on record or stated in a written statement in the past year and up to the date of report: N/A.

IV. Information on fees to CPA:

1. Information on Fees to CPA

Unit: NT$1,000

Name of accounting firm	Name of Accountants	Audit period (Note 1)	Audit fee	Non-audit fee (Note 2)	Total	Note
Deloitte & Touche	Kuo-Tien Hung Shu-Lin Liu	2025	16,140	2,319	18,459	The other items in the non-audit fee are tax-related service fees.

2. If the company changes accounting firm and the amount of audit fee paid in the year of change is less than that in the year before, the amount of decrease and reason: N/A

3. If the audit fee is more than 10% less than that paid in the previous year, the amount and percentage of decrease and reason: The 2025 audit fee did not decrease by more than 10% than the amount paid in 2024. This is therefore not applicable.

V. The changes to the accountants before and after the two most recent years:

1. Information on former CPAs

Date of replacement	Date when the Company received a change notice: October 8, 2025 Date of approval by the Board of Directors: Approved on October 31, 2025 and CPAs to be changed since 2025 Q1.		
Reason for replacement and description	Due to the internal adjustment of the accounting firm, the former CPAs Kuo-Tien Hung and Shu-Lin Liu were replaced with CPAs Ke-Chang Wu and Wen-Hsiang Chen since 2026 Q1.		
Description of termination by appointing party or CPAs, or non-acceptance of appointment	Party concerned / Condition	CPA	Appointing party
	Proactive termination of appointment	N/A	
	No acceptance (renewal) of appointment		
Unqualified opinions of audit reports issued in the last two years and reasons thereof	None		
Opinions different from those of the issuer	None		
Other disclosures	None		

2. Information on succeeding CPAs

Name of accounting firm	Deloitte & Touche
Names of CPAs	CPAs Ke-Chang Wu and Wen-Hsiang Chen
Date of appointment	Date when the Company received a change notice: October 8, 2025 Date of approval by the Board of Directors: October 31, 2025

	To coordinate the internal adjustment of Deloitte & Touche, the CPAs of the Company would be served by CPAs Ke-Chang Wu and Wen-Hsiang Chen since 2026 Q1.
Consulting of accounting treatment methods or accounting principles for specific transactions as well as opinions possibly issued on the financial reports before appointment, as well as results	None
Written opinion of succeeding CPAs on the different opinions of former CPAs	None

3. Reply letter from former CPAs to matters stipulated in Subparagraph 1 and Subparagraph 2-3, Paragraph 6, Article 10 of the Regulations: N.A

VI. The Chairman, President and Financial or Accounting Managerial Officer of the Company who had worked for the Independent CPA or the affiliate in the past year: N/A.

VII. Share transfer by Directors, supervisors, managerial officers and shareholders holding more than 10% equity and changes to share pledging by them in the past year and up to the date of report: Please refer to the Market Observation Post System for information.

VIII. Information on the relationship between any of the top ten shareholders (related party, spouse, or kinship within the second degree)

March 30, 2026; Unit: Shares

Name	Shareholding		Shares Held by Spouse and Underage Children		Total Shareholding by Nominee Arrangement		Titles, Names and Relationships between Top 10 Shareholders (Related Party, Spouse, or Kinship within the Second Degree)		Note
	No. of shares	Percentage of shares	No. of shares	Percentage of shares	No. of shares	Percentage of shares	Title (or name)	Relationship	
Winbond Electronics Corp. Rep.: Yu- Cheng Chiao	221,554,635	52.78%	- -	- -	- -	- -	Chin Xin Investment Corp.	Same individual as the chairman of the institutional shareholder	N/A
Chin Xin Investment Corp. Rep.: Yu- Cheng Chiao	5,440,219	1.30%	-	-	-	-	Winbond Electronics Corp.	Same individual as the chairman of the institutional shareholder	N/A
Citibank Custody Polunin Emerging Markets Fund Company Account	3,451,380	0.82%	-	-	-	-			N/A
Citibank-custodied account for Acadian Asset Management (Singapore)	2,208,081	0.53%	- -	- -	- -	- -	-	-	N/A
Vanguard Emerging Markets Stock Index Fund, a series of Vanguard International Equity Index Funds under the custody of Chase	1,563,000	0.37%	-	-	-	-			N/A
Vanguard Total International Stock Index Fund, a series of Vanguard Star Funds Investment Account	1,417,000	0.34%	-	-	-	-			N/A
Citibank Custody - Pruning Fund Investment Account	1,173,449	0.28%	-	-	-	-	-	-	N/A
HSBC Bank (Taiwan) Limited, Custody Account for Merrill Lynch International	1,086,594	0.26%	-	-	-	-	-	-	N/A
New System Labor Pension Fund	1,081,902	0.26%	-	-	-	-	-	-	N/A
LIU, CHI-JUNG	910,000	0.22%	-	-	-	-	-	-	N/A

IX. The shareholding of the Company, Director, Supervisor, Managerial Officers and an enterprise that is directly or indirectly controlled by the Company in the invested company

December 31, 2025; Unit: Shares

Invested entity (Note 1)	Investment by the Company (A)		Investments by Directors, supervisors, managerial officers and directly or indirectly controlled enterprises (B)		Combined investment (A+B)	
	Shares	Shareholding ratio (%)	Shares	Shareholding ratio (%)	Shares	Shareholding ratio (%)
Nuvoton Electronics Technology (H.K.) Limited	107,399,999	100	-	-	107,399,999	100
Nuvoton Investment Holding Ltd.	15,633,161	100	-	-	15,633,161	100
Song Yong Investment Corp.	3,850,000	100	-	-	3,850,000	100
Nuvoton Technology India Private Limited	600,000	100	-	-	600,000	100
Nuvoton Technology Corp. America	60,500	100	-	-	60,500	100
Nuvoton Technology Holding Japan	100	100	-	-	100	100
Nuvoton Technology Singapore Pte. Ltd.	45,100,000	100	-	-	45,100,000	100
Nuvoton Technology Korea Limited	280,000	100	-	-	280,000	100
Nuvoton Technology Germany GmbH	2,000,000	100	-	-	2,000,000	100
Nuvoton Technology Corporation Japan	3,000	24			3,000	24

Note 1: Accounted for using equity method

Chapter 3 Information on Capital Raising Activities

I. Capital and Shareholding

(1) Sources of capital stock

Unit: Share; NT$1,000

Year Month	Issuing price (NT$)	Authorized capital		Paid-in capital		Note		
		No. of shares	Amount	No. of shares	Amount	Share capital source	Shares acquired by non-cash assets	Other
9704	10	300,000,000	3,000,000	100,000	1,000	Founding cash capital NT$1,000,000	N/A	Yuan-Shang No. 0970009659
9707	10	300,000,000	3,000,000	250,000,000	2,500,000	Distribution from split NT$2,499,000,000	N/A	Yuan-Shang No. 0970019973
9809	-	300,000,000	3,000,000	190,000,000	1,900,000	Cash capital decrease of NT$600,000,000	N/A	Yuan-Shang No. 0980028478
9809	10	300,000,000	3,000,000	200,070,000	2,000,700	Capital surplus of NT$ 100,700,000 transferred to common stock	N/A	Yuan-Shang No. 0980028736
9906	10	300,000,000	3,000,000	207,554,400	2,075,544	2009 earning and employee bonuses of NT$74,844,000 transferred to common stock	N/A	Yuan-Shang No. 0990016508
10811	10	300,000,000	3,000,000	287,554,400	2,875,544	Cash capital increase of NT$800,000,000	N/A	Zhu-Shang No. 1080032110
10912	10	500,000,000	5,000,000	375,961,571	3,759,616	Cash capital increase of NT$800,000,000 Conversion of the first issuance of unsecured convertible bonds to common shares totaling NT$84,072,000	N/A	Zhu-Shang No. 1090036975
11003	10	500,000,000	5,000,000	388,393,556	3,883,936	Conversion of the first issuance of unsecured convertible bonds to common shares totaling NT$124,320,000	N/A	Zhu-Shang No. 1100006770
11006	10	500,000,000	5,000,000	390,673,646	3,906,736	Conversion of the first issuance of unsecured convertible bonds to common shares totaling NT$22,800,000	N/A	Zhu-Shang No. 1100018330
11009	10	500,000,000	5,000,000	410,042,700	4,100,427	Conversion of the first issuance of unsecured convertible bonds to common shares totaling NT$193,691,000	N/A	Zhu-Shang No. 1100026039
11012	10	500,000,000	5,000,000	417,210,062	4,172,101	Conversion of the first issuance of unsecured convertible bonds to common shares totaling NT$71,674,000	N/A	Zhu-Shang No. 1100035642
11103	10	500,000,000	5,000,000	419,765,268	4,197,653	Conversion of the first issuance of unsecured convertible bonds to common shares totaling NT$25,552,000	N/A	Zhu-Shang No. 1110006604

March 09, 2026; Unit: shares

Type of Shares	Authorized capital			Note
	Outstanding shares	Unissued shares	Total	
Common shares	419,765,268	380,234,732	800,000,000	Listed stock

Note: Information for shelf registration: N/A

(II) Major shareholders

Names, shares and percentage of shareholding of top ten shareholders with more than 5% of equity:

March 30, 2025 Unit: Shares

Shares / Name of major shareholders	Shares held	Percentage (%)
Winbond Electronics Corp. Rep.: Yu- Cheng Chiao	221,554,635	52.78%
Chin Xin Investment Corp. Rep.: Yu- Cheng Chiao	5,440,219	1.30%
Citibank Custody Polunin Emerging Markets Fund Company Account	3,451,380	0.82%
Citibank-custodied account for Acadian Asset Management (Singapore)	2,208,081	0.53%
Vanguard Emerging Markets Stock Index Fund, a series of Vanguard International Equity Index Funds under the custody of Chase	1,563,000	0.37%
Vanguard Total International Stock Index Fund, a series of Vanguard Star Funds Investment Account	1,417,000	0.34%
Citibank Custody for Pruining Fund Investment Account	1,173,449	0.28%
HSBC Bank (Taiwan) Limited, Custody Account for Merrill Lynch International	1,086,594	0.26%
New System Labor Pension Fund	1,081,902	0.26%
LIU, CHI-JUNG	910,000	0.22%

(III) Company Dividend Policy and Implementation

1. Company dividend policy:

Under the Company Act and Nuvoton's Articles of InCorp., the Company shall, after covering prior years' losses and paying all taxes and dues, set aside 10% of its earnings as legal reserve until such reserve equals the paid-in capital. Of the remainder in the preceding paragraph plus undistributed earnings in prior years or of distributable earnings resulting from this year's loss plus undistributed earnings in prior years, special reserve shall be set aside or reversed according to laws or the competent authority. The remainder surplus may be set aside as special reserve or retained in view of business needs. For the remainder, after dividends for preferred stocks are set aside according to the Articles of InCorp., the Board of Directors may propose an earnings distribution plan for dividends for shareholders and submit the plan to the shareholders' meeting for approval.

The Board of Directors shall be authorized to determine the cash distribution of the aforementioned earnings, legal reserve, and additional paid-in capital with resolution adopted by a majority vote in a board meeting attended by more than two thirds of the Directors and report to the shareholder's meeting.

Our dividend policy is set up in accordance with the Company Act and the Articles of InCorp. of our Company in consideration of factors including capital, financial structure, operating status, earnings, industry characteristics and cycle, etc. The retained earnings may be retained as appropriate or distributed in cash dividend or both stock dividend and cash dividend so as to ensure the sustainable development of the Company. The appropriation of dividends must take into consideration future operations and cash requirements, and dividends distributed shall be no less than 50% of the net profit after tax of the year after making up for cumulative losses and deducting the allocations for legal reserve and special reserve. Cash dividend shall not be lower than 10% of total dividends. The current dividend policy for retained earnings and dividends with respect to their conditions, timing, amount and type would be adjusted from time to time in accordance with economic and industrial fluctuations and the Company's future development needs and profitability.

2. Dividend distribution to be proposed to the Shareholders' Meeting:

The Company's 2025 earnings distribution plan was determined in the March 09, 2026 meeting of the Board of Directors as shown in the chart below. This plan will be carried out in accordance with related rules after it is approved in the Shareholders' Meeting scheduled for May 28, 2026.

Earning Distribution Plan

2025

Unit: NT$

Item	Amount
Undistributed earnings from previous years	$ 2,585,363,361
Plus: Re-measurement of defined benefit plan converted into retained earnings	38,272,395
Minus: Accumulated loss or profit from disposal of financial assets measured at fair value through other comprehensive income to retained earnings	(462,277,873)
Minus: Net loss in 2025	(1,664,643,677)
Minus: 10% legal reserve appropriated	0
Minus: Set aside special reserve	(390,871,436)
Distributable earnings as of year-end 2025	105,842,770
Distribution items:	
Cash dividends to common shares (NT$ 0 per share)	0

Undistributed earnings at end of year	$ 105,842,770

(IV) The effects of the stock dividends proposed by the shareholders' meeting on the Company's business performances and earnings per share: N/A.

(V) Remuneration of employees and directors

1. Percentages or ranges of remuneration of employees and Directors under the Articles of InCorp.

In case of a profit in the year, the Company shall set aside more than 1% (including given figure) and less than 1% (including given figure) of the pre-tax profit before the deduction of remuneration distributed to employees and directors in the current year as employee remuneration and director's remuneration, respectively. At least two percent (2%) of the employee remuneration mentioned above shall be distributed to frontline employees. However, when the Company still has accumulated loss, it shall be compensated for first. The proposal for the distribution of the employee remuneration and director's employee shall be reported to the Shareholders' Meeting.

2. Basis for estimating the amount of remuneration to employees and Directors/Supervisors, basis for calculating the number of shares to be distributed as stock bonuses, and the accounting treatment of the discrepancy, if any, between the actual distributed amount and the estimated amount, for the current period:

The amount of remuneration was not estimated due to a loss in 2025. Therefore, discrepancy adjustment amount was not involved in 2025.

3. Remuneration proposals passed by the board of Directors

(1) The difference, reasons and handling of discrepancies between the cash or stock appropriation of remuneration to employees and Directors and the annual recognized costs: N/A

(2) The amount of employee bonus to be paid in stocks out of the current company-level financial report in terms of the sum of net profit after tax and employee bonus: N/A

4. Actual remuneration to employees, Directors and supervisors for 2025:

Unit: Share; NT$ 1,000

Item	Actual amount distributed (Note)			Amount approved by the Board of Directors	Difference
	Amount	Equitable shares	Stock price		
Remuneration to Directors and supervisors	-	-	-	-	N/A

Item	Actual amount distributed (Note)			Amount approved by the Board of Directors	Difference
	Amount	Equitable shares	Stock price		
Cash bonus for employees	25,022,626	-	-	25,022,626	N/A

Note: The remuneration of Directors, supervisors and employees above have been passed in Board of Directors' meeting on March 7, 2025. There is no difference between the actual amount distributed and the amount recognized in the 2024 financial statements.

(VI) Stock buyback status: N/A.

II. Corporate bond issuance status

(I) Corporate bond issuance status

Type of corporate bonds	The first issue of overseas unsecured convertible bonds in 2024
Date of issue	January 21, 2025
Par value	US$200,000
Place of issue and trading	Singapore Exchange Limited
Issue price	Issued at 100% par value
Total amount	US$150,000,000
Interest rate	The annual nominal interest rate is 0%
Maturity	The maturity date is January 21, 2030, i.e. upon the lapse of five years following the issue date
Guarantor	None
Trustee	Citicorp International Limited
Underwriter(s)	Foreign lead underwriter: UBS AG Hong Kong Branch Domestic lead underwriter: CTBC Securities Co. Ltd.
Certified lawyers	Lee and Li Attorneys-at-Law
CPAs	Deloitte & Touche
Way of repayment	Unless redeemed, repurchased, canceled or exercised in advance, the bonds shal l be redeemed by the Company on January 21, 2030 through conversion into US dollars based on the par value plus a yield calculated at the annual rate of 1.55 percent (on a semi-annual basis). The redemption amount at maturity will be co nverted into TWD at a fixed exchange rate, and then the amount in TWD conve rted into US dollars at the then-current exchange rate (i.e. the fixing exchange ra te announced at 11:00 a.m. by Taipei Forex Inc.) for redemption or repayment.
Outstanding principal	150,000,000 US dollars (as at March 9, 2026)
Provisions on redemption or ea rly bond repayment	1. The Company may, at its option, redeem the Bonds, in whole or in part, during the period from the next day following the lapse of three years after the issue date of the bonds to the maturity date, the closing price for 20 consecutive trading days (in the event of ex-rights or ex-dividends, the closing price on each applicable trading days during the period from the ex-rights or ex-dividends trading day to the ex-rights or ex-dividends record date, as the case may be, shall be adjusted to the price taking into account of impact of the ex-rights or ex-dividends) of the Company's common shares on the TWSE is at least 130% of the quotient of the Early Redemption Amount (as defined below) multiplied by the prevailing Conversion Price, divided by the principal amount of the Bonds.

	2. The Company may, at its option, redeem the Bonds, in whole but not in part, at the Early Redemption Amount if more than 90% of the Bonds have been previously redeemed, repurchased and cancelled or converted. 3. The Company may, at its option, redeem the Bonds, in whole but not in part, at the Early Redemption Amount if there occur any changes in ROC taxation resulting in increase of tax obligation or the necessity to pay additional interest expense or increase of additional costs to the Company. Bondholders may elect not to have their Bonds redeemed but with no entitlement to any additional amount or reimbursement of additional tax. "Early Redemption Amount" refers to the amount of the bond's par value plus interest compensation calculated at the annual interest rate of 1.55% on a semi-annual basis. It will be converted to TWD at a fixed exchange rate, and then the amount in TWD converted into US dollars at the then-current exchange rate (i.e. the fixing exchange rate announced at 11:00 a.m. by Taipei Forex Inc.) for repayment.	
Restrictions	None	
Name of credit rating agency, date of rating, rating result of the corporate bond	None	
Other rights attached	Common shares that have been converted (exchanged or subscribed) as at the publication date of this annual report; amounts of overseas depository receipts and other securities	Not all have been converted yet
	Issuance and conversion (exchange or share subscription) method	For more details, visit the Market Observation Post System – Investment Section – Bond Credit Section
Issuance and conversion; exchange or share subscription method; potential dilutive effect of issuance conditions on equity and their impact on existing shareholders' rights and interests	After the issuance, the bonds will be converted at the conversion price into common stocks. In case of full conversion, the original shareholders' equity will be diluted by approximately 9.02%, which suggests a relatively limited dilutive effect on the original shareholders' equity.	
Name of the depository for the exchange target	N/A	

III. Issuance of preferred stocks: N/A.

IV. Issuance of global depositary receipts (GDR): N/A.

V. Exercise of employee stock option plan (ESOP): N/A.

VI. Restricted stock awards: N/A.

VII. Issuance of new shares for merger or acquiring shares of other companies: N/A.

VIII. Implementation of capital allocation plan: You can check the fundraising plan execution area of the Market Observation Post System.

Chapter 4 Business Overview

I. Business Activities

(I) Business Scope

1. Major business activities

The Company's primary business consists of the research and development, design and sales of integrated circuits and semiconductor foundry services, providing customers with customized total solutions from design, system integration, and manufacture to market.

2. Revenue breakdown

Unit: NT$1,000

Key products	2025	
	Operating revenue	Percentage (%)
IC income	28,240,708	93%
Foundry service income	1,656,840	5%
Others	594,870	2%
Total	30,492,418	100%

3. Current products and services

The Company primarily operates in the design, sales, and wafer fabrication outsourcing business of integrated circuits (ICs). Integrated circuits are the main products, with a diverse range of applications, including microcontrollers, audio, cloud security, image sensing, battery monitoring, IoT applications, semiconductor components, and others. These IC products can be applied in various markets such as industrial, automotive, communication, consumer electronics, and computer. Additionally, the company owns a 6-inch wafer fabrication plant, equipped with diverse process technology capabilities, to provide specialized wafer outsourcing services.

Current Product Portfolio of the Company

1) Microcontroller unit (MCU)/ Microprocessor Unit (MPU)
2) Audio system on a chip
3) Audio enhancement chip
4) Audio conversion/amplification chip
5) Input/output chip
6) Embedded controller chip
7) Baseboard management controller chip
8) Trusted platform module chip

9) High-speed transmission chip
10) MOSFET
11) Signal processing chip
12) Image sensor
13) Battery monitoring chip
14) Motor drive/control chip
15) NFC Tag chip
16) 6-inch wafer foundry services

4. New products in the pipeline

Fields of Application	New Products in the Pipeline
1. Computers and servers	1. Next-generation Embedded Controller ("EC") for laptops 2. Next-generation trusted platform module (TPM) 3. Docking microcontroller 4. Next-generation Satellite Management Controller (auxiliary management controller) 5. Next-generation open-source hardware security chip (OpenTitan) 6. eUSB2 standard hardware interface
2. Vehicles	Grade-1 automotive-level Class-D power amplifier, supporting digital audio input
3. Communications	Next-generation MOSFET using 12-inch advanced process technology
4. Consumer electronics	1. 32-bit microcontroller with Arm Cortex-M33 core 2. Consumer microcontroller based on Cortex-M23 architecture with higher cost performance 3. High-performance stereo DAC for high-quality audio playback system 4. Next-generation AI microcontroller providing as high as 110 GOPS AI computing performance
5. Industrial control	1. Industrial-grade 5V highly anti-interference microcontroller 2. Industrial-grade BM-IC for server battery backup unit (BBU) and energy storage system (ESS). 3. Next-generation TOF sensor for autonomous mobile robot (AMR) and other applications requiring 3D sensing

(II) Industry overview

1. Industry Overview and Development, Product Development Trends, and Competitive Landscape

<u>AI/Computing</u>

a. MCU and Audio

With the development of AI technology, endpoint AI has demonstrated strong growth momentum in the fields of industrial automation and smart home appliances relying on its advantages of low latency, high reliability and high privacy. In response to the market trends, the Company has launched the first AI MCU, which improves AI computing power by 10 times compared with traditional MCUs. It can fill the market gap of 50-500 GOPS (Giga Operations Per Second). At the same time, with a complete ecosystem containing free Keil tools and multiple third-party solutions, the Company has lowered the development threshold and accelerated the implementation of market applications.

With respect to e-sports applications, the market share of the Company's MCUs continues to increase in peripheral markets such as mainboard, keyboard and memory. Through close cooperation with multiple brands and contract manufacturing partners, we provide diversified product solutions and promote the market launch of the next-generation products. In the automotive market, driven by the growth of demand for smart cockpits, vehicle body control and EV powertrain management, MCUs with high efficiency and low power consumption have been continuously and profoundly introduced. Relying on its tremendous technical R&D strength and stable supply chain, the Company is actively exploring the automotive-grade MCUs, aiming to provide more reliable solutions for the market.

With the popularization of applications such as AIoT, robotics and voice control, low-power computing, high-efficiency audio processing and edge AI capabilities have become the key market drivers, enabling more nature and intuitive voice interfaces. More powerful computing core and audio processing capabilities have been introduced to our audio products, including Audio DSP with AI inferential capability and MCUs that support audio processing. They have become key technologies in the market, and can effectively improve the success rate of audio recognition and strengthen noise reduction effect, thereby providing better user experience.

To keep pace with this trend, the Company has established a complete audio chip platform with products covering low-latency Audio CODEC, Audio MCU centering on Arm® Cortex®-M0/M4 and 4 / 8-bit MCUs, class-D Speaker Amp, Smart Amp and audio solutions focusing on DSP. Through low-power design, high-fidelity performance and integrated AI audio processing capability, the end devices can perform key functions such as voice recognition, acoustic echo cancelation (AEC) and active noise cancelation (ANC) in a real-time way. They can be widely applied to satisfy the needs for various voice interaction applications such as smart home, AIoT and robotics markets.

In the industrial sector, product functions are rapidly evolving toward the directions of

high-performance computing, massive data collection, and full-time network-connected monitoring. Currently, the MPU series of Nuvoton feature built-in high-capacity DRAM (2MB-512MB), capable of supporting large-scale data processing and high-intensity real-time computing. Among them, MA35D1 is equipped with a dual Cortex A high-efficiency architecture and a security mechanism called Trusted Secure Island, as well as abundant peripherals, to satisfy the requirements of applications such as smart factory controllers and industrial gateways for reliability, safety and instantaneity.

b. Computing

The Company's cloud computing product applications span across computing devices from data centers, computer servers and edge computing to endpoint processing, and the technical field covers security architecture, interface processing, energy management, etc., including the following products: Baseboard Management Controller (BMC) exclusively for servers; edge computing eBMC applied for industrial computers and IoT; highly integrated Super I/O exclusively for desktops; Security Controller exclusively for mainboards; Embedded Controller (EC) exclusive for laptops; Trust Platform Module (TPM) with high reliability; computer hardware monitoring chips and power management controllers. Therefore, we provide customers with comprehensive product portfolios and solutions.

In response to the increasing demand for massive data processing and deep learning of AI servers, the market momentum continues to grow. With users' massive data uploading and analysis, innovative applications and services are driving not only the deployment of data computing centers, but also the increasing attention to security demands for user-side basic collection equipment. The future mainstream development direction will focus on continuously enhancing computing efficiency and optimizing energy consumption, providing new architectures that comply with open-source software plans, and increasing more flexible interface channel designs and secure products, in response to the diversified needs of AI cloud and edge systems.

Although the recent memory shortages and rising prices in the market have led to the adjustment of PC shipment volumes, structural market changes still drive key market growth, including the rising penetration rate of AI PC, the replacement wave triggered by the suspension of support for Windows 10, and the increased investment in the development of edge AI software. As a result, relevant products are evolving toward the directions of higher efficiency, lower power consumption and better usability. In the future, with the further maturity of quantum computing and more advanced AI technology, these fields are expected to embrace new breakthroughs and reshaping of the market landscape.

Nuvoton has already established close partnership with key international leading brands regarding its cloud computing products. We have actively introduced relevant functions to satisfy the needs of future AI servers and computers to improve the computing speed of embedded processors. Also, we provide relevant software support, make innovations in new architectures, and develop hardware encryption modules to satisfy customer's requirements for the efficiency and security of the new applications of AI servers and computers.

Automotive

a. Automotive Electrification

Nuvoton's battery monitoring ICs find applications in electric vehicles (EVs), hybrid electric vehicles (HEVs), energy storage systems, and electric bicycles. As global efforts toward carbon neutrality intensify, the market share of BEVs and HEVs is expected to gradually rise. Automakers need to ensure vehicle safety against hazards like lithium battery fires and harmful emissions, while striving to extend the EV driving mileage. With robust safety features, Nuvoton's products can also perform highly accurate voltage measurements to support the high safety and extended driving mileage requirements of car manufacturers.

There is a redundant measurement system in Nuvoton's automotive battery monitoring ICs. A unique SOI (Silicon-On-Insulator) process is employed to electrically isolate components and functional blocks, and a highly redundant communication topology is relied upon to ensure high safety and reliability. This makes it easier for customers to design and develop automotive battery systems compliant with ISO 26262 ASIL-D, with precise voltage measurements contributing to a longer EV driving mileage.

b. Automotive Digitalization

During the ongoing transition from traditional internal combustion engine (ICE) vehicles to electric vehicles (EVs), the pace of development in automotive markets around the world varies. While the EV market is growing rapidly in China, growth in other automotive markets across the world is relatively flat. However, there is a shared direction toward vehicle digitalization. In terms of in-vehicle human-machine interface (HMI) applications, a notable rise is observed in the current market demand for digital dashboards, head-up displays (HUDs), and electronic rear-view mirrors, aside from traditional infotainment systems. With the acceleration of the electrification trend, the demand for digital meter systems is also growing in the two-wheeler market. Additionally, car manufacturers are also committed to achieving software defined vehicles (SDV) fo the purpose of creating brand-new vehicle riding experience and driving functions relying on software. Under this development trend,

semiconductor manufacturers are also dedicated to developing integrated ECUs with stronger computing capability, to satisfy the needs of future vehicle-mounted systems for efficiency and intelligence.

In-cabin sensing is also becoming more focused due to growing safety awareness. Besides Driver Monitoring Systems (DMS), Occupant Monitoring Systems (OMS) are also experiencing a rapid rise in demand consequent upon the revision of the Euro NCAP 2026 safety standard.

In future, accurately measuring human body dimensions and skeletal structures that existing 2D sensors fall short in will become essential features required for child presence detection (CPD), airbag pressure control and seatbelt monitoring in Level 4 autonomous driving. To this end, we will continue to develop 3D ToF (Time-of-Flight) sensors, securing a strategic position in the future digital automotive market.

Power Electronics

Nuvoton's motor driver ICs are widely applied in diverse fields such as home appliance, communication devices, industrial control, automotive electronics and servers. Relying on its profound motor control technology, excellent MCU integration capabilities, and mature design experience, Nuvoton is capable of providing motor driver solutions with excellent performance in terms of heat dissipation performance and product miniaturization, to assist customers in creating more efficient and reliable end products.

In 2025, Nuvoton launched a new 48V motor driver product exclusively designed for AI server applications. This product is delicate in terms of overall dimensions and thus can respond to the increasing space-saving demand in the environment of high-density servers. With the continuous development of AI servers, the computing performance will improve substantially, resulting in the growing overall power consumption. As a result, the system-level challenges such as heat dissipation and power supply efficiency have become increasingly crucial.

In addition to high-end AI servers, Nuvoton is also developing 12V motor driver products for the entry-level server market for the purposes of providing competitive solutions for cost-sensitive applications and maintaining stable and reliable efficiency. Through the expansion of multi-voltage product portfolios, Nuvoton will satisfy different server market segments and customer requirements in a more comprehensive manner.

Furthermore, Nuvoton's MOSFET can be applied in diverse fields such as consumption, industrial control, automotive, and wearable devices, and it is also a key product regarding the

energy conservation issue. The market focuses on the development of products with lower power consumption and higher efficiency. Based on the existing R&D, Nuvoton continues to engage in technological innovation and develop the next-generation miniature MOSFET that supports power conversion and management of lithium-ion battery devices to satisfy these needs.

Looking into the future, with the continuous rising power consumption of AI servers, the demand for solutions that balance high thermal efficiency and low power consumption will increase substantially. To meet these requirements, Nuvoton plans to develop the next-generation motor driver products with Field-Oriented Control (FOC). Through the FOC technology, we expect to realize more excellent heat dissipation efficiency and power supply efficiency, and sustain stable and reliable operations under high load conditions. This technological direction will support the long-term expandability and reliability needed for the next-generation AI servers. Hopefully, we can contribute to a smarter and more environment-friendly future through continuous R&D.

Wafer foundry services

According to WSTS, a market research institution, despite short-term uncertainties in the global economic environment and fluctuations in some end-market demand, the medium- and long-term semiconductor demand and the development momentum of wafer foundry industry remain promising with the continuous deepening of the use of various electronic products in daily life and industrial applications. Furthermore, the increasing demand of AI servers for high-efficiency computing and stable power supply has synchronously driven the growth of demand for high-end Power Management IC (PMIC) and relevant processes.

With an insight to this trend, the Company's wafer foundry business focuses on actively developing application technologies for power management products and emphasizes process solutions with high efficiency, low power consumption and high reliability to closely meet the customer requirements for AI servers, data centers and various high-efficiency computing systems. In the regional markets, with the continuous expansion of investments in cloud and AI infrastructures in the Asia-Pacific region and North America, the global demand for high-efficiency and high-reliability semiconductor products is synchronously increasing. The Company will continue to strengthen its market layout in the Asia-Pacific region, deepen the partnerships with local customers, and actively explore wafer foundry services in other regions, to expand its overall business layout and market competitiveness through technological differentiation and application-oriented strategies.

2. Relationships with suppliers in the industry's supply chain

The supply chain of the IC industry can be roughly divided into upstream IC design companies, midstream IC manufacturers and downstream IC packaging and testing plants.

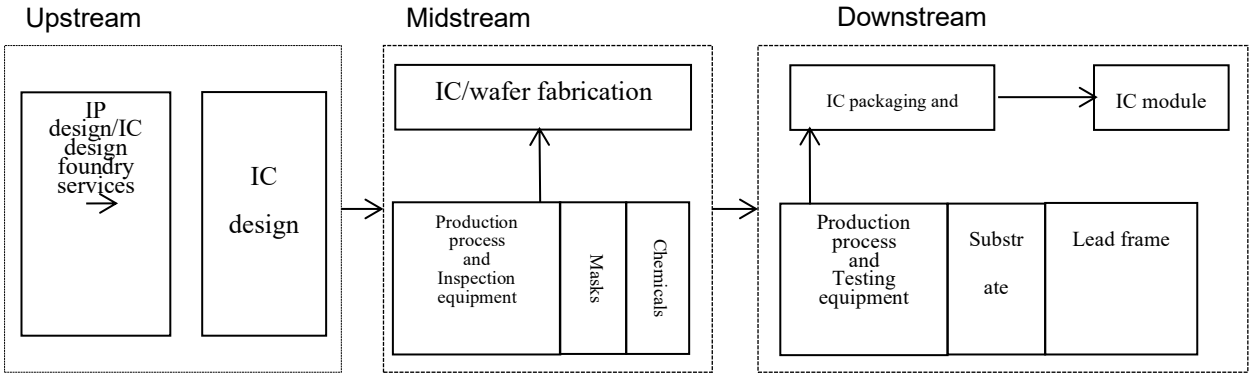

The core business of IC design involves independent design and sales of semiconductor products, and it is at the upstream of the industry value chain. Before coming in the final form, the products still need to go through several critical processes, including mask production, wafer fabrication, chip packaging and testing. Most commonly, midstream and downstream processes, including wafer fabrication, packaging and testing, are outsourced to specialized third-party foundries and service providers.

(III) Overview of Technology and R&D

1. R&D expenditures

Unit: NT$1,000

Item	2025	up to Feb. 28, 2026
R&D expenditures (A)	9,049,361	1,541,076
Net operating revenues (B)	30,492,418	4,848,533
(A)/(B)	30%	32%

2. Technologies and products successfully developed in the past year

Year	R&D Achievements
2025	Nuvoton's NPCX499 EC chip passed the certification of Computer Security Resource Center (CSRC), the National Institute of Standards and Technology (NIST) of the United States. It was Nuvoton's first FIPS certified chip that contained PQC algorithm (LMS/HSS).
2025	Nuvoton launched the high-security MA35 microcontroller with the smallest industrial package and maximum stacked DRAM capacity.
2025	Nuvoton launched the Arbel System-in-Package BMC chip NPCM8mnx at the OCP Summit, demonstrating that our integrated BMC subsystem was already capable of supporting the next-generation AI servers and data center

	infrastructure.
2025	Nuvoton launched the next-generation AI microcontroller with built-in NPU.
2025	Nuvoton launched the automotive-grade, filter-free 3W class-D amplifier NAU83U25YG.
2025	Nuvoton launched the high-efficiency AI MCU deploy tool of NuML Toolkit, accelerating the implementation of embedded smart applications.
2025	Nuvoton launched the NuMicro® M2A23 automotive-grade MCU, establishing a new benchmark for smart vehicle lighting, vehicle body control and industrial applications.
2025	Nuvoton's NPCM8mnx BMC chip passed OCP S.A.F.E certification, complying with the highest-standard hardware and firmware security, openness and supply chain trust.
2025	Nuvoton launched the NuMicro® MA35D1 microprocessor dual-operation system, an innovative solution for industrial automation and AIoT application.

3. Short- and long-term business development plans

(1) IC business

A. Short-term plan: The Company is working closely with leading players across key growth industries in major Asian, American and European markets. Leveraging our advanced technologies in computer systems, security, microcontrollers, power management, frequency control, high-speed transmission, and spatial sensing, we provide value-added products and highly flexible, professional services to help our customers enhance their competitiveness and maintain a leading position in rapidly changing markets, while driving our own business growth.

- Taiwan: AI servers, digital power supplies, cooling fans, water-cooled motors, laptops and mainboards.
- Chinese Mainland: New energy vehicles, energy storage systems, energy-efficient appliances, smartphones, AR/VR and industrial control
- Japan: Automobiles, batteries, fan motors, and precision equipment
- South Korea: Batteries, white goods, and automobiles
- Europe: Premium home appliances, automobiles, and industrial control
- United States: Cloud services, AR/VR, automobiles and smartphones

B. Long-term plan:

In response to evolving geopolitical dynamics, the Company is steadily increasing its market share in Asia while actively penetrating into Europe, U.S., and Southeast Asia. We have established new operation sites and offices in Germany, the U.S., and India, and are expanding our marketing, sales, and technical service teams to provide localized support for customers. Furthermore, we are strengthening both global and regional distribution networks to meet the needs of customers conducting design and manufacturing activities across different regions.

2) Foundry service

A. Short-term business development plan:

The Company's wafer foundry services have established a solid foundation relying on years' manufacturing, R&D and product service experience. We continue to serve our customers with innovative thinking, and focus on the development and promotion of power management, power components and motor driver ICs. These fields raise key demand for the high-efficiency power supply products in the market. We are committed to providing customers with high-quality products, and continue to pursue technological innovation, to satisfy the changing market demand.

B. Long-term business development:

For wafer foundry services, the Company has a seasoned R&D and production team, along with a comprehensive product service team and internationally certified laboratories. We deliver IDM-level foundry services to our customers, and are dedicated to developing the markets of high-power electronics, industrial control and automotive electronics. By focusing on the development of high-voltage processes and closely aligning with market demands, we aim to provide customers with unmatched product competitiveness. Additionally, we plan to gradually expand our global presence by extending our business footprint from the Asia-Pacific region to European and American markets, positioning ourselves as a globally specialized and customized wafer foundry that delivers high-quality products and services our customers require.

II. Market, production and sales

(I) Market analysis

1. Areas in which core products (services) are sold (provided)

Unit: NT$1,000

Sales region	2025	
	Amount	Percentage (%)
Asia	29,589,778	97%
America	376,538	1%
Europe	526,101	2%
Others	1	0%
Total	30,492,418	100%

2. Market Share; The future supply and demand situation and growth prospects in the market; Competitive niches; Favorable and adverse factors for long-term development and response measures

AI/Computing

a. MCU and Audio

The MCU product portfolio of Nuvoton encompasses a diverse range of sectors, including industrial control, consumer electronics, automotive electronics, and AIoT applications with continued expansion particularly in the automotive, e-sports, and industrial control domains. As AI technologies and intelligent applications become increasingly ubiquitous, market demand for high-performance and low-power MCUs continues to rise. In response, Nuvoton proactively launches AI MCU, automotive-grade high-temperature tolerant MCU, as well as advanced MPU products to meet evolving market requirements. Looking ahead, the MCU supply chain may experience short-term fluctuations due to changes in semiconductor production capacity and geopolitical factors. However, the supply chain will be further strengthened and regionally adapted to ensure resilience, with the overall market anticipated to achieve incremental growth. Leveraging its comprehensive ecological chain and integrated hardware-software platforms, including free universal access to Keil development tools and robust third-party AI algorithm support, Nuvoton fortifies its competitive edges in niche markets and continues to deepen its collaborations with key customers to further expand market share.

For MCUs, the Company's newly launched AI MCU M55M1 is based on ARM Cortex-M55 core and integrated with Ethus-U55 neutral processing unit (NPU) with the computing efficiency of 110 GOPS. Compared to traditional MCUs, this product offers more than 100 times' AI computing power support, and can satisfy the AI model computing of various data types such as power supply sensing, motor control, and device life early warning, as well as various voice recognitions with more accurate keyword detection and recognition functions. Additionally, full-sentence semantic recognition capabilities can be further provided. As a

result, voice products no longer receive commands in a limited manner, and enable users to interact with them using their own languages.

For audio products, the Company provides Audio CODEC, Audio MCU centering on Arm® Cortex®-M0/M4 and 4 / 8-bit MCUs, class-D Speakers Amp, Smart Amp and DSP-based products. Applications for hands-free interaction via natural language between voice interfaces and the Internet continue to increase. On the edge side, the hardware voice AI is actively introducing more powerful core computing capabilities to improve the success rate of voice recognition and the noise reduction effect, thereby further bettering overall user experience. The audio products of the Company are being developed towards this diversified, innovative direction, and we have cooperated with end customers in fields like intelligent conference system, smart speakers, smart home appliances, smart vehicles, IoT, and wearable devices.

In the MPU field, the Company's MPU products are combined with the memories of parent company Winbond to provide complete solutions and reduce customers' product development time and cost. Besides, we manage to build more competitive advantages through differentiation and specialization. Given the price wars launched by some MPU competitors in the market that rely on low selling prices, the Company has increased its investment in the R&D and technological innovation of MPU products to improve the added value of products and solidify its leading position.

Looking into the future, the MCU supply chain may undergo short-term supply fluctuations due to the impact of change in the semiconductor production capacity and the geopolitical tensions. However, the supply chain will continue to make deepened and individual adaptation adjustments in different regions, and the market is expected to grow gradually. Relying on its complete ecological chain and software and hardware integration advantages, the Company will strengthen its competitive niches and deepened the cooperation with major customers to expand market share.

b. **Computing**

Nuvoton's cloud computing products specialize in the development of application-specific chips for computing systems and maintain close partnerships with key industry leaders and ecosystem partners. What's more, it secures a leading position in commercial computing applications, critical server components, and security solutions. We leverage advanced security technology and integrate local advantages to expand the development of software and hardware solutions suitable for leading global brand customers, so as to meet the computing power and energy efficiency requirements of AI PCs and AI servers. In addition to allocating

resources to stable business models, we continue to strive for expansion in edge computing and devices related to artificial intelligence applications. With the further maturation of quantum computing and more advanced AI technologies, these fields are expected to witness new breakthroughs and a reshaping of the market landscape.

Moreover, Nuvoton actively participates in international security standards organizations and open-source software initiatives, closely complying with and implementing ecosystem architecture upgrades to sustain technological advantages. As new products such as OpenTitan, SMC, MPESTI, docking MCU, and TouchPad KBC come to market, and with a gradual rise in replacement demand from the commercial endpoint market, a new wave of growth momentum is anticipated.

However, due to the impact of cost pressure of the supply chain and the tight raw material supply, the Company faces challenges in terms of cost flexibility and supply chain elasticity regarding its general products. Nuvoton will improve its supply chain resilience and service competitiveness relying on its long-term strategic partners and scale advantage.

Automotive

a. Automotive Electrification

As the electric vehicle (EV) market is developing toward the direction of a carbon-neutral society, car manufacturers expect to improve the safety and cruising range of automotive battery packs. Nuvoton's battery monitoring IC (BMIC) can detect the abnormalities and faults in various batteries and battery monitoring systems (BMS) through redundant measurement architecture, which has integrated duplicated configurations of cell input terminals, multiplexers and AD (Analog-to-Digital) converters within a single IC. This enables car manufacturers and battery module manufacturers to readily develop and design battery systems that meet the requirements of ISO26262 ASIL-D.

The global electric vehicle market continues to expand, propelled particularly by the Chinese market, where rising demand for battery electric vehicles (BEV) is accelerating the development of 800V EV platforms. Nuvoton's 25-channel fourth-generation BMIC is poised to streamline 800V systems and support integrated solutions for clients.

b. Automotive Digitalization

At present, Nuvoton commands a significant share in the global in-vehicle human-machine interface (HMI) IC market. Notably, the vehicle dashboard, head-up display (HUD), and electronic rearview mirror markets are projected to achieve a 20% compound annual

growth rate (CAGR), driving increased demand for enhanced in-vehicle display performance, such as improved lens visibility, secure over-the-air (OTA) software updates, and functional safety design to safeguard system security. Meanwhile, Nuvoton has observed that the HMI products are developing toward two major directions, i.e., comprehensive upsizing central master control screen in the vehicles and the high-degree digitalization and diversity of surrounding in-vehicle displays, including digital dashboard, electronic rearview mirror, head-up display and other relevant new display applications.

Nuvoton's TOF sensor features high-precision spatial recognition and high light resistance, making it capable of avoiding misguidance during the use of 2D sensors and satisfying the needs for high light resistance in the vehicles. This product has further improved the safety in car use and complied with the future requirements for low-latency detection such as airbag control and functional safety.

With respect to product R&D, Nuvoton focuses on edge processing and functional safety. Relying on its high-quality, high-speed and low-power image signal processing technology accumulated in the imaging equipment industry, the Company provides reliable solutions for the automotive ECU input and output, and makes adjustments according to customers' needs to meet the requirements of different application scenarios. Furthermore, the Company develops reference designs and software for specific applications, to help shorten customers' development cycles.

Power Electronics

With the development of artificial intelligence, the volume of data is rapidly expanding, leading to a significant increase in the number of data centers and servers. It is anticipated that energy consumption related to these will increase more than tenfold over the next decade. Furthermore, the increasing prevalence of AI servers signifies greater data processing demands. However, with limited space in the data center, there is a rising need for thin 1U servers to maximize rack density. Therefore, fan motors of servers must be capable of operating at 48V while maintaining a compact form. In 2025, Nuvoton launched a new 48V motor driver product exclusively designed for AI server applications. This product is delicate in terms of overall dimensions and thus can respond to the increasing space-saving demand in the environment of high-density servers. In addition to high-end AI servers, Nuvoton is also developing 12V motor driver products to expand its product categories and further march toward the entry-level server market. Meanwhile, with the continuous innovation of smart home appliances, consumers attach increasing importance to product functions and energy conservation. According to the report of Fuji Keizai, the global shipments of inverter home appliances will grow stable from

2024 to 2030, presenting a compound annual growth rate of approximately 4%. In response to this trend, Nuvoton has introduced the AI function into its inverter MCU products and improved the energy efficiency, to satisfy consumers needs for energy-saving and smart home appliances.

With the continuous development of mobile and wearable devices, the market demand for higher safety, better performance, more compact designs and longer service life of lithium-ion batteries is increasing given guaranteed safety. As a result, the importance of energy-saving components is further highlighted. Among them, MOSFET plays a critical role in reducing power consumption and improving the overall energy efficiency. The MOSFET product provided by Nuvoton, as a key component for high-efficiency battery protection, has been widely applied in the lithium-ion battery protection switches. Relying on its unique Chip Scale Package technology of MOSFET packaging, Nuvoton has maintained its leading position in the lithium-ion battery protection market. When facing the intensified industry competition and the successive launch of new products by competitors, Nuvoton will actively develop industry-leading energy-saving and miniature products in response to the long-term demand of the global market.

Wafer foundry

With the progress of the semiconductor technology and the changes in market demand, the wafer foundry industry is facing constant challenges and opportunities. Most MCUs and audio products manufactured on 6-inch wafer production lines are with the old specifications. However, with the increasing market demand for the chip area and higher cost performance, the new products have been manufactured on 8-inch and 12-inch wafer production lines, resulting in the gradual weakening of the demand for MCUs and audio products manufactured on 6-inch wafer production lines.

Facing the changed market demand and intensified competition, 6-inch wafer foundries must actively conduct transformation and seek new development direction to ensure their market competitiveness and sustainable development. Therefore, developing high-voltage processes becomes an important strategic choice. These processes can alleviate stringent requirements on process line width, and flexibly respond to the diversified market demands during the pursuit for products' high reliability and high performance, e.g., power management ICs and driver ICs, etc. The provision of small-batch, diversified wafer foundry services can fully demonstrate the service advantage and production adaptability of 6-inch wafer foundries, not only to improve these foundries' competitiveness but also to enhance customer trust and satisfaction and maintain the vitality of the Company's 6-inch wafer foundries.

(II) Important applications and manufacturing processes of major products

1. Important applications of major products:

Product	Important applications
IC business	Provide customers with industrial controls, consumer electronics, smart home appliances, computer equipment, data centers, computer servers, edge computing devices, vehicle-mounted equipment, and communication products.
Foundry service	Provide foundry service for IC fabrication.

2. Production process:

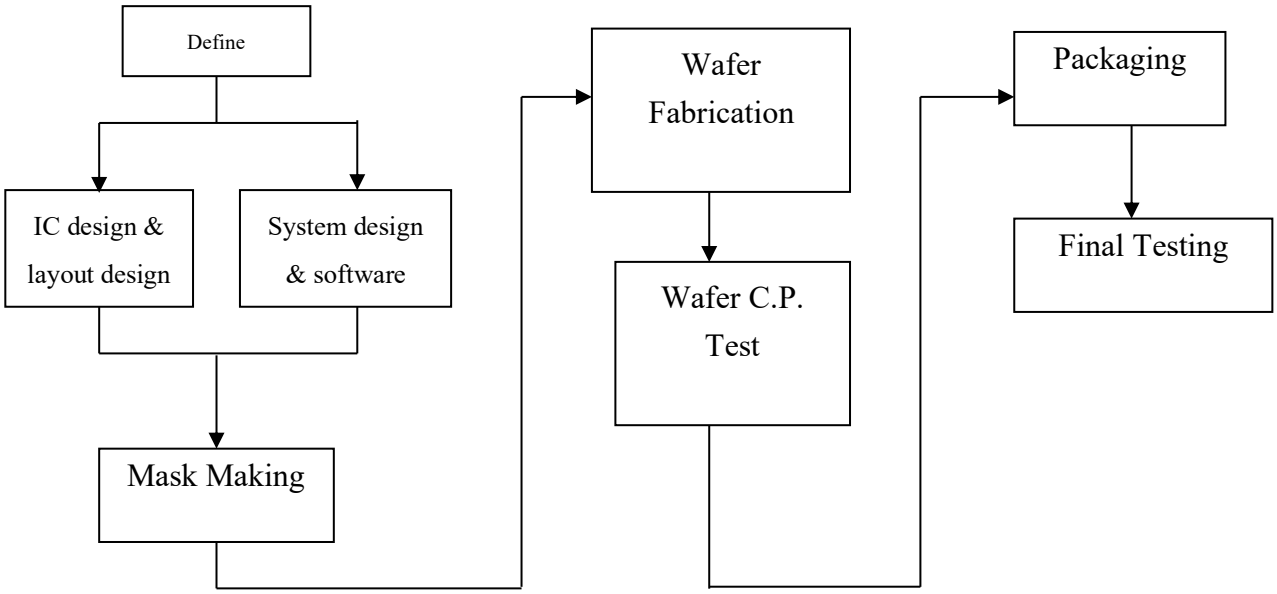

Wafer Fabrication：

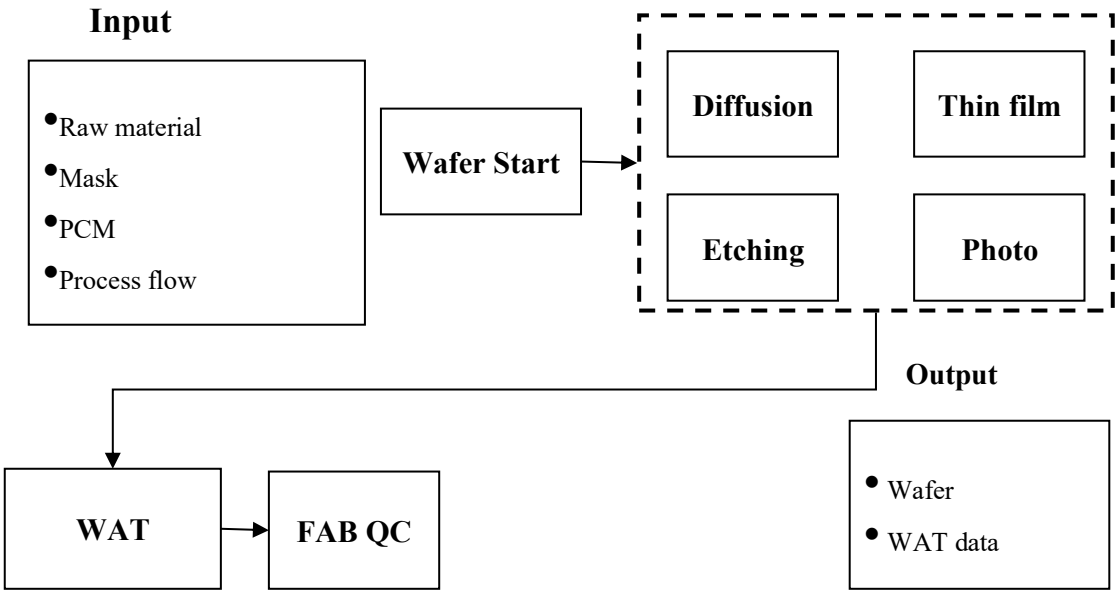

(III) Supply of main raw materials

Name of main raw materials	Major supplier	Supply status
Wafer	Supplier K, Supplier A, Supplier I and Supplier L	Stable quality, high yield rate, long-term cooperation, good supply status.
Blank wafer	Supplier C, Supplier J and Supplier H	Stable quality and supply, long-term cooperation, good supply status.

(IV) Names of suppliers who accounted for more than 10% of the purchase by the Company in the last two years, and the amount of purchase to total purchase

Unit: NT$1,000

	2024				2025			
Item	Name	Amount	Percentage of total purchase %	Relationship with issuer	Name	Amount	Percentage of total purchase %	Relationship with issuer
1	Supplier K	3,745,639	38%	Other related parties	Supplier K	3,477,494	35%	Other related parties
2	Supplier A	2,094,529	21%	N/A	Supplier A	2,526,603	25%	N/A
3	Others	4,087,646	41%		Others	3,677,441	37%	
4	Net purchase	9,927,814	100%	-	Net purchase	9,681,538	98%	

Reasons for changes: There was no change in the ranking of suppliers that account for more than 10% of the total purchases in 2024 and 2025.

(V) Names of customers who accounted for more than 10% of the sales in the last two years, and sales as a percentage of total sales

Unit: NT$1,000

	2024				2025			
Item	Name	Amount	Percentage of net sales %	Relationship with issuer	Name	Amount	Percentage of net sales %	Relationship with issuer
1	Client V	4,669,308	15%	N/A	Client V	6,093,546	20%	N/A
2	Others	27,253,982	85%	N/A	Others	24,398,872	80%	N/A
	Net sales	31,923,290	100%		Net sales	30,492,418	100%	

Reasons for changes: There was no change in the ranking of suppliers that account for more than 10% of the total sales in 2024 and 2025.

III. Employees

Year		2022	2023	2024	2025	Up to March 9, 2026
Number of employees	Technical personnel (engineers)	2,458	2,538	2,511	2,529	2,521
	Administration and sales staff	926	751	822	810	811
	Technicians	391	369	386	384	381
	Total	3,775	3,658	3,719	3,723	3,713
Average age (years)		45.19	46.05	46.06	45.97	46.03
Average years of service		15.86	15.19	15.42	15.58	15.60
Education background (%)	PhD	1.22	1.42	1.37	1.32	1.32
	Master	35.68	36.09	36.89	37.63	37.68
	University/College	49.43	49.86	49.92	50.2	50.34
	High school	12.85	12.19	11.47	10.53	10.34
	Below high school	0.82	0.44	0.35	0.32	0.32
	Total	100	100	100	100	100

IV. Spending on environmental protections

(I) Losses due to environmental pollution (including compensation) and total fines during the most recent year and up to the date of this report:

There was no losses (including compensation) and punishment caused by the environmental pollution in 2024.

(II) Preventive measures taken to ensure a safe working environment and maintain employees' personal safety

The Company continues to invest preventative measures in safety and sanitary in our best efforts to maintain a safe and sanitary work environment. We hope to lower any risks of potential harm to employees in their work environments through continuous improvements. The Company's actual input includes:

1.In terms of investment in energy and environmental protection, about NT$78,000,000 were invested into the related equipment and works in 2025.

2. Obtained the ISO 45001 Occupational Health and Safety Management Systems and ISO 14001 Environmental Management certifications with the valid period up to October 31, 2028.

3. The Company continues to enhance fire safety and personnel protection facilities within the workplace, adopting regulatory requirements as the minimum standard while incorporating international standards into its internal specifications. Ongoing investments in both financial and human resources are dedicated to continuous improvement projects. In 2025, a total of NT$22.31 million was invested to create a safer working environment.

4. In environmental inspections, we conduct inspections on chemical factors, carbon dioxide, illumination, noise and ionizing radiation etc. and the results were all superior to regulatory standards. The Company also measures perimeter noise levels at regular intervals each year and the results met requirements.

5. In personal protection of the employees, we provide suitable personal protection equipment in accordance with the nature of the operation, and personal protection check is listed into the auto check plan.

6. We schedule annual drills for employees' response to emergencies. In 2025, we completed 61 different types of drills.

7. In 2025, we completed 38 continuous improvement initiatives for safety, health and environmental protection.

V. Employees-employer relations

(I) The Company's employee benefit measures, continuing education, training, retirement system, and actual state of implementation

1. Employee benefits measures:

The Company funds the Employee Welfare Fund in accordance with related regulations and we organized the Employees' Welfare Committee to plan, oversee and implement employees' benefits.

The Company requests all employees to enroll in labor insurance unless otherwise specified in the Labor Insurance Act. The Company also offers employees with group insurance paid for by the Company. Family members of the employees can also enroll in the group insurance by paying the insurance fee.

In addition, to enhance the Company's competitiveness, we offer a complete training program for employees' career plans and professional capabilities. We also we provide performance bonuses and implement fair promotion systems for employees to enhance employees' cohesion.

2. Employee training

Nuvoton is committed to building a dual-track talent development system that emphasizes both professional advancement and management competency enhancement. Moreover, it plans learning pathways tailored to distinct talent attributes in alignment with organizational development strategies and short-term, medium-term, and long-term goals. Through the "Education and Training Management Program," Nuvoton has established a comprehensive learning environment, offering diversified learning models, including in-person training, live-

streamed courses, and digital cloud learning, to foster the continuous development of employees' professional proficiencies and to nurture a corporate culture of "passionate learning".

To facilitate the seamless integration of new employees, Nuvoton designs tailored training courses based on job category and position requirements, with departmental supervisors and colleagues assisting newcomers in understanding Nuvoton's industry positioning and development direction. In addition, employees can participate in further education offered by consulting firms, training institutions, government, and business organizations according to their individual professional development needs, so as to strengthen their competencies and overall competitiveness. Nuvoton also provides English and Japanese learning resources, encouraging employees to enhance their international communication skills and broaden their global perspective.

The main learning channels are as follows:

(1) In-person Courses: In accordance with the annual plan, management, profession, quality control, occupational safety, and general training programs are provided, with elective courses available to employees as needed, including:

a) Management Training: Course design follows the management competency plan, covering management mindset and skill trainings for first line supervisors, internal management experience sharing, and seminars offered by experts from industry, government, and academia, thereby enhancing management capabilities at all levels.

b) General, Quality Control, and Occupational Safety Training: Developed according to quality policies, government regulations, and corporate requirements, such as personal effectiveness series, team communication, gender equality and sexual harassment prevention promotion, ethical conduct seminars, and emergency response occupational safety training.

c) Professional Training: Designed to meet the professional needs of each business unit, including R&D design, application of digital tools, and thematic seminars, delivered by both internal and external experts.

d) New Employee Training: In addition to corporate culture, work regulations, and workplace adaptation, trainings on ESG, occupational safety, prevention of workplace misconduct, and AI digital tools are also covered, thereby fostering a healthy and safe working environment, helping new employees integrate into the workplace quickly, and empowering their ongoing learning.

e) Direct Personnel Training: It includes fundamental training tests for new hires and ongoing advanced skill tests to ensure continuous employee competency development.

(2) Cloud-based Learning Platform: Nuvoton's training platform provides a variety of online course information, encouraging employees to embrace active and passionate learning.

Employees may access and select courses at any time and from any location, flexibly tailoring their learning to their individual needs. These courses cover a wide array: general courses on company environment and management systems; courses on compliance and code of conduct advocacy; courses on process R&D and quality training; data science, language, and other advanced electives.

(3) Lifelong Learning and Educational Subsidies: To foster long-term talent development, Nuvoton has established the "In-service Educational Subsidy Guidelines" and "Regulations on External Education and Training Application", encouraging employees to strengthen their professional and managerial capacities. Moreover, Nuvoton also provide employees with subsidies for external or overseas training related to work skills. Nuvoton has also introduced language learning platforms and offers language proficiency incentives to encourage employees to improve their foreign language abilities and strengthen the international competitiveness.

3. Retirement system and its implementation status

To provide security to employees in retirement and enhance their service during employment, the Company has established a retirement system pursuant to Labor Standards Act requirements that clearly states retirement conditions, payment standards and application processes and we have also established the Supervisory Committees of Labor Retirement Reserve in accordance with regulations. In addition, for employees that fit the criteria in the Labor Pension Act, the Company injects an additional 6% of the employee's monthly salary to his/her pension account at the Bureau of Labor Insurance.

(II) Licenses and certificates held by personnel involved in transparency of financial information:

Licenses	Number of licenses in 2025
International Certified Internal Auditor (CIA)	4
International Computer Auditor (CISA)	1
Certified Public Accountant (CPA) of the Republic of China	4
United States Certified Public Accountant (US CPA)	2
International Certification in Control Self-Assessor (CCSA)	1
International Certification in Risk Management Assurance (CRMA)	1
Stock Affair Specialist Professional Competency Exam held by Securities and Futures Institute	2
Qualification Exam for Securities Specialists/ Senior Securities Specialists held by Securities and Futures Institute	5
Internal Control Professional Competency Exam held by Securities and Futures Institute	2
Proficiency Exams for Corporate Governance held by Securities and Futures Institute	2

Bond Specialist Professional Competency Exam held by Securities and Futures Institute	1

(III) Employer-employee relations and employee rights maintenance measures

1. Labor agreement status

The Company follows all labor laws and related regulations in all matters. Both labor and management follow rules stipulated in the work contract, work regulations and various management regulations. To facilitate friendly communication between labor and management, the Company holds labor-management meetings, and the departments hold periodical monthly meetings etc. to help both sides come to a consensus and enhance cooperation to achieve maximum mutual benefits for both parties. The Company has enjoyed harmonious relations between labor and management since its founding and there have been no major labor-management disputes or losses.

2. Employee benefit protection status

The Company has established comprehensive management rules governing the rights, obligations and benefits of employees. The Company also established complaint filing protocols and specialized processing windows to safeguard employee rights and benefits.

(IV) Losses arising as a result of employment disputes in the recent year up to the date of this report; quantify the estimated losses and state any response actions or state any reasons why losses cannot be reasonably estimated.

1. Loss caused by labor dispute during the current fiscal year up to the date of publication of the annual report: None
2. Estimated amount of losses that may be suffered due to labor disputes at present and in the future and the corresponding measures: The company holds regular “labor-management meetings” to promote the prosperity of the company and safeguard employee welfare, in hope to reduce the occurrence of labor disputes through peaceful and rational dialogue between both parties.

(V) Employee code of conduct

The Company established comprehensive regulations management rules for employees' work ethics, intellectual property rights/trade secret protection and work rules, as described below:

1. Work ethics and conduct

(1) Work rules: The Company's regulations contain dedicated service rules and general principles for prevention of sexual harassment.

(2) Workplace sexual harassment prevention regulations: In accordance with relevant government laws and regulations, the Company has explicitly drafted workplace sexual harassment prevention regulations and has adopted appropriate prevention, correction, and punishment measures.

(3) Employment contracts: We have implemented rules including loyalty in the execution of job functions and restrictions on dual employment and non- competition.

2. Rules for protection of intellectual property rights and maintenance of business secrets

(1) Work rules: The Company's rules contain general principles for maintaining the confidentiality of business secrets.

(2) Employment contracts: Employment contracts specify requirements concerning confidentiality duties, document ownership, secret information, ownership of intellectual or industrial property, and non-compete terms during the period of employment.

(3) Legal software authorization statement and notice to employees: Agreements on legal software usage and respect for intellectual property rights are in place.

3. Work orders

(1) Division of responsibilities: The "Guidelines for Hierarchy of Responsibility" specify the division of responsibilities and guide the performance of on-the-job duties.

(2) Duties of individual units: The duties and tasks of each unit are clearly defined.

(3) Restrictions on the hiring of relatives: The "restrictions on the hiring of relatives" specify that relatives should not be hired to fill certain positions. This is intended to ensure that the effectiveness and efficiency of the Company's internal management is not compromised unnecessarily by family relationships between employees.

(4) Attendance management

A. "Request for leave regulations": These regulations explicitly state The Company's leave request principles and regulations.

B. "Domestic travel regulations" and "foreign travel regulations": To facilitate personnel management and activate substitute mechanisms, the Company has established operating procedures for travel applications; To ensure that personnel taking business trips accomplish their missions, such personnel shall be given appropriate travel subsidies.

C. "Overtime regulations": These regulations explicitly specify The Company's overtime principles and standards.

D. "Regulations concerning work stoppages due to natural disasters and major accidents": These regulations explicitly state standards for work stoppages in the event of natural disasters and major accidents.

(5) Performance management

"Performance management and evaluation regulations": These regulations seek to provide an understanding of employees' strengths and weaknesses, and help them to develop their personal abilities, by assessing the degree to which employees have achieved their personal goals; Employees' contributions to the organization are determined on the basis of mutual comparisons between peers.

(6) Reward and penalty regulations

The "Reward and penalty handling regulations" prescribe appropriate rewards or punishments for those employees who display superior performance or violate regulations and have the intent of encouraging and maintaining on-the-job morale and order.

(7) Manpower development

A. "In-service continuing education regulations": These regulations establish channels for continuing education, and have a goal of accumulating the human resources needed for the Company's long-term operations.

B. "External Education and Training Application Specification": Provide colleagues with multiple learning channels, use external learning resources to enrich professional knowledge and skills, and obtain the latest information in the field.

C. "Measure for Seminar Participation and Management ": Encourage colleagues to participate in international seminars to exchange professional knowledge and obtain

the latest information in the field.

(8) Communication channels

A. "Corporate internal appeal regulations": These regulations provide employees with channels expressing their views and making appeals directly to the Company, maintain employees' rights and interests, and encourage communication of views.

B. "Implementation Measures for Labor-Management Conference": Establishing a good communication system between labors and management to eliminate labor disputes; using harmonious labor-management relations to promote productivity improvement.

VI. Information security management:

(I) Information Security Policy

Nuvoton Technology Corp. has established the "Nuvoton Information Security Policy" and "Information Security Management Measures" to uphold the confidentiality, integrity, and availability of all physical and electronic information. The Company is committed to ensuring compliance with laws, regulations, and relevant standards and regulations, while maintaining a secure information environment to protect company information and computer systems. This is done to ensure the protection of customer privacy and sensitive data. Additionally, the company has signed confidentiality agreements with vendors and customers to collectively safeguard confidential information and prevent improper disclosure of sensitive data.

In 2022, the company established a dedicated cybersecurity unit and appointed a manager to oversee information security-related matters. This unit is responsible for coordinating information security-related tasks across the company and ensuring the effectiveness of the information security operations and risk management mechanisms.

(II) Information Security Management Framework and Specific Management Effectiveness

The Company has obtained ISO 27001:2022 certification in 2024 (valid period: 2024.7.2-2027.7.1).

Furthermore, to continuously maintain product security, our company has obtained the Common Criteria EAL 4+ high-level certification from the international security organization. Our production processes adhere to the requirements of the Common Criteria organization, ensuring the production of products that meet internationally recognized security standards and protect customer information and assets. In addition to biennial on-site/remote audits conducted by external audit units,

our company conducts regular Common Criteria standard awareness training for employees every year to enhance their product security awareness.

In response to remote work arrangements, our company has implemented mechanisms such as device management, identity authentication, multi-factor identification, and source address verification to mitigate information security risks associated with remote connections. We have also enhanced monitoring and reporting of cloud services to minimize the likelihood of abnormal intrusion behavior.

The Company carries out monthly information security themed campaigns for the employees, and provides information security related education and training for employees on a quarterly basis and requires them to pass relevant tests. Furthermore, the Company regularly conducts social engineering phishing drills to inspect employees' skills to recognize suspicious information and their familiarity with the reporting process. In accordance with the results of the drills, the Company strengthens publicity and implements re-training for colleagues with weak security awareness, thereby reducing the information security risks resulting from man-made factors; for emerging technologies and current affairs, the Company also issues announcements and promotional materials on an irregular basis.

Additionally, to maintain the external service system, the Company adopts cloud monitoring tools for real-time scanning, and immediately arranging system updates in the shortest time after identifying significant risks. For internal systems, vulnerability scanning tools are adopted, along with the major risk notifications provided by Microsoft, to schedule regular monthly updates and patch vulnerabilities. Furthermore, we entrust a qualified third-party entity to perform a penetration test to conduct vulnerability detection and attack simulation for the external service system and network system. Furthermore, risk classification, improvement tracking and patch verification are completed based on the test reports to ensure that the protection measures are effective and comply with information security management requirements.

(III) Input of information security management resources

The Company has an information security department set up to continuously enhance a defense in depth structure to prevent cyber attack and data breach. In addition, we strengthen authentication and detection of irregular login through the security mechanism of cloud service to reduce the risk of intrusion. Also, through self-constructed SIEM system, outsourced SOC service and cloud monitoring service, we strengthen the monitoring and reporting of suspicious activities. For the information management, we perform regular interior audits, backup and restore, offsite redundancy, cyber security emergency response and consistent operation drills.

Furthermore, our company shares information with third-party service providers to enable them to provide relevant services. We require these vendors to sign confidentiality agreements and establish joint defense mechanisms for information security. In the event that the systems, equipment, or services of these service providers are attacked, our company and the cooperating vendors can synchronize efforts to resolve issues promptly, thereby avoiding significant impacts on company operations.

In 2025, our company invested resources in information security management, with related expenses totaling approximately NT$ 7,830,000 and human resources investment amounting to around 39 personnel.

(IV)Impact of material information security incidents and response measures

In 2025 and up to the date of report, the Company did not discover any information security incident that has caused materially adverse effect on Company business or operations.

VII. Important contracts:

Nature of contract	Contracting parties	Commencement date/expiration date	Content	Restriction clauses
Authorization contract	Company A	2008.07.01～indefinite	Technology licensing	The Company is prohibited from licensing third parties. The Company has the obligation of confidentiality
Authorization contract	Company B	2009.06.26～indefinite	Technology licensing	The Company is prohibited from licensing third parties. The Company has the obligation of confidentiality
Authorization contract	Company C	2009.11.12～indefinite	Technology licensing	The Company is prohibited from licensing third parties. The Company has the obligation of confidentiality
Authorization contract	Company B	2012.06.22～indefinite	Technology licensing	The Company is prohibited from licensing third parties. The Company has the obligation of confidentiality
Authorization contract	Company B	2016.03.29～indefinite	Technology licensing	The Company is prohibited from licensing third parties. The Company has the obligation of confidentiality
Authorization contract	Microchip Technology Incorporated	2020.03.31～Patent expired	Patent licensing	The Company is prohibited from licensing third parties.
Lease contract	Export-Import Bank of PRC	2020.05.22～2017.08.25	Lease	Payment of interest and repayment of loan in accordance with the contract.
Syndicated loan contract	7 banks	2021.05.17～2026.05.16	Loan	The Company has the obligation of confidentiality。
Authorization contract	Company D	2023.06.29～2026.06.27	Software licensing	The Company has the obligation of confidentiality。
Development Contract	Company E	2024.03.25～2025.03.31	Development Contract	The Company has the obligation of confidentiality。
Authorization contract	Company B	2024.08.01～2027.07.31	Software licensing	The Company has the obligation of confidentiality
Authorization contract	Company B	2024.08.01～2027.07.31	Software licensing	The Company has the obligation of confidentiality
Procurement/sales contract	Company F	2025.01.21～indefinite	Issuance of bonds	The Company has the obligation of confidentiality

V. Financial Position, Financial Performance and Risk Analysis

I. Analysis of financial status (consolidated)

Unit: NT$1,000

Item＼Year	2025	2024	Difference	
			Change (amount)	Percentage of change (%)
Current assets	18,300,831	17,603,267	697,564	4%
Property, plant and equipment	5,835,924	6,186,683	(350,759)	(6%)
Intangible assets	816,921	768,933	47,988	6%
Other assets	5,037,752	5,737,537	(699,785)	(12%)
Total assets	29,991,428	30,296,420	(304,992)	(1%)
Current liabilities	8,842,408	10,430,853	(1,588,445)	(15%)
Non-current liabilities	8,031,184	4,202,530	3,828,654	91%
Total liabilities	16,873,592	14,633,383	2,240,209	15%
Capital Stock	4,197,653	4,197,653	0	0%
Capital surplus	7,099,820	6,997,593	102,227	1%
Retained earnings	3,425,273	5,681,829	(2,256,556)	(40%)
Other interests	(1,604,910)	(1,214,038)	(390,872)	(32%)
Total equity	13,117,836	15,663,037	(2,545,201)	(16%)

Reasons for changes exceeding 20%:

1. Non-current liabilities: Mainly due to the issuance of convertible corporate bonds in 2025.
2. Retained earnings: Mainly due to the loss in 2025.
3. Other interests: Mainly due to the exchange loss from the translation of financial statements of foreign operations in 2025.

II. Analysis of financial performance

Unit: NT$1,000

Item＼Year	2025	2024	Change (amount)	Percentage of change (%)
Operating revenue	30,492,418	31,923,290	(1,430,872)	(4%)
Operating cost	19,303,523	19,826,750	(523,227)	(3%)
Gross profit	11,188,895	12,096,540	(907,645)	(8%)
Operating expenses	12,416,940	12,083,707	333,233	3%
Operating (loss) profits	(1,228,045)	12,833	(1,240,878)	(9,669%)
Non-operating income and expenses	(216,686)	386,835	(603,521)	(156%)
Pre-tax (loss) profit	(1,444,731)	399,668	(1,844,399)	(461%)
Income tax expense	219,913	179,819	40,094	22%
Net profit (loss) for the period	(1,664,644)	219,849	(1,884,493)	(857%)
Other comprehensive income of the term	(814,878)	(30,523)	(784,355)	(2,570%)
Total comprehensive income of the term	(2,479,522)	189,326	(2,668,848)	(1,410%)

Reasons for changes exceeding 20%:

1. Operating revenue, pre-tax profit, income tax expense and net profit for the period: Mainly due to the decrease of operating profits in 2025 as a result of the impact of overall economic factors.
2. Non-operating income and expenses: Mainly due to the increase of foreign currency exchange loss.
3. Other comprehensive income of the term: Mainly due to the increase of unrealized valuation losses on equity instrument investments measured at fair value through other comprehensive income and the increase of exchange losses from the translation of financial statements of foreign operations.

III. Cash flow analysis

Unit: NT$1,000

Cash balance, beginning	Annual net cash flow from operating activities	Cash outflow due to investing and financing activities	Cash surplus (deficit)	Remedial measures for cash deficit	
				Investment plans	Financing plans
5,703,893	(289,575)	1,788,193	7,202,511	-	-

1. Analysis on the cash flow changes of the current year:
(1) Operating activities: Mainly due to the operating loss in 2025.
(2) Investing activities: Mainly due to gaining real estates, plants and intangible assets in 2025.
(3) Financing activities: Mainly due to the issuance of convertible corporate bonds in 2025.
2. Remedial measures for cash deficit and liquidity analysis: Not applicable.
3. Cash liquidity analysis for the coming year (Note): The estimated net cash inflows of the Company and its subsidiaries from operating activities in the coming year are NT$ 1.113 billion, while the total net cash outflows from investing and financing activities are expected to reach NT$ 719 million; mainly consisting of capital expenditure.

Note: Not certified by CPA yet.

IV. Effect of major capital spending on financial position and business operation in the past year:

1. Major capital spending and its implementation status: N/A.
2. Major capital spending and its implementation status: N/A.

V. Investment policy in the past year, profit/loss analysis, improvement plan, and investment plan for the coming year: The Company's reinvestment projects are divided into strategic investments and non- strategic investments. The objective of strategic investments is to produce comprehensive results for the operation of the Company, and non-strategic investments are financial in nature. The Company will formulate plans in the future as required by company operations.

VI. Risk management and evaluation

(I) Impact of interest rate and exchange rate changes and inflation on Company's profit and response measures:

1. Effects of changes in interest rates:

The Company currently operates mainly on own funds. Thus, changes in interest rates are not expected to produce significant impact on the operations of the Company. The Company maintains friendly relations with multiple financial institutions that offer preferred interest rates when the need for capital arises; changes in interest rates are not expected to produce significant impact on Company’s cost of operation. However, the Company will continue to watch closely the effect of interest rate movement on Company operations.

2. Effects of changes in exchange rates:

Nuvoton's exchange rate risks are mainly derived from operating activities. Regarding the exchange rate risks associated with purchases or sales in currency valuation, the Company offsets foreign currency assets and liabilities to achieve balance and maintains close communication with financial institutions to continue to observe changes in exchange rates and lower exchange rate variation risks. The Company will continue to adopt the following response actions for exchange rate risks:

A. Engage in financial derivatives transactions for the main purpose of hedging risks derived from business operations and choose financial derivative products to primarily hedge the risks associated with the Company's business operations. In the selection of trading counterparty, give primary consideration to credit risk to avoid loss arising from counterparty's failure to perform its contractual obligation. In addition, the Company shall choose as its partners the financial institutions with low credit risk, good relationship with the Company, and the capability to provide the Company with professional information.

B. The Company keeps abreast of financial market information, predicts market trends, gets familiar with financial products and related regulations and trading techniques, and provides full and timely information to the management and relevant departments for reference.

C. The Company sets the limit of unrealized loss on all financial derivatives contracts to 20% of the contract values or 3% of owners' equity, whichever is

lower. The Company's finance unit evaluates its position on financial derivatives on a monthly basis and prepares a report, which is submitted to the head of finance and senior management authorized by the Board of Directors for review, with the aim of assessing the risks of each transaction and potential losses.

3. Inflation:

As domestic and global inflation turned for the worse in 2023, the Company actively manages and controls cost and operating expenditures to reduce the impact of inflation on operations.

(II) Policies, main causes of gain or loss and future response measures with respect to high-risk, high-leveraged investments, lending or endorsement guarantees, and derivatives transactions:

The Company has not engaged in any high-risk or high-leverage investment. The Company's derivatives trading policy aims to hedge against the risks derived from business operations and reduce the risk of fair value fluctuation for assets and liabilities actually owned by the Company under the objective of economic hedge and the resulting loss or income in exchange rates are entirely manageable. The Company has established "Procedures for the Acquisition or Disposal of Assets Procedures," "Procedures for Lending Funds to Other Parties," "Rules for Endorsements and Guarantees", and "Procedures for Engaging in Derivatives Transactions" as the basis for related transactions to control and manage financial transaction risks.

(III) Future R&D Programs and Expected R&D Investment

The Company's future R&D undertaking will continue to focus on the research of low-power, information security, high-speed CPU core platforms, and innovative IP technology. We shall strengthen compliance with high standards and high reliability in international standards and introduce advanced process platforms. We shall enhance capabilities in IoT, energy-efficient consumer electronics, industrial control, and automotive electronics and continue to expand the customer base and applications to adapt to future changes in the industry. The Company will also carry out R&D for cloud computing and PC devices, and focus on security management, user experience, and energy conservation to expand production lines and applications based on the solid foundation of existing operations. The total 2026 R&D expenditure for the preceding application products is estimated at NT$9.5 billion.

(IV) Major changes in government policies and laws at home and broad, the impact on Company finance and business, and response measures:

The Company's operation policies must follow laws and regulations and the Company must also watch closely the important shifts in policies and laws at home and abroad and consult related experts for their opinion when necessary to take appropriate response measures. As of the date of report, the Company finance and business have not been affected by major changes in government policies and laws at home and abroad.

(V) Impact of recent technological and market changes on the Company's finance and business, and response measures:

The Company watches closely technological and market changes, and will, in view of the circumstances, assign staff or a project team to study and evaluate the impact of those changes on the Company's development, finance and business in the future as well as response measures. As of the date of report, there have not been significant technological changes that may produce material impact on the Company's finance and business.

(VI) Impact of corporate image change on risk management and response measures:

The Company is focused on the operation of its main business and internal auditing to comply with applicable laws and regulations. As of the date of report, the Company has been free of events that affect corporate image.

(VII) The expected benefits and possible risks of mergers and acquisitions as well as the responding measures: Not applicable

(VIII) Expected benefits and possible risks of factory expansions as well as the response measures: Not applicable.

(IX) Risks associated with over-concentration in purchase or sale and response measures:

The Company's purchasing is concentrated due to considerations given to product quality, preferred purchasing price, and stable supply at the time of shortage. Still for purchase management, the Company maintains at least two suppliers to avoid risks resulting from over- concentration in purchasing. There is no over-concentration of sales for the Company and we continue to develop new products as well as long-term strategic cooperation with customers of excellent financial background to lower the risks of over-concentration of sales.

(X) Impact of mass transfer of equity by or change of Directors, supervisors, or shareholders holding more than 10% interest on the Company, associated risks and response measures: N/A.

(XI) The effects that change in management has on the Company as well as risk and responding measures: Not applicable.

(XII) Litigation or non-litigation events:

1. The Company's concluded or pending litigious, non-litigious or administrative litigation event as of the date of report:
   None.
   With the exception of the aforementioned legal cases, there were no major legal cases in which the Company is a principal as of the date of this report.
2. The outcome of concluded or pending litigious, non-litigious, or administrative litigation events involving the Director, supervisor, president, de facto responsible person, major shareholders holding more than 10% interest, or subsidiary of the Company:
   None.
   Except the foregoing law cases, there is no major law case with the subject being the Company’s directors, supervisors, general manager, actual principal, major shareholders and subsidiaries holding more than 10% equity as of the publication of the annual report.

(XIII) Risk management organization framework:

The Company's risk management tasks are dispersed among different functions inside the Company. The Company has established sound internal management guidelines and operating procedures and has developed comprehensive plans and processes for risk aversion, loss prevention and crisis management. In addition, the Company's management keeps continuous watch over changes in the macroeconomic environment that might affect the Company business and operations and has assigned staff to make planning and formulate response actions against all kinds of contingencies to reduce operational uncertainties to the minimum.

(XIV) Other significant risks and response measures:

The Company was free of any situation described above in the past year and up to the

date of report.

VII. Other important matters: N/A

Chapter 6. Special Disclosures

I. Profiles on affiliates and subsidiaries

(I) Consolidated Operation Report of Affiliates: Please refer to the Market Observation Post SystemPublic

(II) Consolidated Financial Statement of Affiliates: Please refer to the Market Observation Post SystemPublic

(III) Affiliation Report: Please refer to the Market Observation Post SystemPublic

II. Progress of private placement of securities during the latest year and up to the date of report: N/A

III. Other supplemental information: N/A

IV. Corporate events with material impact on shareholders' equity or stock prices set forth in Subparagraph 2, Paragraph 3, Article 36 of Securities and Exchange Act in the past year and up to the date of report: N/A

Chapter 7. Financial Information

I. Name and audit opinions of CPAs in recent five years

Year	Name of Firm	Name of CPAs	Audit Opinions
2020	Deloitte & Touche	Shu-Lin Liu, Accountant Hung-Bin Yu, Accountant	Unqualified opinion
2021	Deloitte & Touche	K. T. Hong, Accountant Shu-Lin Liu, Accountant	Unqualified opinion
2022	Deloitte & Touche	K. T. Hong, Accountant Shu-Lin Liu, Accountant	Unqualified opinion
2023	Deloitte & Touche	K. T. Hong, Accountant Shu-Lin Liu, Accountant	Unqualified opinion
2024	Deloitte & Touche	K. T. Hong, Accountant Shu-Lin Liu, Accountant	Unqualified opinion
2025	Deloitte & Touche	K. T. Hong, Accountant Shu-Lin Liu, Accountant	Unqualified opinion

II. Four Consolidated Financial Statements 2025

NUVOTON TECHNOLOGY CORPORATION AND SUBSIDIARIES

CONSOLIDATED BALANCE SHEETS
DECEMBER 31, 2025 AND 2024
(In Thousands of New Taiwan Dollars)

	2025		2024	
ASSETS	**Amount**	**%**	**Amount**	**%**
CURRENT ASSETS				
Cash and cash equivalents (Notes 4 and 6)	$ 7,202,511	24	$ 5,703,893	19
Financial assets at fair value through profit or loss - current (Notes 4 and 7)	744	-	-	-
Accounts receivable, net (Notes 4 and 8)	3,958,203	13	3,599,975	12
Accounts receivable from related parties, net (Notes 4, 8 and 34)	5,886	-	4,294	-
Finance lease receivables - current (Notes 4, 9 and 34)	-	-	22,506	-
Other receivables (Notes 10 and 34)	318,449	1	397,508	1
Inventories (Notes 4 and 11)	6,216,789	21	7,125,739	24
Other current assets	598,249	2	749,352	2
Total current assets	18,300,831	61	17,603,267	58
NON-CURRENT ASSETS				
Financial assets at fair value through other comprehensive income - non-current (Notes 4 and 12)	863,063	3	1,465,106	5
Investments accounted for using equity method (Notes 4 and 13)	1,858,891	6	1,887,907	6
Property, plant and equipment (Notes 4, 14, 34 and 35)	5,835,924	19	6,186,683	20
Right-of-use assets (Notes 4, 15 and 34)	645,304	2	489,822	2
Investment properties (Notes 4, 16 and 35)	1,188,544	4	1,369,827	4
Intangible assets (Notes 4 and 17)	816,921	3	768,933	3
Deferred tax assets (Notes 4 and 27)	140,273	-	166,861	1
Refundable deposits (Notes 6, 34 and 35)	143,725	1	142,216	-
Other non-current assets	197,952	1	215,798	1
Total non-current assets	11,690,597	39	12,693,153	42
TOTAL	$ 29,991,428	100	$ 30,296,420	100
LIABILITIES AND EQUITY				
CURRENT LIABILITIES				
Short-term borrowings (Notes 19, 34 and 35)	$ 1,606,400	5	$ 2,119,990	7
Financial liabilities at fair value through profit or loss - current (Notes 4 and 7)	13,297	-	38,033	-
Accounts payable	1,343,456	4	1,451,853	5
Accounts payable to related parties (Note 34)	843,240	3	1,044,983	3
Other payables (Notes 20 and 34)	3,429,638	11	3,612,048	12
Current tax liabilities (Notes 4 and 27)	167,408	1	243,168	1
Lease liabilities - current (Notes 4, 15 and 34)	172,302	1	164,023	-
Long-term borrowings - current (Note 19)	-	-	285,714	1
Other current liabilities (Note 21)	1,266,667	4	1,471,041	5
Total current liabilities	8,842,408	29	10,430,853	34
NON-CURRENT LIABILITIES				
Financial liabilities at fair value through profit or loss - non-current (Notes 4 and 7)	10,277	-	-	-
Bonds payable (Notes 4 and 18)	4,865,294	16	-	-
Long-term borrowings (Note 19)	-	-	571,429	2
Provisions - non-current (Note 22)	1,529,325	5	1,870,076	6
Deferred tax liabilities (Notes 4 and 27)	76,652	-	62,373	-
Lease liabilities - non-current (Notes 4, 15 and 34)	484,248	2	337,069	1
Net defined benefit liabilities - non-current (Notes 4 and 23)	926,872	3	1,044,114	4
Guarantee deposits (Notes 4, 24 and 34)	81,329	1	264,495	1
Other non-current liabilities	57,187	-	52,974	-
Total non-current liabilities	8,031,184	27	4,202,530	14
Total liabilities	16,873,592	56	14,633,383	48
EQUITY ATTRIBUTABLE TO OWNERS OF THE COMPANY				
Share capital (Note 25)	4,197,653	14	4,197,653	14
Capital surplus (Note 25)	7,099,820	24	6,997,593	23
Retained earnings (Note 25)				
Legal reserve	1,714,521	6	1,693,267	6
Special reserve	1,214,038	4	1,190,819	4
Unappropriated earnings	496,714	2	2,797,743	9
Exchange differences on translation of financial statements of foreign operations (Notes 4 and 25)	(2,015,710)	(7)	(1,617,353)	(5)
Unrealized gains on financial assets at fair value through other comprehensive income (Notes 4 and 25)	410,800	1	403,315	1
Total equity	13,117,836	44	15,663,037	52
TOTAL	$ 29,991,428	100	$ 30,296,420	100

The accompanying notes are an integral part of the consolidated financial statements.

NUVOTON TECHNOLOGY CORPORATION AND SUBSIDIARIES

CONSOLIDATED STATEMENTS OF COMPREHENSIVE INCOME
FOR THE YEARS ENDED DECEMBER 31, 2025 AND 2024
(In Thousands of New Taiwan Dollars, Except Earnings (Losses) Per Share)

	2025		2024	
	Amount	%	Amount	%
OPERATING REVENUE (Notes 4, 26 and 34)	$ 30,492,418	100	$ 31,923,290	100
OPERATING COST (Notes 11, 28 and 34)	19,303,523	63	19,826,750	62
GROSS PROFIT	11,188,895	37	12,096,540	38
OPERATING EXPENSES (Notes 28 and 34)				
Selling expenses	1,006,676	3	989,550	3
General and administrative expenses	2,353,682	8	2,318,074	7
Research and development expenses	9,049,361	30	8,775,360	28
Expected credit loss (gain)	7,221	-	723	-
Total operating expenses	12,416,940	41	12,083,707	38
(LOSS) PROFIT FROM OPERATIONS	(1,228,045)	(4)	12,833	-
NON-OPERATING INCOME AND EXPENSES (Notes 4 and 34)				
Finance costs	(182,238)	(1)	(46,435)	-
Share of profit (loss) of associates	50,118	-	112,862	-
Interest income	211,966	1	168,402	1
Dividend income	64,736	-	64,294	-
Other gains and losses	62,007	-	45,352	-
Gains (losses) on disposal of property, plant and equipment	336	-	94,270	-
Gains on disposal of intangible assets	1,073	-	-	-
Foreign exchange gains (losses)	(350,044)	(1)	87,161	-
Gains (losses) on financial assets at fair value through profit or loss	(74,640)	-	(139,071)	-
Total non-operating income and expenses	(216,686)	(1)	386,835	1
(LOSS) PROFIT BEFORE INCOME TAX	(1,444,731)	(5)	399,668	1
INCOME TAX EXPENSE (Notes 4 and 27)	(219,913)	-	(179,819)	-
NET (LOSS) PROFIT FOR THE YEAR	(1,664,644)	(5)	219,849	1

(Continued)

NUVOTON TECHNOLOGY CORPORATION AND SUBSIDIARIES

CONSOLIDATED STATEMENTS OF COMPREHENSIVE INCOME
FOR THE YEARS ENDED DECEMBER 31, 2025 AND 2024
(In Thousands of New Taiwan Dollars, Except Earnings (Losses) Per Share)

	2025		2024	
	Amount	%	Amount	%
OTHER COMPREHENSIVE INCOME (LOSS) (Note 25)				
Items that will not be reclassified subsequently to profit or loss:				
Remeasurement of defined benefit plans (Notes 4 and 23)	$ 38,275	-	$ (6,812)	-
Unrealized gains (losses) on investments in equity instruments at fair value through other comprehensive income	(536,793)	(2)	37,874	-
Income tax related to items that will not be reclassified subsequently to profit or loss	81,997	-	(492)	-
Items that may be reclassified subsequently to profit or loss:				
Exchange differences on translation of the financial statements of foreign operations	(398,357)	(1)	(61,093)	-
Other comprehensive income (loss) for the year, net of income tax	(814,878)	(3)	(30,523)	-
TOTAL COMPREHENSIVE INCOME FOR THE YEAR	$ (2,479,522)	(8)	$ 189,326	1
(LOSSES) EARNINGS PER SHARE (Notes 4 and 29)				
From continuing operations				
Basic	$ (3.97)		$ 0.52	
Diluted			$ 0.52	

The accompanying notes are an integral part of the consolidated financial statements. (Concluded)

NUVOTON TECHNOLOGY CORPORATION AND SUBSIDIARIES

CONSOLIDATED STATEMENTS OF CHANGES IN EQUITY
FOR THE YEARS ENDED DECEMBER 31, 2025 AND 2024
(In Thousands of New Taiwan Dollars)

	Equity Attributable to Owners of the Company							
			Retained Earnings			Other Equity		
	Ordinary Share	Capital Surplus	Legal Reserve	Special Reserve	Unappropriated Earnings	Exchange Differences on Translation of Financial Statements of Foreign Operations	Unrealized Gains (Losses) on Financial Assets at Fair Value Through Other Comprehensive Income	Total Equity
BALANCE AT JANUARY 1, 2024	$ 4,197,653	$ 6,995,630	$ 1,447,316	$ 710,979	$ 4,570,285	$ (1,556,260)	$ 365,441	$ 16,731,044
Appropriation of 2023 earnings (Note 25)								
Legal reserve	-	-	245,951	-	(245,951)	-	-	-
Special reserve	-	-	-	479,840	(479,840)	-	-	-
Cash dividends	-	-	-	-	(1,259,296)	-	-	(1,259,296)
Total appropriation earnings	-	-	245,951	479,840	(1,985,087)	-	-	(1,259,296)
Net profit for the year ended December 31, 2024	-	-	-	-	219,849	-	-	219,849
Other comprehensive income (loss) for the year ended December 31, 2024, net of income tax	-	-	-	-	(7,304)	(61,093)	37,874	(30,523)
Total comprehensive income (loss) for the year ended December 31, 2024	-	-	-	-	212,545	(61,093)	37,874	189,326
Unclaimed dividends from claims extinguished by prescriptions	-	20	-	-	-	-	-	20
Share-based payment transaction (Note 31)	-	1,943	-	-	-	-	-	1,943
BALANCE AT DECEMBER 31, 2024	4,197,653	6,997,593	1,693,267	1,190,819	2,797,743	(1,617,353)	403,315	15,663,037
Appropriation of 2024 earnings (Note 25)								
Legal reserve	-	-	21,254	-	(21,254)	-	-	-
Special reserve	-	-	-	23,219	(23,219)	-	-	-
Cash dividends	-	-	-	-	(167,906)	-	-	(167,906)
Total appropriation earnings	-	-	21,254	23,219	(212,379)	-	-	(167,906)
Net loss for the year ended December 31, 2025	-	-	-	-	(1,664,644)	-	-	(1,664,644)
Other comprehensive income (loss) for the year ended December 31, 2025, net of income tax	-	-	-	-	38,272	(398,357)	(454,793)	(814,878)
Total comprehensive income (loss) for the year ended December 31, 2025	-	-	-	-	(1,626,372)	(398,357)	(454,793)	(2,479,522)
Changes in ownership interests in subsidiaries	-	(10,804)	-	-	-	-	-	(10,804)
Equity component of convertible issuance of bonds	-	112,804	-	-	-	-	-	112,804
Disposal of investments in equity instruments designated as at fair value through other comprehensive income (Note 12)	-	-	-	-	(462,278)	-	462,278	-
Unclaimed dividends from claims extinguished by prescriptions	-	227	-	-	-	-	-	227
BALANCE AT DECEMBER 31, 2025	$ 4,197,653	$ 7,099,820	$ 1,714,521	$ 1,214,038	$ 496,714	$ (2,015,710)	$ 410,800	$ 13,117,836

The accompanying notes are an integral part of the consolidated financial statements.

NUVOTON TECHNOLOGY CORPORATION AND SUBSIDIARIES

CONSOLIDATED STATEMENTS OF CASH FLOWS
FOR THE YEARS ENDED DECEMBER 31, 2025 AND 2024
(In Thousands of New Taiwan Dollars)

	2025	2024
CASH FLOWS FROM OPERATING ACTIVITIES		
(Loss) profit before income tax	$ (1,444,731)	$ 399,668
Adjustments for:		
Depreciation expense	1,420,298	1,234,389
Amortization expense	346,742	368,741
Expected credit loss recognized on accounts receivable	7,221	723
Finance costs	182,238	46,435
Interest income	(211,966)	(168,402)
Dividend income	(64,736)	(64,294)
Compensation costs of share-based payment transaction	-	1,943
Share of profit loss of associates	(50,118)	(112,862)
Gains on disposal of property, plant and equipment	(336)	(94,270)
Gains on disposal of intangible assets	(1,073)	-
Gain on lease modification	(3,237)	(9,348)
Government grants	(59,429)	(11,473)
Other adjustment to reconcile losses	-	1,978
Changes in operating assets and liabilities		
(Increase) decrease in financial assets at fair value through profit or loss	(23,505)	57,307
(Increase) decrease in accounts receivable	(464,657)	99,574
(Increase) decrease in accounts receivable from related parties	(1,592)	25,229
(Increase) decrease in other receivables	49,766	42,583
(Increase) decrease in inventories	908,950	630,627
(Increase) decrease in other current assets	93,371	(114,378)
(Increase) decrease in other non-current assets	17,846	52,949
Increase (decrease) in accounts payable	(50,665)	209,978
Increase (decrease) in accounts payable to related parties	(201,743)	266,823
Increase (decrease) in other payables	(192,452)	(438,827)
Increase (decrease) in provisions	(276,193)	(299,225)
Increase (decrease) in other current liabilities	(267,721)	(116,979)
Increase (decrease) in net defined benefit liabilities	(44,866)	(298,838)
Increase (decrease) in other non-current liabilities	4,213	(4,308)
Cash flows (used in) generated from operations	(328,375)	1,705,743
Interest received	211,915	171,900
Interest paid	(78,464)	(44,353)
Income tax paid	(159,387)	(211,907)
Dividend received	64,736	64,294
Net cash flows (used in) generated from operating activities	(289,575)	1,685,677

(Continued)

NUVOTON TECHNOLOGY CORPORATION AND SUBSIDIARIES

CONSOLIDATED STATEMENTS OF CASH FLOWS
FOR THE YEARS ENDED DECEMBER 31, 2025 AND 2024
(In Thousands of New Taiwan Dollars)

	2025	2024
CASH FLOWS FROM INVESTING ACTIVITIES		
Acquisition of financial assets at fair value through other comprehensive income	$ (111,346)	$ (30,000)
Proceeds from disposal of financial assets at fair value through other comprehensive income	164,847	30,000
Proceeds from capital reduction of financial assets at fair value through other comprehensive income	800	450
Decrease in finance lease receivables	23,989	67,120
Decrease (increase) in other receivables - time deposits	7,662	(278)
Acquisition of property, plant and equipment	(986,289)	(1,552,671)
Proceeds from disposal of property, plant and equipment	2,685	100,333
Acquisition of intangible assets	(366,417)	(471,667)
Increase in refundable deposits paid	(807)	(2,693)
Proceeds from government grants	54,000	21,000
Net cash flows used in investing activities	(1,210,876)	(1,838,406)
CASH FLOWS FROM FINANCING ACTIVITIES		
Proceeds from short-term borrowings	25,257,240	9,574,520
Repayments of short-term borrowings	(25,609,910)	(8,469,210)
Proceeds from issuance of bonds	4,883,290	-
Repayments of long-term borrowings	(857,143)	(142,857)
Proceeds from (repayments of) guarantee deposits received	5,730	(78,429)
Repayments of the principal portion of lease liabilities	(188,197)	(191,864)
Dividends paid to owners of the Company	(167,906)	(1,259,296)
Net cash flows generated from (used in) financing activities	3,323,104	(567,136)
EFFECT OF EXCHANGE RATE CHANGES ON THE BALANCE OF CASH HELD IN FOREIGN CURRENCIES	(324,035)	98,364
NET INCREASE (DECREASE) IN CASH AND CASH EQUIVALENTS	1,498,618	(621,501)
CASH AND CASH EQUIVALENTS, BEGINNING OF YEAR	5,703,893	6,325,394
CASH AND CASH EQUIVALENTS, END OF YEAR	$ 7,202,511	$ 5,703,893

The accompanying notes are an integral part of the consolidated financial statements. (Concluded)

NUVOTON TECHNOLOGY CORPORATION

PARENT COMPANY ONLY BALANCE SHEETS
DECEMBER 31, 2025 AND 2024
(In Thousands of New Taiwan Dollars)

	2025		2024	
ASSETS	**Amount**	**%**	**Amount**	**%**
CURRENT ASSETS				
Cash and cash equivalents (Notes 4 and 6)	$ 2,268,871	10	$ 966,717	5
Financial assets at fair value through profit or loss - current (Notes 4 and 7)	627	-	-	-
Accounts receivable, net (Notes 4 and 8)	1,196,171	5	924,929	4
Accounts receivable from related parties, net (Notes 4, 8 and 29)	1,415,663	6	1,615,988	7
Other receivables (Note 29)	81,854	-	83,929	1
Inventories (Notes 4 and 9)	3,139,435	14	3,337,492	15
Other current assets	425,301	2	505,771	2
Total current assets	8,527,922	37	7,434,826	34
NON-CURRENT ASSETS				
Financial assets at fair value through other comprehensive income - non-current (Notes 4 and 10)	740,840	3	1,382,936	6
Investments accounted for using equity method (Notes 4 and 11)	12,401,643	53	11,785,340	53
Property, plant and equipment (Notes 4 and 12)	920,317	4	847,483	4
Right-of-use assets (Notes 4, 13 and 29)	163,600	1	111,089	-
Intangible assets (Notes 4 and 14)	412,404	2	345,972	2
Deferred tax assets (Notes 4 and 22)	28,275	-	51,000	-
Refundable deposits (Notes 29 and 30)	112,905	-	112,834	1
Total non-current assets	14,779,984	63	14,636,654	66
TOTAL	$ 23,307,906	100	$ 22,071,480	100
LIABILITIES AND EQUITY				
CURRENT LIABILITIES				
Financial liabilities at fair value through profit or loss - current (Notes 4 and 7)	$ 4,177	-	$ 6,316	-
Accounts payable	1,057,573	4	961,157	4
Accounts payable to related parties (Note 29)	728,681	3	858,174	4
Other payables (Notes 17 and 29)	1,848,509	8	1,654,622	8
Current tax liabilities (Notes 4 and 22)	128,061	1	205,098	1
Lease liabilities - current (Notes 4, 13 and 29)	44,864	-	25,801	-
Current portion of long-term borrowings (Note 16)	-	-	285,714	1
Other current liabilities (Note 18)	1,098,458	5	1,234,515	6
Total current liabilities	4,910,323	21	5,231,397	24
NON-CURRENT LIABILITIES				
Financial liabilities at fair value through profit or loss - non-current (Notes 4 and 7)	10,277	-	-	-
Bonds payable (Notes 4 and 15)	4,865,294	21	-	-
Long-term borrowings (Note 16)	-	-	571,429	3
Products guarantee based on commitment (Note 4)	101,891	1	101,891	-
Lease liabilities - non-current (Notes 4, 13 and 29)	100,647	-	64,471	-
Net defined benefit liabilities - non-current (Notes 4 and 19)	153,127	1	202,983	1
Guarantee deposits (Notes 4, 20 and 29)	35,085	-	222,846	1
Other non-current liabilities	13,426	-	13,426	-
Total non-current liabilities	5,279,747	23	1,177,046	5
Total liabilities	10,190,070	44	6,408,443	29
EQUITY				
Share capital (Note 21)	4,197,653	18	4,197,653	19
Capital surplus (Note 21)	7,099,820	30	6,997,593	32
Retained earnings (Note 21)				
Legal reserve	1,714,521	8	1,693,267	8
Special reserve	1,214,038	5	1,190,819	5
Unappropriated earnings	496,714	2	2,797,743	13
Exchange differences on translation of financial statements of foreign operations (Notes 4 and 21)	(2,015,710)	(9)	(1,617,353)	(8)
Unrealized gains on financial assets at fair value through other comprehensive income (Notes 4 and 21)	410,800	2	403,315	2
Total equity	13,117,836	56	15,663,037	71
TOTAL	$ 23,307,906	100	$ 22,071,480	100

The accompanying notes are an integral part of the parent company only financial statements.

NUVOTON TECHNOLOGY CORPORATION

PARENT COMPANY ONLY STATEMENTS OF COMPREHENSIVE INCOME
FOR THE YEARS ENDED DECEMBER 31, 2025 AND 2024
(In Thousands of New Taiwan Dollars, Except Earnings (Losses) Per Share)

	2025		2024	
	Amount	%	Amount	%
OPERATING REVENUE (Notes 4 and 29)	$ 18,993,451	100	$ 19,051,813	100
OPERATING COST (Notes 9 and 29)	12,749,580	67	13,078,484	69
GROSS PROFIT	6,243,871	33	5,973,329	31
OPERATING EXPENSES (Notes 23 and 29)				
Selling expenses	297,094	2	266,819	1
General and administrative expenses	827,298	4	744,112	4
Research and development expenses	4,465,968	24	4,163,189	22
Expected credit loss (gain)	4,553	-	80	-
Total operating expenses	5,594,913	30	5,174,200	27
PROFIT FROM OPERATIONS	648,958	3	799,129	4
NON-OPERATING INCOME AND EXPENSES (Note 29)				
Finance costs	(117,471)	-	(21,560)	-
Share of (loss) profit of subsidiaries and associates accounted for using equity method	(1,898,770)	(10)	(521,115)	(3)
Interest income	113,803	1	50,308	-
Dividend income	60,842	-	61,621	1
Other gains and losses	16,495	-	22,183	-
Gains (losses) on disposal of property, plant and equipment	1,231	-	(850)	-
Gains on disposal of intangible assets	1,153	-	-	-
Foreign exchange gains (losses)	(339,516)	(2)	51,158	-
Gains (losses) on financial assets at fair value through profit or loss	(35,369)	-	(53,023)	-
Total non-operating income and expenses	(2,197,602)	(11)	(411,278)	(2)
(LOSS) PROFIT BEFORE INCOME TAX	(1,548,644)	(8)	387,851	2
INCOME TAX EXPENSE (Notes 4 and 22)	(116,000)	(1)	(168,002)	(1)
NET (LOSS) PROFIT FOR THE YEAR	(1,664,644)	(9)	219,849	1

(Continued)

NUVOTON TECHNOLOGY CORPORATION

PARENT COMPANY ONLY STATEMENTS OF COMPREHENSIVE INCOME
FOR THE YEARS ENDED DECEMBER 31, 2025 AND 2024
(In Thousands of New Taiwan Dollars, Except Earnings (Losses) Per Share)

	2025		2024	
	Amount	%	Amount	%
OTHER COMPREHENSIVE INCOME (LOSS)				
Items that will not be reclassified subsequently to profit or loss:				
Remeasurement of defined benefit plans (Notes 4 and 19)	$ 38,256	-	$ (9,888)	-
Unrealized gains (losses) on investments in equity instruments at fair value through other comprehensive income	(476,449)	(2)	88,364	-
Share of other comprehensive income (loss) of subsidiaries and associates accounted for using equity method	(60,328)	-	(47,906)	-
Income tax related to items that will not be reclassified subsequently to profit or loss	82,000	-	-	-
Items that may be reclassified subsequently to profit or loss:				
Exchange differences on translation of the financial statements of foreign operations	(398,357)	(2)	(61,093)	-
Other comprehensive income (loss) for the year, net of income tax	(814,878)	(4)	(30,523)	-
TOTAL COMPREHENSIVE (LOSS) INCOME FOR THE YEAR	$ (2,479,522)	(13)	$ 189,326	1
(LOSSES) EARNINGS PER SHARE (Notes 4 and 24)				
From continuing operations				
Basic	$ (3.97)		$ 0.52	
Diluted			$ 0.52	

The accompanying notes are an integral part of the parent company only financial statements.

(Concluded)

NUVOTON TECHNOLOGY CORPORATION

PARENT COMPANY ONLY STATEMENTS OF CHANGES IN EQUITY
FOR THE YEARS ENDED DECEMBER 31, 2025 AND 2024
(In Thousands of New Taiwan Dollars)

			Retained Earnings			Other Equity		
	Ordinary Share	Capital Surplus	Legal Reserve	Special Reserve	Unappropriated Earnings	Exchange Differences on Translation of Financial Statements of Foreign Operations	Unrealized Gains (Losses) on Financial Assets at Fair Value Through Other Comprehensive Income	Total Equity
BALANCE AT JANUARY 1, 2024	$ 4,197,653	$ 6,995,630	$ 1,447,316	$ 710,979	$ 4,570,285	$ (1,556,260)	$ 365,441	$ 16,731,044
Appropriation of 2023 earnings (Note 21)								
Legal reserve	-	-	245,951	-	(245,951)	-	-	-
Special reserve	-	-	-	479,840	(479,840)	-	-	-
Cash dividends	-	-	-	-	(1,259,296)	-	-	(1,259,296)
Total appropriation earnings	-	-	245,951	479,840	(1,985,087)	-	-	(1,259,296)
Net profit for the year ended December 31, 2024	-	-	-	-	219,849	-	-	219,849
Other comprehensive income (loss) for the year ended December 31, 2024, net of income tax	-	-	-	-	(7,304)	(61,093)	37,874	(30,523)
Total comprehensive income (loss) for the year ended December 31, 2024	-	-	-	-	212,545	(61,093)	37,874	189,326
Unclaimed dividends from claims extinguished by prescriptions	-	20	-	-	-	-	-	20
Share-based payment transaction (Note 26)	-	1,943	-	-	-	-	-	1,943
BALANCE AT DECEMBER 31, 2024	4,197,653	6,997,593	1,693,267	1,190,819	2,797,743	(1,617,353)	403,315	15,663,037
Appropriation of 2024 earnings (Note 21)								
Legal reserve	-	-	21,254	-	(21,254)	-	-	-
Special reserve	-	-	-	23,219	(23,219)	-	-	-
Cash dividends	-	-	-	-	(167,906)	-	-	(167,906)
Total appropriation earnings	-	-	21,254	23,219	(212,379)	-	-	(167,906)
Net loss for the year ended December 31, 2025	-	-	-	-	(1,664,644)	-	-	(1,664,644)
Other comprehensive income (loss) for the year ended December 31, 2025, net of income tax	-	-	-	-	38,272	(398,357)	(454,793)	(814,878)
Total comprehensive income (loss) for the year ended December 31, 2025	-	-	-	-	(1,626,372)	(398,357)	(454,793)	(2,479,522)
Changes in ownership interests in subsidiaries	-	(10,804)	-	-	-	-	-	(10,804)
Equity component of convertible issuance of bonds	-	112,804	-	-	-	-	-	112,804
Disposal of investments in equity instruments designated as at fair value through other comprehensive income (Note 10)	-	-	-	-	(462,278)	-	462,278	-
Unclaimed dividends from claims extinguished by prescriptions	-	227	-	-	-	-	-	227
BALANCE AT DECEMBER 31, 2025	$ 4,197,653	$ 7,099,820	$ 1,714,521	$ 1,214,038	$ 496,714	$ (2,015,710)	$ 410,800	$ 13,117,836

The accompanying notes are an integral part of the parent company only financial statements.

NUVOTON TECHNOLOGY CORPORATION

PARENT COMPANY ONLY STATEMENTS OF CASH FLOWS
FOR THE YEARS ENDED DECEMBER 31, 2025 AND 2024
(In Thousands of New Taiwan Dollars)

	2025	2024
CASH FLOWS FROM OPERATING ACTIVITIES		
(Loss) profit before income tax	$ (1,548,644)	$ 387,851
Adjustments for:		
Depreciation expense	257,183	246,956
Amortization expense	177,808	258,086
Expected credit loss recognized on accounts receivable	4,553	80
Finance costs	117,471	21,560
Interest income	(113,803)	(50,308)
Dividend income	(60,842)	(61,621)
Compensation costs of share-based payment transaction	-	1,943
Share of loss (profit) of subsidiaries and associates	1,898,770	521,115
Unrealized (loss) gain	(1,069)	751
(Gains) losses on disposal of property, plant and equipment	(1,231)	850
Gains on disposal of intangible assets	(1,153)	-
Government grants	(59,429)	(11,473)
Changes in operating assets and liabilities		
(Increase) decrease in financial assets at fair value through profit or loss	(791)	12,286
(Increase) decrease in accounts receivable	(376,376)	(477,940)
(Increase) decrease in accounts receivable from related parties	200,325	(24,119)
(Increase) decrease in other receivables	(5,329)	(7,946)
(Increase) decrease in inventories	198,057	(50,662)
(Increase) decrease in other current assets	80,470	(100,328)
Increase (decrease) in accounts payable	96,416	227,478
Increase (decrease) in accounts payable to related parties	(129,493)	(182,297)
Increase (decrease) in other payables	183,314	20,683
Increase (decrease) in other current liabilities	(199,404)	(149,173)
Increase (decrease) in net defined benefit liabilities	(11,600)	(13,556)
Cash flows generated from (used in) operations	705,203	570,216
Interest received	113,054	52,362
Interest paid	(14,772)	(21,651)
Income tax paid	(88,312)	(153,823)
Dividend received	60,842	61,621
Net cash flows generated from (used in) operating activities	776,015	508,725
CASH FLOWS FROM INVESTING ACTIVITIES		
Acquisition of financial assets at fair value through other comprehensive income	-	(30,000)
Disposal of financial assets at fair value through other comprehensive income	164,847	30,000
Proceeds from capital reduction of financial assets at fair value through other comprehensive income	800	450
Acquisition of investments accounted for using equity method	(3,067,500)	(36,783)

(Continued)

NUVOTON TECHNOLOGY CORPORATION

PARENT COMPANY ONLY STATEMENTS OF CASH FLOWS
FOR THE YEARS ENDED DECEMBER 31, 2025 AND 2024
(In Thousands of New Taiwan Dollars)

	2025	2024
Dividends received from investments accounted for using equity method	$ 2,373	$ 10,134
Proceeds from liquidation of a subsidiary, net	81,634	-
Acquisition of property, plant and equipment	(226,109)	(286,890)
Disposal of property, plant and equipment	1,231	117
Acquisition of intangible assets	(277,692)	(170,570)
Increase in refundable deposits paid	(71)	(2,950)
Government subsidies	54,000	21,000
Net cash flows used in investing activities	(3,266,487)	(465,492)
CASH FLOWS FROM FINANCING ACTIVITIES		
Repayments of long-term borrowings	(857,143)	(142,857)
Repayments of guarantee deposits received	(23,833)	(63,937)
Proceeds from issuance of bonds	4,883,290	-
Repayments of the principal portion of lease liabilities	(41,782)	(44,845)
Dividends paid to owners of the Company	(167,906)	(1,259,296)
Net cash flows generated from (used in) financing activities	3,792,626	(1,510,935)
NET INCREASE (DECREASE) IN CASH AND CASH EQUIVALENTS	1,302,154	(1,467,702)
CASH AND CASH EQUIVALENTS, BEGINNING OF YEAR	966,717	2,434,419
CASH AND CASH EQUIVALENTS, END OF YEAR	$ 2,268,871	$ 966,717

The accompanying notes are an integral part of the parent company only financial statements.

(Concluded)

Nuvoton Technology Corp.

Legal Representative: Yuan-Mou Su