京东物流

JD Logistics, Inc.
京东物流股份有限公司

(A company incorporated in the Cayman Islands with limited liability)

Stock Code: 2618

2025 Annual Report



CONTENTS

2 Corporate Information
4 Financial Summary
5 CEO's Statement
7 Management Discussion and Analysis
27 Directors and Senior Management
33 Report of the Directors
81 Corporate Governance Report
101 Independent Auditor's Report
105 Consolidated Statement of Profit or Loss
106 Consolidated Statement of Comprehensive Income
107 Consolidated Statement of Financial Position
109 Consolidated Statement of Changes in Equity
111 Consolidated Statement of Cash Flows
113 Notes to the Consolidated Financial Statements
202 Definitions

CORPORATE INFORMATION

Board of Directors

Executive Director

Zhenhui Wang (王振輝) *(Chief Executive Officer)*
(appointed on November 13, 2025)
Wei Hu (胡偉) *(Chief Executive Officer)*
(resigned on November 13, 2025)

Non-executive Director

Richard Qiangdong Liu (劉強東) *(Chairman)*

Independent Non-Executive Directors

Nora Gu Yi Wu (顧宜)
Christina Gaw (吳燕安)
Laura J. Peterson
(appointed on December 29, 2025)
Xiande Zhao (趙先德)
Yang Zhang (張揚)
Lin Ye (葉林)
Yi Hoi Tang (鄧以海)
(appointed on August 14, 2025)

Audit Committee

Nora Gu Yi Wu (顧宜) *(Chairperson)*
Christina Gaw (吳燕安)
Xiande Zhao (趙先德)

Remuneration Committee

Xiande Zhao (趙先德) *(Chairperson)*
Nora Gu Yi Wu (顧宜)
(resigned on December 29, 2025)
Lin Ye (葉林)
Yi Hoi Tang (鄧以海)
(appointed on December 29, 2025)

Nomination Committee

Richard Qiangdong Liu (劉強東) *(Chairperson)*
Nora Gu Yi Wu (顧宜)
(appointed on December 29, 2025)
Lin Ye (葉林)
(resigned on December 29, 2025)
Yang Zhang (張揚)

Company Secretary

Ming King Chiu (趙明璟)

Authorized Representatives

Zhenhui Wang (王振輝)
(appointed on November 13, 2025)
Wei Hu (胡偉)
(resigned on November 13, 2025)
Ming King Chiu (趙明璟)

Auditor

Deloitte Touche Tohmatsu
Certified Public Accountants
Registered Public Interest Entity Auditor

Registered Office

PO Box 309
Ugland House
Grand Cayman, KY1-1104
Cayman Islands

Headquarters

8th Floor, Building 2
Jingdong Headquarters
No. 20 Kechuang 11 Street
Yizhuang Economic and Technological Development Zone
Daxing District,
Beijing 101111
People's Republic of China

Room 302, 3rd Floor
Zhiheng Building
E-Commerce Industrial Park
Suyu District, Suqian
People's Republic of China

Principal Place of Business in Hong Kong

Room 1901, 19/F
Lee Garden One
33 Hysan Avenue
Causeway Bay Hong Kong

Legal Advisors

As to Hong Kong law and United States law
Skadden, Arps, Slate, Meagher & Flom and affiliates

As to PRC law
Shihui Partners

As to Cayman Islands law
Maples and Calder (Hong Kong) LLP

Principal Share Registrar and Transfer Office

Maples Fund Services (Cayman) Limited
P.O. Box 1093
Boundary Hall, Cricket Square
Grand Cayman, KY1-1102
Cayman Islands

Hong Kong Share Registrar

Computershare Hong Kong Investor Services Limited
Shops 1712–1716, 17th Floor
Hopewell Centre
183 Queen's Road East
Wanchai
Hong Kong

Principal Banks

Bank of China Limited
Bank of China Limited, Suqian Suyu Branch
JPMorgan Chase Bank (China) Company Limited
China Minsheng Banking Corp., Ltd.
Shanghai Pudong Development Bank Co., Ltd.

Stock Code

2618

Company Website

https://ir.jdl.com

FINANCIAL SUMMARY

Condensed Consolidated Statements of Profit or Loss and Statements of Comprehensive Income/(Loss)

	Year ended December 31,				
	2025	2024	2023	2022	2021
	RMB'000	RMB'000	RMB'000	RMB'000	RMB'000
Revenue	**217,146,986**	182,837,584	166,624,712	137,402,008	104,693,402
Gross profit	**19,767,969**	18,698,413	12,683,157	10,099,637	5,784,076
Profit/(loss) before income tax	**7,332,295**	7,715,683	1,618,912	(814,180)	(15,600,358)
Profit/(loss) for the year	**6,890,045**	7,087,553	1,167,195	(1,090,294)	(15,660,732)
Profit/(loss) attributable to owners of the Company	**6,646,683**	6,197,567	616,193	(1,396,834)	(15,841,960)
Total comprehensive income/(loss) for the year	**6,133,484**	7,504,495	1,377,938	1,310,183	(15,275,536)
Total comprehensive income/(loss) attributable to owners of the Company	**5,877,584**	6,615,881	831,735	1,032,123	(15,456,764)
***Non-IFRS measures*[1]**					
Non-IFRS profit/(loss) for the year	**7,710,685**	7,916,774	2,760,844	866,031	(1,225,916)
Non-IFRS EBITDA for the year	**20,603,137**	20,343,145	14,605,753	10,988,724	6,759,556

(1) See the section headed "Non-IFRS Measures" for more information about the non-IFRS measures.

Condensed Consolidated Statements of Financial Position

	As of December 31,				
	2025	2024	2023	2022	2021
	RMB'000	RMB'000	RMB'000	RMB'000	RMB'000
ASSETS					
Non-current assets	**65,856,672**	50,127,600	56,243,295	49,093,114	31,394,201
Current assets	**58,742,886**	67,740,188	56,658,422	57,604,157	45,400,867
Total assets	**124,599,558**	117,867,788	112,901,717	106,697,271	76,795,068
EQUITY					
Equity attributable to owners of the Company	**54,680,371**	55,319,966	48,157,915	46,580,700	37,938,096
Non-controlling interests	**5,104,358**	7,646,954	7,215,720	6,627,861	2,451,037
Total equity	**59,784,729**	62,966,920	55,373,635	53,208,561	40,389,133
LIABILITIES					
Non-current liabilities	**20,445,550**	15,188,819	18,196,682	19,242,483	11,860,354
Current liabilities	**44,369,279**	39,712,049	39,331,400	34,246,227	24,545,581
Total liabilities	**64,814,829**	54,900,868	57,528,082	53,488,710	36,405,935
Total equity and liabilities	**124,599,558**	117,867,788	112,901,717	106,697,271	76,795,068

CEO'S STATEMENT

Dear Shareholders,

In 2025, the macroeconomy maintained a steady and progressive trajectory, characterized by a stable recovery in the consumer market and the further unleashing of domestic demand potential. Amidst a continuously transforming global supply chain landscape, JD Logistics remained committed to the mission of "drive superior efficiency and sustainability for global supply chain through technology". Over this year, JD Logistics focused on building core capabilities by comprehensively optimizing fulfillment timeliness, accelerating overseas network expansion, and deepening the application of automation and AI technologies. We continuously solidified our operational capabilities as well as the competitiveness of our products and services, leveraging integrated supply chain solutions, premium services, and leading technology, and thus drove high-quality growth. In 2025, our total revenue reached RMB217.1 billion, increasing by 18.8% year-over-year.

We continue to cultivate our primary business in the integrated supply chain services market. The solid development of our integrated supply chain business is underpinned by the efficient warehouse network, which spans nationwide and extends globally. As of December 31, 2025, we operated over 1,600 warehouses, with an aggregate gross floor area ("**GFA**") of more than 34 million square meters. Leveraging our comprehensive network coverage, leading digital and intelligent capabilities, and deep industry insights, we offer a full spectrum of integrated supply chain solutions to customers. Notably, the integration of the on-demand delivery business completed the last-mile delivery network for ultimate timeliness, further enhancing our comprehensive end-to-end service capabilities. This will not only improve operational efficiency and user experience, but also open up broader space for our future business expansion. In 2025, revenue from external integrated supply chain customers reached RMB35.9 billion, increasing by 11.2% year-over-year. The number of external integrated supply chain customers reached 91,161, increasing by 13.0% year-over-year, showing steady growth momentum.

While continuously consolidating our domestic supply chain advantages, we are also firmly advancing our globalization strategy by systematically replicating and extending our mature supply chain model accumulated domestically into overseas markets. In 2025, we successfully achieved the strategic goal of "doubling the area of self-operated overseas warehouses" by launching new warehouses in overseas countries, such as the United States, the United Kingdom, France, Poland, South Korea, Vietnam, and Saudi Arabia, and covered 25 countries and regions worldwide as of the end of 2025.

Beyond that, in 2025, we launched our self-operated express delivery brand "JoyExpress" in Saudi Arabia in the Middle East, as well as in the key regions of European countries including the United Kingdom, France, Germany, and the Netherlands. This marked a further upgrade in our localized operational capabilities for overseas business. Underpinned by the existing overseas warehouse services, we have established a comprehensive logistics network in multiple regions covering the entire spectrum from warehousing, sorting and transportation to last-mile delivery, thereby significantly enhancing fulfillment efficiency and service reliability. Leveraging our improving overseas network deployment and supply chain capabilities, we empowered a growing number of Chinese brands, overseas local enterprises, and cross-border e-commerce platforms by providing them with efficient, reliable, and comprehensive logistics services. While significantly enhancing the experience of overseas customers, this also drove the rapid growth of our overseas business in 2025.

Furthermore, we fully leverage our strength in delivering premium service and customer experience, while continuously enhancing our timeliness capabilities. In terms of our timeliness network, as of the end of 2025, JD Airlines expanded its self-operated all-cargo fleet to 12 airplanes, further improving its aviation network layout. This has enabled the efficient connectivity across domestic key economic regions and the extending coverage to overseas markets such as Southeast Asia, strongly supporting service reliability and broader coverage for time-sensitive products like fresh produce. The recent introduction of our first A330 wide-body airplane will further enhance timeliness and capacity of cross-border and long-distance transport, optimize user experience, and improve the operational efficiency.

Guided by our mission of being "technology-driven", we are deeply integrating automation equipment and AI technologies across all operational stages including warehousing, sorting, transportation, and delivery. In 2025, our self-developed LangzuTech Goods-to-Person (GTP) automated warehousing solution entered a new phase of nationwide replication and application, operating in over 20 warehouses to achieve high-density storage and improve picking efficiency significantly. In the last-mile delivery stage, over 1,000 unmanned vehicles have entered regular operations for transfers between delivery stations and delivery zones, effectively validating their potential to reduce the last-mile delivery costs.

Looking ahead, we will leverage the industry's most extensive operational scenarios and the most complete operational chains to go further in the deployment of automated equipment for an end-to-end intelligent operational system, driving the improvement of operational efficiency and cost optimization.

Appreciation

On behalf of the Board, I would like to express sincere gratitude to all our employees for their hard work, and to our customers and business partners for their great support. Meanwhile, I would express my heartfelt thanks to our shareholders and stakeholders for their consistent trust and companionship.

Looking ahead, JD Logistics will continue to center on "experience, cost, and efficiency". We remain steadfast in our commitment to undertaking substantive, valuable, and long-term actions. By focusing on our core strength in "integrated supply chain", upholding our original aspiration of "customer first", and guided by our mission of being "technology-driven", we aim to achieve high-quality growth and, in turn, advance the sustainable development of the industry.

Zhenhui Wang
Executive Director and CEO

March 5, 2026

MANAGEMENT DISCUSSION AND ANALYSIS

Business Review

As a leading technology-driven supply chain solutions and logistics services provider, with the mission to "drive superior efficiency and sustainability for global supply chain through technology", we adhered to our "customer-first" approach and continued to cultivate our primary business in the integrated supply chain services market, constantly creating value for our customers through the trusted services. In 2025, we firmly advanced capacity building, and through strategic initiatives in key areas such as timeliness networks, international business expansion, and technological innovation, we continuously consolidated our competitiveness to provide high-quality logistics solutions and services to more customers.

In 2025, amid steady macroeconomic growth, JD Logistics recorded sound double-digit revenue growth in both the fourth quarter and the full year, fueled by our continuously consolidated integrated supply chain capabilities, more comprehensive product portfolio, and improved service quality. In 2025, our total revenue reached RMB217.1 billion, increasing by 18.8% year-over-year, of which revenue from external customers was RMB136.8 billion, increasing by 7.1% year-over-year.

We continue to strengthen our integrated supply chain capabilities, successfully extending our service capabilities to the on-demand delivery scenarios in 2025. In the second quarter of 2025, we began recruiting and managing full-time riders to participate in delivery services of JD Food Delivery. In October 2025, we acquired 100% equity interest in wholly-owned subsidiaries engaged in the local on-demand delivery services business from JD Group. These initiatives have not only further completed our end-to-end integrated fulfillment capabilities, but also enriched our comprehensive product portfolio and business footprint.

Leveraging our continuously evolving supply chain capabilities, we expand the business scope and service depth of our integrated supply chain solutions. Backed by our omni-channel supply chain solutions as well as differentiated and high-standard services such as "integrated delivery and installation", and "reverse restoration", we have deepened our collaborations with leading companies in various industries such as fast-moving consumer goods (FMCG), home appliances and home furniture, and automotive. These initiatives not only help customers reduce costs and improve efficiency, but also continuously strengthen our industry insights and service capabilities, driving the steady growth of our integrated supply chain business.

In overseas markets, we successfully achieved the strategic goal of "doubling the area of self-operated overseas warehouses", continuously strengthening our warehousing network and fulfillment capabilities. As of December 31, 2025, we operated nearly 200 bonded warehouses, international direct distribution warehouses and overseas warehouses, covering an aggregate GFA of nearly 2 million square meters. Leveraging our mature supply chain expertise accumulated domestically, we provide end-to-end logistics solutions and premium fulfillment services to a wide range of Chinese brands and local customers, earning widespread trust. In 2025, we made significant progress in the Americas, Europe, the Middle East, and the Asia-Pacific region, driving strong growth in our overseas business.

In terms of technological innovation, we actively promote the global application of self-developed automation equipment. In the fourth quarter of 2025, JD Logistics' first overseas LangzuTech warehouse was officially put into operation in the United Kingdom. In December 2025, JD Logistics' drones successfully completed the first overseas test flight in Saudi Arabia. The implementation of this series of benchmark projects has strongly ensured the ultimate fulfillment experience of our overseas business and validated the global replicability of our technical solutions.

Integrated Supply Chain Logistics Solutions and Services

We provide supply chain management and operational services to our customers. Leveraging the industry insights and service capabilities accumulated over the long term, we are well-positioned to meet the diverse needs of customers across various industries, helping them optimize inventory management, streamline internal resource allocation, and remarkably reduce operating costs. Through comprehensive cost reduction and efficiency improvement across the entire chain, we assist customers in rapid decision-making and agile response within the ever-changing business environment.

In 2025, our revenue from integrated supply chain customers reached RMB116.2 billion, representing a year-over-year increase of 33.0%. Among this, revenue from external integrated supply chain customers reached RMB35.9 billion, representing a year-over-year increase of 11.2%, maintaining a steady growth trend. In 2025, the number of our external integrated supply chain customers amounted to 91,161, representing a year-over-year increase of 13.0%. The average revenue per customer ("**ARPC**") of our external integrated supply chain customers amounted to RMB394 thousand.

We provide industry-specific integrated supply chain solutions and service products for customers in FMCG, home appliances and home furniture, 3C, apparel, automotive, fresh produce, and other industries. Building upon our keen insight into business flow and profound understanding of goods circulation, we continuously consolidate our high-standard and differentiated service capabilities, actively explore opportunities in niche segments and provide products and solutions tailored to the unique needs and pain points of customers across different industries based on their specific characteristics. This is how we are committed to creating quantifiable value for partners across various fields.

In the consumer goods Industry, we achieved a significant breakthrough in the high-end market. In 2025, we successfully launched integrated warehousing and distribution cooperation with a globally renowned luxury and travel retailer. To meet the high logistics standards of the luxury industry, we provided an end-to-end solution covering BC multi-scenario support, reverse logistics and quality inspection. The solution featured professional capabilities including constant temperature and humidity control, explosion-proofing for cosmetics and fragrances, and secure storage for high-value goods. To address the pain point previously faced by the customer, specifically scattered inventory across multiple downstream channels and low management efficiency, we leveraged the leading intelligent warehousing system, and helped the customer achieve highly efficient, centralized management within a single warehouse. This initiative substantially improved space utilization and drove the customer's comprehensive logistics costs to drop significantly compared to the original model. Furthermore, it fully validated our exceptional operational capabilities in complex and high-barrier scenarios, laying a solid foundation for our future expansion in the luxury and high-end retail markets.

In the home appliance industry, we continue to broaden our collaboration with home appliance brands by leveraging differentiated capabilities such as "reverse restoration" and "integrated delivery and installation". For instance, in 2025, we further extended the service chain with a leading home appliance brand, creating a closed loop spanning from forward logistics to reverse recycling and packaging refurbishment. This comprehensive end-to-end service matrix not only helped the customer mitigate the impact of external market fluctuations, but also generated significant business growth for us.

While our domestic integrated supply chain business maintains sound growth, we are also firmly advancing our globalization strategy by systematically replicating and extending our mature supply chain model accumulated domestically into international markets.

In terms of overseas warehouse coverage, in 2025, we successfully achieved the strategic goal of "doubling the area of self-operated overseas warehouses". We launched multiple new overseas warehouses in countries such as the United States, the United Kingdom, France, Poland, South Korea, Vietnam, and Saudi Arabia. As of the end of 2025, our warehouse network covered 25 countries and regions worldwide. Driven by our enhanced overseas network layout and supply chain capabilities, we empower a growing number of Chinese brands, overseas local enterprises, and cross-border e-commerce platforms by offering them efficient and reliable logistics services.

In terms of our fulfillment network, in 2025, we launched our self-operated express delivery brand, "JoyExpress", in Saudi Arabia in the Middle East, as well as in core regions across the United Kingdom, France, Germany, and the Netherlands in Europe. This marks a further upgrade of our localized operational capabilities in overseas markets.

In Saudi Arabia, we launched our local delivery business in June 2025. Tailored to local market characteristics, we introduced high-standard services such as to-door delivery and cash on delivery (COD), achieving high-timeliness coverage in core cities including Riyadh, Jeddah, and Dammam. We have established a complete local logistics network spanning warehousing, sorting, and last-mile delivery, enabling us to provide diversified logistics solutions, including integrated supply chain and express delivery services, to a wide range of customers, thereby significantly enhancing service reliability.

In Europe, specifically in the United Kingdom, France, Germany, and the Netherlands, we recently leveraged our existing warehousing network and industry-leading automation technologies to pioneer "211" time-definite delivery coverage in key regions. Furthermore, we provided "integrated delivery and installation" services for large home appliances, meeting local consumer demands for high-quality one-stop logistics services with ultimate speed and superior experience.

We achieved new breakthroughs in business expansion in 2025, benefiting from the enhancement of our warehouse network coverage and fulfillment capabilities. We have successfully strengthened cooperation with more industry-leading customers, significantly enhancing customer stickiness while driving rapid growth in our overseas business.

For instance, in 2025, leveraging the bonded warehouse clusters operated in the Jebel Ali Free Zone, we successfully provided regional bonded hub warehouse services for multiple leading Chinese automotive brands going global and cross-border e-commerce platforms. Capitalizing on Dubai's globally leading sea-air multi-modal transport network and the policy advantages of the free zone, we have established bonded warehouse clusters that efficiently serve neighboring countries and regions such as Gulf Cooperation Council (GCC) countries, Africa, and South Asia. Utilizing the operational model of "bonded upon entry, duty payment upon exit from the zone", we support customers in strategic storage and deferred distribution under bonded status, achieving consolidated inventory management that enables "one warehouse for multiple countries". This model has not only effectively eliminated the need for redundant inventory in multiple countries, but also helped the customers substantially reduce inventory costs and accelerate inventory turnover.

Other Customers

While continuously enhancing our integrated supply chain logistics and service capabilities, we also continue to consolidate our timeliness delivery network, enhancing service timeliness and customer experience, all of which strengthen the market competitiveness of our express delivery, freight delivery, and other offerings, driving high-quality business growth. In 2025, our revenue from other customers, including revenue from express delivery and freight delivery, reached RMB100.9 billion, increasing by 5.7% year-over-year.

We continue to strengthen the construction of our timeliness capabilities. In terms of our aviation network, as of December 31, 2025, JD Airlines expanded its self-operated all-cargo fleet to 12 airplanes, constructing an efficient air cargo network covering domestic key economic regions and extending to overseas markets such as Southeast Asia. In 2025, we launched multiple domestic and international cargo routes, including Shenzhen, China — Bangkok, Thailand, Chengdu, China — Yangon, Myanmar and Shenzhen, China — Singapore, continuously expanding our global air logistics footprint. The recent official introduction of the first A330 wide-body cargo airplane marks a significant breakthrough in our cross-border transportation capabilities and long-distance route capacity. The gradually expanding fleet will not only enhance the timeliness of air cargo transportation but also provide exceptionally stable capacity support for products requiring high timeliness, such as our fresh produce delivery services, further optimizing user experience and driving continuous improvement in operational efficiency.

The enhancement of timeliness capabilities strongly supports our ability to precisely meet the demand for efficient logistics assurance from more customers and contributes to significant business growth.

In terms of the express delivery services, we fully leverage the advantage of our premium service to focus on timeliness and high-quality business, thereby constantly strengthening JD Logistics' market recognition of ultimate timeliness and superior experience. Through the enhancement of operational capabilities and optimization of customer experience, we have effectively driven rapid growth in timeliness business. In 2025, we continued to strengthen our focus on the high-value fresh produce business, with revenue from key fresh produce projects such as lychees, hairy crabs, and beef and lamb showing substantial year-over-year growth.

For example, to serve beef and lamb originating from Qinghai, we recently launched a dedicated all-cargo airplane route, enabling as fast as the "next-morning delivery" from Qinghai and surrounding areas to dozens of cities in key economic regions such as Beijing and Shanghai. Leveraging all-cargo airplane resources and a cold chain transport network integrating "air-rail-land" coordination, we ensured that fresh beef and lamb can reach dining tables nationwide within as fast as 24 hours, addressing pain points such as low efficiency and preservation challenges in traditional transport models. This commitment to the ultimate freshness supports cross-regional sales growth for specialty agricultural products from production zones.

While making progress in our business, we have remained guided by our core value of "customer-first". As a result, we have received widespread trust from customers and consumers for our professional and reliable services. According to survey results published by the State Post Bureau of the People's Republic of China, our express delivery services have consistently maintained best-in-class customer satisfaction ratings. In 2025, JD Logistics maintained the industrial leadership in satisfaction rankings for comprehensive express delivery service across multiple mainstream e-commerce platforms.

In 2025, actively responding to the national call for large-scale equipment renewal and consumer goods trade-in program ("**State Subsidies**"), we leveraged our service advantages to efficiently support the implementation of "State Subsidies" policies in home appliance. In response to the high standards for logistics fulfillment, verification, and risk control during policy implementation, we maintained our consistent high-quality services, such as "to-door delivery" and "integrated delivery and installation", while deeply integrating technological empowerment. We achieved intelligent monitoring and evidence collection across the entire process of "delivery, installation, and dismantling of old appliance" through the precise application of cutting-edge technologies like AI image recognition and scenario detection. This initiative not only delivered consumers a convenient and efficient receipt experience, but also offered accurate and traceable verification evidence for merchants and regulatory authorities. It effectively ensured the authenticity and compliance of subsidy distribution, further demonstrating our professional service capabilities and technological leadership in high-value, high-complexity logistics scenarios, while helping customers drive simultaneous improvements in both operational efficiency and business growth.

In terms of the freight delivery services, with the consolidation of Deppon Logistics and Kuayue Express, we rank among the top tier in China in terms of scale of freight delivery services. Regarding business development, we have focused on the industry-specific characteristics and refined our transportation solutions to provide customers with stable, reliable, and flexible products of freight delivery. This has enabled us to achieve business growth and expand our market share in various niche markets.

Logistics Technology

Technological innovation has always been our priority. We are committed to advancing the deep integration of cutting-edge technologies with diverse scenarios. Based on a profound insight into product characteristics and end-to-end operational processes, we have developed an intelligent hardware and software portfolio tailored to diverse operational scenarios through self-developed core technologies, achieving precise adaptation and intelligent upgrading of business scenarios.

Leveraging the most extensive operational scenarios and the most comprehensive operational chain in the industry, we have deployed self-developed robots at scale, constructing an end-to-end intelligent operational system covering all stages, including warehousing, sorting, transportation, and delivery, while continuously enhancing the level of automation application across the entire supply chain.

In the warehousing stage, the self-developed LangzuTech Goods-to-Person (GTP) automated warehousing solution by JD Logistics entered a new phase of nationwide replication and application in 2025. As of December 31, 2025, we have put into operation over 20 LangzuTech warehouses in nearly 20 cities nationwide, covering various business scenarios for both self-operated and external customers. Benefiting from the in-depth application of the "GTP" model, we have achieved high-density storage and fast picking of millions of SKUs, significantly improved operational efficiency, and effectively ensured the stable operation during peak business periods such as grand promotions.

In addition, in the fourth quarter of 2025, JD Logistics' first overseas LangzuTech warehouse was officially put into operation in the United Kingdom. The warehouse was equipped with hundreds of LangzuTech robots. While significantly increasing storage capacity through its high-density storage racks, it also further accelerated automated flow within the warehouse. This has strongly supported local operations in delivering an ultimate fulfillment experience, enabling as fast as the "same day delivery".

In the delivery stage, we have cumulatively deployed thousands of unmanned vehicles across more than 20 provinces nationwide, enhancing operational efficiency across multiple scenarios. For one thing, we have been deepening the application efficiency of the scenario of the transfers between delivery stations and delivery zones, continuously enhancing the operational capabilities of our unmanned vehicles. By steadily expanding coverage, we effectively freed up delivery personnel's working hours, significantly improving pickup and delivery efficiency, while also optimizing last-mile operating costs. For another thing, we continuously broadened the application boundaries of unmanned vehicles in multiple scenarios by actively piloting application scenarios such as direct warehouse-to-station delivery and on-demand delivery. This initiative has further tapped into the potential of technological applications for cost reduction and efficiency enhancement, laying a solid foundation for the intelligent and scalable upgrade of last-mile delivery.

Moreover, in terms of low-altitude logistics, JD Logistics successfully completed the first overseas drone trial flight in Saudi Arabia in December 2025. This trial featured an electric vertical takeoff and landing (eVTOL) fixed-wing drone, verifying our capability for highly efficient transport over a 15-kilometer distance in just 15 minutes, thereby laying a technological foundation for constructing a multi-dimensional logistics network in the Middle East and other overseas regions in the future.

As of December 31, 2025, JD Logistics had received authorization for over 5,500 patents and software, among which more than 3,000 are related to automation technology and unmanned technology.

Logistics Infrastructure and Networks

We own six highly synergized networks, including our warehouse network, line-haul transportation network, last-mile delivery network, bulky item logistics network, cold chain logistics network and cross-border logistics network. Together, they constitute the cornerstone of our high-quality supply chain solutions and logistics services.

Warehouse network

Our nationwide warehouse network is one of the largest in China and serves as a critical component of our integrated supply chain solutions and logistics services. As of December 31, 2025, our warehouse network covered nearly all counties and districts in China, consisting of over 1,600 self-operated warehouses and over 2,000 third-party warehouse owner-operated cloud warehouses under our Open Warehouse Platform. Our warehouse network has an aggregate GFA of more than 34 million square meters, including warehouse space managed through the Open Warehouse Platform. We continued to expand and optimize the coverage of our warehouse network in lower-tier regions.

We harness the power of technology to enhance the operational efficiency of our warehouse network. One notable example is our Asia No. 1 smart industrial parks, which also demonstrates our industry-leading technological innovation capability and high technology standards. As of December 31, 2025, we operated 45 Asia No. 1 smart industrial parks in 30 cities across China. In addition, we have established collaborations with numerous cloud warehouses to form a stronger ecosystem with continuously upgraded system capabilities and enhanced operational stability. This will help enrich our integrated supply chain logistics product portfolio to meet the needs of diverse customers and ultimately facilitate their cost reductions and efficiency improvements.

Line-haul transportation network

Our line-haul transportation network includes various modes of transportation, such as land, air, maritime, and multi-modal transportation. By leveraging cutting-edge technologies such as algorithmic models, we evaluate the cost, efficiency, and timeliness of various transportation modes, including road, air, rail, and multi-modal transportation. Additionally, we flexibly adjust our transportation strategies based on real-time market dynamics and transportation demands, achieving intelligent management of the end-to-end logistics chain and route optimization. As of December 31, 2025, we had a self-operated fleet of over 60,000 vehicles, with new energy vehicles deployed in multiple cities nationwide. In 2025, we added over 4,000 new energy vehicles on a year-over-year basis, extending our commitment to the adoption of clean energy vehicles.

As of December 31, 2025, JD Airlines had 12 self-operated all-cargo airplanes in regular operation. In 2025, we launched multiple domestic and international cargo routes, including Shenzhen, China — Bangkok, Thailand, Chengdu, China — Yangon, Myanmar and Shenzhen, China — Singapore as efforts to continuously expand our global air logistics network layout and further strengthen cross-border and regional line-haul transportation capabilities. In addition, we covered more than 2,000 air cargo routes through cooperation with partners, establishing an air transport system that efficiently integrates our own capacity with external resources to provide assurance on more reliable and time-definite delivery services for global customers.

In addition, as of December 31, 2025, we covered more than 700 railway routes through partnerships, which has further improved our multi-modal transport network and bettered our comprehensive logistics service capabilities.

Last-mile delivery network

Our last-mile delivery network primarily consists of our in-house delivery personnel, delivery stations, service outlets, service stations and self-service lockers, alongside the on-demand delivery capacity integrated in 2025. This comprehensive network combination not only enables us to provide best-in-class last-mile delivery services but also establishes an end-to-end integrated fulfillment capability, significantly enhancing full-chain service efficiency and customer satisfaction.

As of December 31, 2025, we employed over 540,000 in-house delivery and operation personnel, including full-time riders, and operated over 19,000 delivery stations and service outlets, covering more than 300 prefecture-level administrative regions in 33 provinces, autonomous regions, municipalities, and special administrative regions in China. The vast majority of our delivery stations and service outlets are self-operated to ensure top-quality services.

In last-mile network for rural areas, we have consistently enhanced our rural network and last-mile service system by increasing the number of service stations in rural areas and expanding delivery coverage. These initiatives have improved rural delivery timeliness and provided strong support for the advancement of the national rural revitalization strategy.

Bulky item logistics network

Our bulky item logistics network, comprised of to-warehouse transportation, inter-warehouse transfers, multi-level warehouses, to-door delivery, value-added installation, and after-sales service capabilities, ensures that we provide a compelling experience by offering one-stop delivery and installation services to consumers. As of December 31, 2025, we had over 200 warehouses with bulky- and heavy-item storage capabilities and more than 200 sorting centers, with an aggregate GFA of over 5 million square meters.

For lower-tier cities with growing e-commerce penetration, we leverage the resources of our network partners under the Jing Dong Bang (京東幫) brand to expand our network coverage. As of December 31, 2025, we utilized approximately 1,800 bulky item delivery and installation stations under Jing Dong Bang (京東幫).

Cold chain logistics network

As of December 31, 2025, we operated over 60 temperature-controlled cold storage warehouses designated for fresh, frozen and refrigerated products with a GFA of over 400,000 square meters. In addition, as of December 31, 2025, we operated more than 50 warehouses designated for pharmaceuticals and medical devices with a GFA of over 500,000 square meters.

To meet the special requirements of cold chain transportation, we have enhanced the capabilities of our cold chain network and implemented measures such as specialized packaging design and optimized solutions for packaging materials, while strengthening our delivery timeliness, to ensure the timely fulfillment and delivery of categories like fresh produce and pharmaceuticals.

Cross-border logistics network

As of December 31, 2025, we operated nearly 200 bonded warehouses, international direct distribution warehouses and overseas warehouses, covering an aggregate GFA of nearly 2 million square meters. Our overseas warehouses network now extends across 25 countries and regions worldwide.

We have established overseas warehouses worldwide, including in the United States, the United Kingdom, France, Germany, the Netherlands, Poland, Australia, the United Arab Emirates, Saudi Arabia, Japan and Malaysia. Meanwhile, with overseas warehousing capabilities as the core, we continue to construct our comprehensive global supply chain logistics network encompassing overseas local transportation and delivery networks, and cross-border line-haul transportation networks to provide services to more customers.

Corporate Social Responsibility

JD Logistics has always actively fulfilled the social responsibilities by fully leveraging our advantages in integrated supply chain logistics services, as well as upgrading and opening up our deeply cultivated supply chain service capabilities, committed to promoting the sustainable, high-quality development of society as a whole.

Backed by highly efficient network coverage and professional transportation team, JD Logistics has actively participated in disaster rescue and emergency support, ensuring that supplies can be quickly delivered to affected areas to provide strong support for relief efforts. In 2025, in response to emergencies such as the severe flooding in Rongjiang, Guizhou and Miyun, Beijing, the mountain torrents in Yuzhong, Gansu, and the fire in Tai Po, Hong Kong, JD Logistics rapidly activated emergency response plans. We immediately established special emergency response task forces and donated relief supplies, effectively ensuring the unimpeded "lifeline" for critical supplies during these crucial moments.

Aiming for low-carbon development, JD Logistics actively promotes the end-to-end green transformation of the supply chain. We continuously innovate across warehousing, packaging, transportation, and delivery. Through methods such as the application of AI algorithms to enhance efficiency, the utilization of green energy, and the recycling of packaging materials, we have pioneered an industry-leading model of green development. Furthermore, through our Supply Chain Emission Management Platform (SCEMP) SaaS platform, we utilize digital technology to create a supply chain "Carbon Account". This empowers upstream and downstream partners to achieve precise carbon management, continuously driving the high-quality development of the supply chain across society.

Our performance in the field of sustainability has also been highly recognized by international authoritative organizations. Recently, JD Logistics was included in the *S&P Global Sustainability Yearbook 2026* for the second consecutive year, making us the only logistics enterprise in the Chinese mainland to be selected thus far. The Yearbook is one of the most credible ESG assessments globally, and this consecutive inclusion fully validates external recognition of JD Logistics' sustainable development efforts.

Driven by our unwavering commitment and unremitting efforts to create more jobs and make contribution to the society, JD Logistics' total expenditure for human resources, including both our own employees and external personnel who work for JD Logistics, amounted to RMB110.2 billion for the year ended December 31, 2025.

Looking forward, we will continuously strengthen the core barriers of our integrated supply chain logistics and accelerate the construction of a global intelligent fulfillment network, empowering more domestic and international customers to achieve business growth. Furthermore, driven by technology-driven solutions and refined operations, we will continue to unlock the potential for cost reduction and efficiency improvement. Overall, we are committed to delivering efficient and reliable logistics services to create lasting value for our customers, while proactively fulfilling our social responsibilities. Rooted in the real economy, we aim to contribute to lowering overall social logistics costs and promoting the high-quality development of the industrial economy through practical actions.

Financial Review

Year Ended December 31, 2025 Compared to Year Ended December 31, 2024

The following table sets forth the comparative figures for the years ended December 31, 2025 and 2024, respectively:

	Year ended December 31,	
	2025	2024
	RMB'000	RMB'000
Revenue	**217,146,986**	182,837,584
Cost of revenue	**(197,379,017)**	(164,139,171)
Gross profit	**19,767,969**	18,698,413
Selling and marketing expenses	**(6,359,181)**	(5,686,483)
Research and development expenses	**(4,136,488)**	(3,571,346)
General and administrative expenses	**(3,897,660)**	(3,335,442)
Others, net[1]	**1,957,655**	1,610,541
Profit before income tax	**7,332,295**	7,715,683
Income tax expense	**(442,250)**	(628,130)
Profit for the year	**6,890,045**	7,087,553
Profit for the year attributable to:		
Owners of the Company	**6,646,683**	6,197,567
Non-controlling interests	**243,362**	889,986
	6,890,045	7,087,553
Non-IFRS measures:		
Non-IFRS profit for the year	**7,710,685**	7,916,774
Non-IFRS EBITDA for the year	**20,603,137**	20,343,145

(1) Including "other income, gains/(losses), net", "gains on disposal of industrial parks", "finance income", "finance costs", "impairment losses (including reversals of impairment losses) on financial assets", and "share of results of associates and joint ventures".

Revenue

Given the central role of inventory management in the Group's integrated supply chain solutions and logistics services, customers of the Group are categorized based on whether such customers have utilized the Group's warehouse or inventory management related services. Customers are reviewed by the Group on a regular basis, and customers who have utilized the Group's warehouse or inventory management related services in the recent past are classified as the Group's integrated supply chain customers. The following table sets forth a breakdown of our revenue by integrated supply chain customers and other customers, both in absolute amount and as a percentage of our total revenue for the periods presented.

	Year ended December 31,			
	2025		2024	
	RMB'000	**%**	RMB'000	%
Integrated supply chain customers	**116,223,056**	**53.5**	87,355,440	47.8
Other customers	**100,923,930**	**46.5**	95,482,144	52.2
Total	**217,146,986**	**100.0**	182,837,584	100.0

Revenue increased by 18.8% to RMB217.1 billion for the year ended December 31, 2025, from RMB182.8 billion for the year ended December 31, 2024. The increase in our total revenue was driven by the increase in revenue from integrated supply chain customers and the increase in revenue from other customers.

Revenue from integrated supply chain customers increased by 33.0% to RMB116.2 billion for the year ended December 31, 2025, from RMB87.4 billion for the year ended December 31, 2024. The increase in revenue from integrated supply chain customers was primarily attributable to (i) the increase in revenue from JD Group, primarily driven by the scaled-up on-demand delivery services utilizing the capacity of both our full-time riders that we started to recruit and manage since the second quarter of 2025 and the newly acquired delivery capabilities as a result of the acquisition of local on-demand delivery services business in the fourth quarter of 2025, and (ii) the increase in revenue from external integrated supply chain customers, with a year-over-year increase in the number of external integrated supply chain customers. The number of our external integrated supply chain customers, who have contributed to our revenue for the periods presented, increased to 91,161 for the year ended December 31, 2025, from 80,703 for the year ended December 31, 2024. The increase in the number of external integrated supply chain customers was primarily due to the increased demand for our services as well as our continuously enhanced capabilities in integrated supply chain services. Our ARPC was RMB393,907 for the year ended December 31, 2025, compared to RMB400,156 for the year ended December 31, 2024.

Revenue from other customers increased by 5.7% to RMB100.9 billion for the year ended December 31, 2025, from RMB95.5 billion for the year ended December 31, 2024, primarily driven by the increase in business volume of express delivery and freight delivery services.

The following table sets forth a breakdown of revenue by (i) JD Group and (ii) external customers (including revenue generated from third-party merchants on the online marketplace of JD Group), both in absolute amount and as a percentage of our total revenue for the periods presented.

	Year ended December 31,			
	2025		2024	
	RMB'000	**%**	RMB'000	%
From JD Group	**80,314,094**	**37.0**	55,061,616	30.1
From external customers	**136,832,892**	**63.0**	127,775,968	69.9
Total	**217,146,986**	**100.0**	182,837,584	100.0

Cost of revenue

Cost of revenue increased by 20.3% to RMB197.4 billion for the year ended December 31, 2025, from RMB164.1 billion for the year ended December 31, 2024, which was in line with the growth of our revenue during the corresponding period.

Employee benefit expenses for employees involved in warehouse management, sorting, picking, packaging, shipping, delivery and customer services increased by 29.8% to RMB79.9 billion for the year ended December 31, 2025, from RMB61.5 billion for the year ended December 31, 2024, primarily driven by the year-over-year increase in the number of full-time riders and operational employees involved in delivery and warehouse management.

Outsourcing cost, mainly including costs charged by third-party transportation companies, express delivery companies and other service providers for sorting, shipping, delivery and labor outsourcing services, increased by 16.4% to RMB73.7 billion for the year ended December 31, 2025, from RMB63.3 billion for the year ended December 31, 2024, primarily driven by the growth of our business which required higher outsourcing capacity and the acquisition of the local on-demand delivery services business in the fourth quarter of 2025.

Rental cost, mainly including depreciation of right-of-use assets and leasing expenses for short-term leases, remained stable at RMB12.8 billion and RMB12.8 billion for the year ended December 31, 2025 and for the year ended December 31, 2024, respectively.

Depreciation of property and equipment and amortization of other intangible assets remained relatively stable at RMB4.7 billion and RMB4.2 billion for the year ended December 31, 2025 and for the year ended December 31, 2024, respectively.

Other cost of revenue increased by 18.6% to RMB26.3 billion for the year ended December 31, 2025, from RMB22.2 billion for the year ended December 31, 2024, primarily driven by the increase in fuel cost, road and bridge tolls, cost of installation and maintenance services, cost of packaging and other consumable materials, and water and electricity expenses.

Gross profit and gross profit margin

As a result of the foregoing, our gross profit and gross profit margin for the year ended December 31, 2025 was RMB19.8 billion and 9.1%, respectively, compared to gross profit and gross profit margin of RMB18.7 billion and 10.2% for the year ended December 31, 2024, respectively.

Selling and marketing expenses

Selling and marketing expenses increased by 11.8% to RMB6.4 billion for the year ended December 31, 2025, from RMB5.7 billion for the year ended December 31, 2024, primarily driven by the expansion of selling and marketing team to promote our service offerings.

Research and development expenses

Research and development expenses increased by 15.8% to RMB4.1 billion for the year ended December 31, 2025, from RMB3.6 billion for the year ended December 31, 2024, primarily driven by our continuing investment in technology and innovation.

General and administrative expenses

General and administrative expenses increased by 16.9% to RMB3.9 billion for the year ended December 31, 2025, from RMB3.3 billion for the year ended December 31, 2024, primarily driven by the increase in employee benefit expenses.

Profit for the year

We recorded a net profit of RMB6.9 billion for the year ended December 31, 2025, compared to a net profit of RMB7.1 billion for the year ended December 31, 2024.

Non-IFRS Measures

To supplement our consolidated results, which are presented in accordance with IFRS, we also use non-IFRS profit and non-IFRS EBITDA as additional financial measures, which are not required by, or presented in accordance with IFRS. We believe these non-IFRS measures facilitate comparisons of core operating performance from period to period and from company to company by eliminating potential impacts of items which our management considers non-indicative of our core operating performance.

We believe these non-IFRS measures provide useful information to investors and others in understanding and evaluating our results of operations in the same manner as they help our management. However, our presentation of non-IFRS measures may not be comparable to similarly titled measures presented by other companies. The use of non-IFRS measures has limitations as an analytical tool, and you should not consider them in isolation from, or as a substitute for an analysis of, our results of operations or financial condition as reported under IFRS.

The following table reconciles the most directly comparable financial measures, which are profit calculated and presented in accordance with IFRS, to the non-IFRS profit for the periods presented:

	Year ended December 31,	
	2025	2024
	(RMB in thousands, except for percentages)	
Reconciliation of profit to non-IFRS profit:		
Profit for the year	**6,890,045**	7,087,553
Adjusted for:		
Share-based payments	**390,875**	468,499
Amortization of intangible assets resulting from acquisitions[1]	**540,509**	567,316
Fair value changes of financial assets at fair value through profit or loss[2]	**135,213**	16,329
Gains on disposal of industrial parks[3]	**(31,499)**	(88,796)
Income tax effects on non-IFRS adjustments	**(214,458)**	(134,127)
Non-IFRS profit for the year	**7,710,685**	7,916,774
Non-IFRS profit for the year attributable to:		
Owners of the Company	**7,383,861**	6,867,183
Non-controlling interests	**326,824**	1,049,591
	7,710,685	7,916,774
Non-IFRS profit margin for the year[4]	**3.6%**	4.3%

(1) Represents the amortization expenses of other intangible assets acquired in business combinations with finite useful lives, which is recognized on a straight-line basis over the estimated useful lives.

(2) Represents gains or losses from fair value changes on equity investments measured at fair value. Multiple valuation techniques and key inputs are used to determine the fair values of these investments.

(3) Represents gains generated from the disposal of certain industrial parks held by the Group. We exclude this reconciling item as it is non-recurring and non-indicative of our core operating performance.

(4) Represents non-IFRS profit divided by revenue for the periods presented.

The following table reconciles the most directly comparable financial measures, which are profit calculated and presented in accordance with IFRS, to the non-IFRS EBITDA for the periods presented:

	Year ended December 31,	
	2025	2024
	(RMB in thousands, except for percentages)	
Reconciliation of profit to non-IFRS EBITDA:		
Profit for the year	**6,890,045**	7,087,553
Adjusted for:		
Share-based payments	**390,875**	468,499
Fair value changes of financial assets at fair value through profit or loss[(1)]	**135,213**	16,329
Depreciation and amortization[(2)]	**12,985,963**	12,663,830
Gains on disposal of industrial parks[(3)]	**(31,499)**	(88,796)
Finance income	**(1,096,832)**	(1,462,065)
Finance costs	**887,122**	1,029,665
Income tax expense	**442,250**	628,130
Non-IFRS EBITDA for the year	**20,603,137**	20,343,145
Non-IFRS EBITDA margin for the year[(4)]	**9.5%**	11.1%

(1) Represents gains or losses from fair value changes on equity investments measured at fair value. Multiple valuation techniques and key inputs are used to determine the fair values of these investments.

(2) Includes depreciation of right-of-use assets, depreciation of property and equipment, depreciation of investment properties and amortization of other intangible assets.

(3) Represents gains generated from the disposal of certain industrial parks held by the Group. We exclude this reconciling item as it is non-recurring and non-indicative of our core operating performance.

(4) Represents non-IFRS EBITDA divided by revenue for the periods presented.

Liquidity and Free Cash Flow

For the year ended December 31, 2025, we funded our cash requirements principally from cash generated from operating activities.

Our cash resources include cash and cash equivalents, term deposits, wealth management products classified as financial assets at fair value through profit or loss, treasury investments at amortized cost included in "prepayments, other receivables and other assets", and restricted cash. As of December 31, 2025, the aggregate amount of cash resources of the Group was RMB45.0 billion.

The following table sets forth our cash flows for the periods indicated:

	Year ended December 31,	
	2025	2024
	RMB'000	RMB'000
Net cash generated from operating activities	**18,765,124**	20,790,727
Net cash used in investing activities	**(11,493,231)**	(840,448)
Net cash used in financing activities	**(14,765,344)**	(11,487,704)
Net (decrease)/increase in cash and cash equivalents	**(7,493,451)**	8,462,575
Cash and cash equivalents at the beginning of the year	**25,811,757**	17,207,027
Effects of foreign exchange rate changes on cash and cash equivalents	**(200,396)**	142,155
Cash and cash equivalents at the end of the year	**18,117,910**	25,811,757

In the coming year, we believe that our liquidity requirements will be satisfied by using a combination of cash generated from operating activities and financing activities.

For the year ended December 31, 2025, the Group had free cash inflow of RMB4.2 billion, compared to a free cash inflow of RMB8.1 billion for the year ended December 31, 2024. This was a result of net cash generated from operating activities of RMB18.8 billion, less payments for capital expenditures net of related proceeds from disposals of RMB6.3 billion and payments relating to leases of RMB8.3 billion.

Net cash generated from operating activities

For the year ended December 31, 2025, net cash generated from operating activities was RMB18.8 billion. Our cash generated from operations was primarily attributable to our net profit of RMB6.9 billion, as adjusted by (i) non-cash and non-operating items, which primarily consist of depreciation of right-of-use assets of RMB7.6 billion, and depreciation of property and equipment of RMB4.8 billion, (ii) changes in working capital, which primarily resulted from an increase in accrued expenses, other payables and other non-current liabilities of RMB2.7 billion, offset by an increase in trade receivables of RMB3.0 billion and an increase in prepayments, other receivables and other assets of RMB1.2 billion.

For the year ended December 31, 2024, net cash generated from operating activities was RMB20.8 billion. Our cash generated from operations was primarily attributable to our net profit of RMB7.1 billion, as adjusted by (i) non-cash and non-operating items, which primarily consist of depreciation of right-of-use assets of RMB7.7 billion, and depreciation of property and equipment of RMB4.4 billion, (ii) changes in working capital, which primarily resulted from an increase in accrued expenses, other payables and other non-current liabilities of RMB1.8 billion, partially offset by an increase in trade receivables of RMB1.1 billion, and (iii) interest received of RMB1.2 billion.

Net cash used in investing activities

For the year ended December 31, 2025, net cash used in investing activities was RMB11.5 billion, which was primarily attributable to payments for financial assets at fair value through profit or loss of RMB18.5 billion and capital expenditures net of related proceeds from disposals of RMB6.3 billion, partially offset by maturity of term deposits and treasury investments at amortized cost of RMB7.3 billion and maturity of financial assets at fair value through profit or loss of RMB6.9 billion.

For the year ended December 31, 2024, net cash used in investing activities was RMB0.8 billion, which was primarily attributable to purchases of term deposits and treasury investments at amortized cost of RMB5.8 billion, payments for financial assets at fair value through profit or loss of RMB5.6 billion and capital expenditures net of related proceeds from disposals of RMB4.3 billion, partially offset by maturity of term deposits and treasury investments at amortized cost of RMB10.9 billion and maturity of financial assets at fair value through profit or loss of RMB4.5 billion.

Net cash used in financing activities

For the year ended December 31, 2025, net cash used in financing activities was RMB14.8 billion, which was primarily attributable to repayments of borrowings of RMB7.3 billion, principal portion of lease payments of RMB6.9 billion, acquisition of partial interests of subsidiaries and payments for deferred consideration of RMB3.1 billion, acquisition of subsidiaries under common control of RMB1.1 billion and interest paid of RMB0.8 billion, partially offset by proceeds from borrowings of RMB4.5 billion.

For the year ended December 31, 2024, net cash used in financing activities was RMB11.5 billion, which was primarily attributable to principal portion of lease payments of RMB7.2 billion, repayments of borrowings of RMB7.2 billion and interest paid of RMB1.0 billion, partially offset by proceeds from borrowings of RMB4.8 billion.

Gearing Ratio

As of December 31, 2025, our gearing ratio, calculated as total borrowings divided by total equity attributable to owners of the Company, was approximately 8.1%.

Material Acquisitions and/or Disposals of Subsidiaries and Affiliated Companies

Acquisition of the remaining equity interest in Kuayue Express

Reference is made to the announcement of the Company dated December 6, 2024 and the circular of the Company dated March 18, 2025 (the "**Kuayue Circular**"). Unless otherwise defined herein, the capitalized terms used herein shall have the same meaning as defined in the Kuayue Circular.

On December 6, 2024, the Purchaser and the Vendors entered into the Equity Transfer Agreement, pursuant to which the Purchaser conditionally agreed to purchase, and the Vendors conditionally agreed to sell, an aggregate of approximately 36.43% equity interest in Kuayue Express at the total consideration of not more than approximately RMB6,484 million subject to adjustments as set out in the said agreement. After the Third Phase Completion, the Group will hold 100% equity interest in Kuayue Express. The First Phase Completion (involving approximately 16.43% equity interest in Kuayue Express) had taken place on June 11, 2025. On July 31, 2025, the business registration of transferring approximately 10% equity interest in Kuayue Express to the Purchaser as set out in the Second Phase Acquisition had been completed.

Based on preliminary assessment of the unaudited consolidated management accounts of Kuayue Express for the year ended December 31, 2025 and the information currently available, the actual performance of Kuayue Express would meet the guarantee under the Performance-based Consideration Adjustment during the Performance Period for the First Phase Acquisition (January 1, 2023 to December 31, 2025).

Acquisition of the local on-demand delivery services business

On October 8, 2025, the Company, as the purchaser, and JD.com, as the vendor, entered into a business transfer agreement, pursuant to which the Group agreed to acquire, and JD Group agreed to transfer, the local on-demand delivery services business (the "**Target Business**"). The acquisition of the Target Business will be achieved through transferring 100% equity interest in Dajiang Network Technology (Shanghai) Co., Ltd. and Dasheng (HK) Investment Limited, at the total consideration of approximately USD270 million. JD.com is a connected person of the Company by virtue of being a controlling shareholder of the Company. Accordingly, the acquisition of the Target Business constitutes a connected transaction of the Company pursuant to the Listing Rules. Details of the acquisition of the Target Business are set out in the announcement of the Company dated October 9, 2025 (the "**Announcement**"). The acquisition of the Target Business was completed on October 31, 2025.

Proposed voluntary withdrawal of the listing of Deppon shares

Reference is made to the announcements of the Company dated January 13, 2026, January 29, 2026, February 25, 2026 and March 25, 2026 (the "**Deppon Announcements**"). Unless otherwise defined herein, the capitalized terms used herein shall have the same meaning as defined in the Deppon Announcements.

On January 13, 2026, the board of directors of Deppon has approved Deppon to voluntarily withdraw the listing of Deppon Shares from the Shanghai Stock Exchange by way of shareholders' approval at a general meeting of Deppon. As part of the Withdrawal Proposal and subject to the shareholders' approval for the Withdrawal, the Group shall make the Proposed Cash Option to the Deppon Shareholders to acquire the Deppon Target Shares (i.e. at that time, there were 199,855,259 Deppon Shares, representing 19.76% of the Deppon Shares (excluding the Deppon Cancellation Shares)), at the Option Price of RMB19.0 per Deppon Target Share. Based on the Option Price and assuming that the Proposed Cash Option is exercised by all Deppon Shareholders in full, the value of the Proposed Cash Option was estimated at approximately RMB3,797 million. The Withdrawal was approved by the shareholders of Deppon on January 29, 2026.

On February 13, 2026, Deppon announced that there were a total of 18,190 securities accounts, with a total of 197,259,820 Deppon Shares (which represented 19.5% of the total Deppon Shares) submitted valid applications for the exercise of the Proposed Cash Option. The completion of the Proposed Cash Option had taken place on February 25, 2026. Immediately following the completion, the Group holds approximately 99.7% of the total Deppon Shares.

On March 24, 2026, Deppon announced that it had received from the Shanghai Stock Exchange the decision to terminate the listing of the Deppon Shares. The Deppon Shares were delisted from the Shanghai Stock Exchange on March 31, 2026.

Save as disclosed in this annual report, the Group did not have any other material acquisitions and/or disposals of subsidiaries and affiliated companies for the year ended December 31, 2025.

Significant Investments Held

Save as disclosed above, the Group did not make any other significant investments (including any investment in an investee company with a value of 5% or more of the Group's total assets as of December 31, 2025) during the year ended December 31, 2025.

Future Plans for Material Investments and Capital Assets

Save as disclosed above, as of December 31, 2025, the Group did not have any other plans for material investments and capital assets.

Employee and Remuneration Policy

The following table sets forth the numbers of our employees categorized by function as of December 31, 2025.

Function	Number of staff	% of total
Operations	**655,327**	**96.0**
Selling and marketing	**14,990**	**2.2**
Research and development	**4,902**	**0.7**
General and administrative	**7,486**	**1.1**
Total	**682,705**	**100.0**

As required by laws and regulations in the PRC, we participate in various employee social security plans that are organized by municipal and provincial governments, including, among other things, pension, medical insurance, unemployment insurance, maternity insurance, on-the-job injury insurance and housing fund plans through a PRC government-mandated benefit contribution plan. We are required under PRC law to make contributions to employee benefit plans at specified percentages of the salaries, bonuses and certain allowances of our staff, up to a maximum amount specified by the local government from time to time.

The Company also has a pre-IPO employee share incentive plan, a post-IPO share option scheme and a post-IPO share award scheme.

The total employee benefit expenses, including share-based payments expenses, were RMB88.9 billion for the year ended December 31, 2025, as compared to RMB68.8 billion for the year ended December 31, 2024, representing a year-over-year increase of 29.2%.

Foreign Exchange Risk

We conduct our businesses mainly in RMB, with certain transactions denominated in USD, and, to a lesser extent, other currencies. Foreign exchange risk arises when future commercial transactions or recognized financial assets and liabilities are denominated in a currency that is not the respective functional currency of our entities. In addition, we have intra-group balances with several subsidiaries denominated in foreign currencies which also expose us to foreign currency risk. The Group monitors the exposure to foreign exchange risk and considers hedging certain foreign currency risks with derivative financial instruments should the need arise.

Pledge of Assets

As of December 31, 2025, restricted cash of RMB459.9 million was pledged.

Contingent Liabilities

As of December 31, 2025, we did not have any material contingent liabilities or guarantees.

DIRECTORS AND SENIOR MANAGEMENT

Our Directors

From January 1, 2025 and up to the date of this report, our Board comprises:

Name	Age	Position(s)	Date of appointment as Director
Zhenhui Wang (王振輝)[1]	51	Executive Director and chief executive officer	November 13, 2025
Wei Hu (胡偉)[2]	43	Executive Director and chief executive officer	June 26, 2023
Richard Qiangdong Liu (劉強東)	53	Chairman and non-executive Director	January 19, 2012
Nora Gu Yi Wu (顧宜)	68	Independent non-executive Director	May 17, 2021
Christina Gaw (吳燕安)	53	Independent non-executive Director	February 14, 2025
Laura J. Peterson[3]	66	Independent non-executive Director	December 29, 2025
Xiande Zhao (趙先德)	64	Independent non-executive Director	April 7, 2022
Yang Zhang (張揚)	49	Independent non-executive Director	April 7, 2022
Lin Ye (葉林)	62	Independent non-executive Director	June 28, 2024
Yi Hoi Tang (鄧以海)[4]	61	Independent non-executive Director	August 14, 2025

Notes:

1. Mr. Zhenhui Wang (王振輝) was appointed as an executive Director and chief executive officer with effect from November 13, 2025.
2. Mr. Wei Hu (胡偉) resigned as an executive Director and chief executive officer with effect from November 13, 2025.
3. Ms. Laura J. Peterson was appointed as an independent non-executive Director with effect from December 29, 2025.
4. Mr. Yi Hoi Tang (鄧以海) was appointed as an independent non-executive Director with effect from August 14, 2025.

Executive Director

Zhenhui Wang (王振輝), aged 51, is an executive Director and the chief executive officer of our Group. Mr. Wang joined JD.com in April 2010 and has since held multiple important positions within JD Group and the Group. He served as the general manager of North China region, the vice president of the Warehouse Department of JD Group, and the president of Smart Devices Business of JD Group from April 2010 to May 2016, and as the head of Fulfillment Operations of JD Group from May 2016 to April 2017. He has also acted as the chief executive officer of the Company from April 2017 to December 2020, and he has returned to JD Group and been responsible for the development of innovative businesses since 2024. Prior to joining JD Group, Mr. Wang served as the general manager of the China Sales and Business Department of Lenovo Group Limited (HKEX: 992 (HKD counter) and 80992 (RMB counter); American Depositary Receipt: LNVGY) from December 1999 to April 2010, the director of the business operations center of Eternal Asia Supply Chain Management Ltd. (SZSE: 002183), and the general manager of its subsidiary esunny.com. Mr. Wang served as the chief executive officer and co-president of GCL Energy Technology Co., Ltd. (SZSE: 002015) from July 2022 to July 2023 and a non-executive director of Theme International Holdings Limited (now known as Deep Source Holdings Limited) (HKEX: 990) from July 2021 to December 2024. Further, Mr. Wang was elected as the vice president of the China Federation of Logistics and Purchasing in September 2016, and he was named one of the first batch of Senior Economists in Beijing in July 2018.

Mr. Wang received his bachelor's degree in engineering from Beijing University of Science and Technology in 1998 and his EMBA degree from China Europe International Business School (中歐國際工商學院) in 2016.

Non-executive Director

Richard Qiangdong Liu (劉強東), aged 53, is a non-executive Director, chairman of the Board and the chairperson of the Nomination Committee. Mr. Liu has been the chairman of JD.com since inception, and served as the chief executive officer of JD.com until April 2022. Mr. Liu founded JD.com in 2004 and has guided its development and growth since then. Mr. Liu received the prestigious award "Person of the Year of Chinese Economy 2011" from CCTV, China's national television network. He was among "World's 50 Greatest Leaders" named by Fortune Magazine in 2015. Mr. Liu currently serves as chairman of the board and non-executive director of JD Health (HKEX: 6618) and JD Industrials (HKEX: 7618). He also serves as chairman of the board and director of JD Technology. Mr. Liu received his bachelor's degree in sociology from Renmin University of China (中國人民大學) in 1996 and an EMBA from China Europe International Business School (中歐國際工商學院) in 2011.

Independent Non-executive Directors

Nora Gu Yi Wu (顧宜), aged 68, is an independent non-executive Director, the chairperson of the Audit Committee and a member of the Nomination Committee. Ms. Wu currently serves as a trustee for the University of San Francisco and is an independent board member of Meditrina, Inc. Ms. Wu retired from PricewaterhouseCoopers ("**PwC**") in July 2016. Before her retirement, she served as the Vice Chairwoman and Global Human Capital Leader for PwC International Ltd. Prior to this global leadership role, she also served as a PwC Global Board member for PwC International Ltd. from 2013 to 2014. In 2016, Ms. Wu was named onto the Financial Times UPstanding Leader's List of the Top 100 Ethnic-Minority Executives in the U.S. and U.K.

Ms. Wu received her bachelor of science in business administration with a major in accounting from the University of San Francisco in 1988. In 2018, she completed a year-long fellowship program with Stanford University's Distinguished Careers Institute.

Christina Gaw (吳燕安), aged 53, is an independent non-executive Director and a member of the Audit Committee. Ms. Gaw is the managing principal, global head of capital markets of Gaw Capital Partners and has over 30 years of experience in the capital markets field. She has served as a managing principal, global head of capital markets of Gaw Capital Partners since June 2008, a managing director, head of Asia Pacific capital introduction, prime brokerage services division of UBS Group AG from May 2002 to June 2008 and an executive director, senior regional sales, equities division of Goldman Sachs Asia L.L.C from January 1994 to May 2002. Ms. Gaw was a member of the Listing Committee of the Hong Kong Stock Exchange.

Ms. Gaw has been a Type 4 and Type 9 Hong Kong Securities and Futures Commission Licence holder since June 16, 2009 and July 7, 2020, respectively. She has also held a Capital Markets Services Licence for Fund Management awarded by the Monetary Authority of Singapore since May 8, 2020. Besides, Ms. Gaw has served as an independent non-executive director of CLP Holdings Limited (中電控股有限公司) (HKEX: 0002) since October 2020, and has served as an executive director of Pioneer Global Group Limited (建生國際集團有限公司) (HKEX: 0224) since 2014.

Further, Ms. Gaw is an Honorary Advisor of the Hong Kong PropTech Association (香港房地產科技協會) and a Committee Member of the Urban Land Institute Hong Kong CEO Forum (城市土地學會香港CEO論壇).

Ms. Gaw received her bachelor of science in business administration from University of San Francisco in December 1993.

Laura J. Peterson, aged 66, is an independent non-executive Director. Ms. Peterson has been an independent director of MicroVision, Inc. (NASDAQ: MVIS) since July 2025 and an independent director of Accelya Group since April 2022. She served as an independent director of Palladyne AI Corp (NASDAQ: PDYN) ("**Palladyne**") (previously known as Sarcos Technology and Robotics) from September 2021 to May 2023 and served as a director and in various executive roles of Palladyne from May 2023 to February 2025, including president and chief executive officer, executive vice chairman, and interim president and chief executive officer. Ms. Peterson served as an independent director of Air Transport Services Group, Inc. (NASDAQ: ATSG) from June 2018 to April 2025. Ms. Peterson held various senior positions at The Boeing Company ("**Boeing**") from 1994 to 2016, including the vice president of China Business Development, Boeing Commercial Airplanes ("**BCA**"), Business Development and Global Strategy, BCA, and Boeing International. Prior to joining Boeing, Ms. Peterson held product management roles in the enterprise software and telecommunications industries.

Ms. Peterson received her bachelor of science in industrial engineering from Stanford University and her MBA degree in finance and strategic planning from The Wharton School. Ms. Peterson has been recognized as a Puget Sound Business Journal "Director of the Year" and a Directors & Boards Magazine "Director to Watch". She has been a Fellow of the Stanford Distinguished Careers Institute ("**DCI**") and has served on the DCI Global Advisory Council.

Xiande Zhao (趙先德), aged 64, is an independent non-executive Director, the chairperson of the Remuneration Committee and a member of the Audit Committee. Dr. Zhao is the professor of operations and supply chain management at China Europe International Business School (中歐國際工商學院) ("**CEIBS**"). He is also the associate dean of CEIBS (Shenzhen Campus) and director of CEIBS-ZKH Center of Innovations in Supply Chain and Services.

From August 1990 to December 2012, Dr. Zhao has held various academic and administrative positions at Hampton University in the United States, City University of Hong Kong, Chinese University of Hong Kong and South China University of Technology in China. Dr. Zhao was ranked as one of the most influential researchers in operational supply chain management in Asia, he has published more than 200 articles in top journals and five books. His recent research interests include digital supply chain integration and innovations, business model innovations, and supply chain finance. In addition, he has been listed as one of the most cited Chinese scholars in business, management and accounting by Elsevier for many years. He has also won many top academic awards in China and abroad. In 2020, he was awarded the Fellowship of Decision Science Institute (DSI).

Dr. Zhao also held several positions in professional organizations including the founding president and permanent honorary president of Association for Supply Chain and Operations Management (ASCOM), and founding president of International Society for Information and Management Science (IMS). He also served as the president of the Asia Pacific Institute of Decision Sciences (APDSI). He is also a co-editor-in-chief, associate editor, area editor, and senior editor of several major international journals including the Journal of Operations Management, Production and Operations Management, and the Journal of Supply Chain Management.

Dr. Zhao obtained his bachelor's degree in chemistry from Nankai University (南開大學) in June 1982 and obtained his master's degree in chemistry from the University of Utah in June 1985. He also obtained his master of business administration in June 1987 and PhD in business administration from the University of Utah in June 1990.

Yang Zhang (張揚), aged 49, is an independent non-executive Director and a member of the Nomination Committee. Mr. Zhang has been the chairman and the chief executive officer of TH Capital Industry Investment Fund (華控產業投資集團) since 2007 and was a director and an associate professor at the Institute of Finance & Banking of Chinese Academy of Social Sciences (中國社會科學院) from 2000 to 2014. He has been the deputy-director of Research Management Committee of Tsinghua University (清華大學) Global PE Research Institute since 2018.

Mr. Zhang obtained his bachelor's degree in economics from Nankai University (南開大學) in July 1998, his master of science degree in finance from Aston Business School in August 1999, and his doctorate degree in finance from Chinese Academy of Social Sciences in July 2006. Mr. Zhang worked in the Tehua Post-Doctoral Programme from 2006 to 2009.

Lin Ye (葉林), aged 62, is an independent non-executive Director and a member of the Remuneration Committee. Mr. Ye is a doctor of law, a professor and a supervisor of doctoral students of Renmin University of China (中國人民大學) and has over 37 years of experience teaching in the law school of Renmin University of China.

Dr. Ye qualified as a lawyer in China in May 1990. Besides, Dr. Ye has served as independent non-executive director of Capital Securities Co., Ltd. (首創證券股份有限公司) (SSE: 601136) since August 2020, Beijing YJK Building Software Co., Ltd. (北京盈建科軟件股份有限公司) (SZSE: 300935) since September 2023, and Beijing Shougang Co., Ltd. (北京首鋼股份有限公司) (SZSE: 000959) during June 2019 to December 2023. Since June 2020, he has also served as an independent non-executive director of China Life Asset Management Company Limited (中國人壽資產管理有限公司) and China Credit Trust Co., Ltd. (中誠信託有限責任公司).

Further, Dr. Ye is the director of the Rule of Law Research Center in Business Environment (營商環境法治研究中心) of Renmin University of China and the executive director of the Institute of International Commercial Dispute Prevention and Settlement (國際商事爭端預防與解決研究院) of Renmin University of China. Dr. Ye has also served as the vice-chairman of the Commercial Law Society in China Law Society (中國法學會商法學研究會), the vice-chairman of the Civil and Commercial Law Society in Beijing Law Society (北京市法學會民商法學研究會), and the chairman of Beijing Consumer Rights Protection Law Society (北京市消費者權益保護法學會). Dr. Ye's main research fields include China's civil law, commercial law, company law, securities law, futures law, contract law, financial services law, consumer protection law, etc. He has published more than 100 papers and more than 10 books in the above relevant fields.

Dr. Ye received his bachelor of law from Renmin University of China in July 1985, and received his master's degree and doctor's degree in civil and commercial law from Renmin University of China in July 1987 and July 1993, respectively.

Yi Hoi Tang (鄧以海), aged 61, is an independent non-executive Director and a member of the Remuneration Committee. Mr. Tang has been the non-executive director and vice-chairman of the board of Vobile Group Limited (HKEX: 3738) since July 2023. Mr. Tang has been the independent non-executive director of China Resources Building Materials Technology Holdings Limited (HKEX: 1313), and Chu Kong Shipping Enterprises (Group) Company Limited (HKEX: 560) since October 2024, the independent non-executive director of Bamboos Health Care Holdings Limited (HKEX: 2293) since August 2025 and the independent non-executive director of Xiamen Jihong Co., Ltd. (HKEX: 2603) since November 2025. He has also served as a director of Logistics and Supply Chain MultiTech R&D Centre Limited since January 2023.

Mr. Tang joined the Immigration Department of Hong Kong in 1985 and subsequently joined the Customs and Excise Department of Hong Kong in 1987. He served as the Commissioner of Customs and Excise of Hong Kong in July 2017 and retired in October 2021. Mr. Tang was appointed as Justice of the Peace in October 2022. He was awarded Commissioner of Customs and Excise's Commendation in 1997; Hong Kong Customs and Excise Long Service Medal in 2005, with the first and second clasps in 2012 and 2017 respectively; Hong Kong Customs and Excise Medal for Meritorious Service in 2014; Hong Kong Customs and Excise Medal for Distinguished Service in 2019; and the Silver Bauhinia Star in 2021.

Mr. Tang holds a bachelor's degree in arts from the Hong Kong Polytechnic University. He has also completed the Advanced Management Programme at INSEAD (Institut Européen d' Administration des Affaires) and the Advanced Management Programme at the National Academy of Governance of the People's Republic of China. Mr. Tang is currently a member of the Public Complaints Committee of the Hospital Authority of Hong Kong and a member of the Court of the Hong Kong Metropolitan University.

Senior Management

The senior management (other than our executive Director) of the Group comprises the following:

Name	Age	Position	Date of appointment as senior management
Hao Wu (吳昊)	39	Chief financial officer	May 11, 2023

Hao Wu (吳昊), aged 39, is the chief financial officer of our Group and oversees the finance and investments of our Group.

Mr. Wu joined JD Group in May 2014, and served as Internal Control Director, Risk Management Director, Head and Senior Director of Internal Audit Department of JD Group. Prior to that, Mr. Wu worked at Pactera Technology International Ltd. (formerly listed on Nasdaq: PACT) from July 2008 to May 2014, and served as Head of Internal Audit.

Mr. Wu received a bachelor's degree in management from China University of Geosciences, and a master of business administration from Guanghua School of Management of Peking University. Mr. Wu has extensive experience in accounting, corporate finance, and risk management.

Company Secretary

Ming King Chiu (趙明璟), our company secretary, is the Head of Company Secretarial Services (Client Portfolio Management), Greater China at Vistra Corporate Services (HK) Limited. He has over 10 years of experience in the company secretarial field. He is currently (1) the joint company secretary of CanSino Biologics Inc., a main board listed company in Hong Kong (HKEX: 6185); (2) the company secretary of Loco Hong Kong Holdings Limited, a GEM listed company in Hong Kong (GEM: 8162); (3) the company secretary of JD Health, a main board listed company in Hong Kong (HKEX: 6618 (HKD counter) and 86618 (RMB counter)); (4) the joint company secretary of China Construction Bank Corporation, a main board listed company in Hong Kong (HKEX: 0939); (5) the joint company secretary of ZTO Express (Cayman) Inc., a company listed on the New York Stock Exchange (NYSE: ZTO) and main board listed company in Hong Kong (HKEX: 2057); and (6) the company secretary of JD Industrials, a main board listed company in Hong Kong (HKEX: 7618).

Mr. Chiu was elected as an associate and a fellow of The Chartered Governance Institute in the United Kingdom in 2003 and 2015, respectively, and admitted as an associate and a fellow of The Hong Kong Chartered Governance Institute ("**HKCGI**") in October 2003 and September 2015, respectively. He is also a holder of the Practitioner's Endorsement Certificate issued by HKCGI. He is a chairman of the Professional Services Panel of HKCGI.

Mr. Chiu obtained a Bachelor of Arts degree from University of Toronto in Canada in June 1999 and received a Master of Arts degree in professional accounting and information systems from City University of Hong Kong in November 2003.

REPORT OF THE DIRECTORS

The Board is pleased to present this report of the Directors with the consolidated financial statements of the Group for the year ended December 31, 2025.

General Information

The Company was incorporated in the Cayman Islands on January 19, 2012 as an exempted limited liability company under the Companies Act.

The Company's Shares were listed on the Main Board of the Stock Exchange on May 28, 2021.

Principal Activities

The Company is an investment holding company, and together with its subsidiaries and consolidated affiliated entities, engage in the business of providing integrated supply chain solutions and logistics services to customers across a wide array of industries, such as FMCG, apparel, home appliances and home furniture, 3C, automotive and fresh produce, through its leading logistics networks. The Group's principal operations and geographic markets are in the PRC.

Business Review

The business review of the Group for the year ended December 31, 2025 is set out in the sections headed "CEO's Statement" and "Management Discussion and Analysis" from pages 5 to 6 and pages 7 to 26 of this annual report. Description of principal risks and uncertainties that the Group may be facing can be found in the sections headed "Report of Directors — Principal risks and uncertainties" and "Report of Directors — Risks relating to the Contractual Arrangements" on pages 35 to 36 and page 71 to 72 of this annual report. In addition, discussions on the key relationships with the stakeholders, compliance with the relevant laws and regulations, environmental policies and performance are set out on page 35 of this annual report and will also be set out in the "2025 Environmental, Social and Governance Report" to be published on the same day as this annual report.

Results

The results of the Group for the year ended December 31, 2025 are set out in the consolidated statement of profit or loss and consolidated statement of comprehensive income on page 105 and page 106 of this annual report.

Financial Summary

A summary of the condensed consolidated statements of profit or loss and statements of comprehensive income/(loss), and condensed consolidated statements of financial position of the Group is set out on page 4 of this annual report.

Share Capital

Details of movements in the share capital of the Company for the year ended December 31, 2025 are set out in Note 24 to the consolidated financial statements.

Subsidiaries

Particulars of the Company's principal subsidiaries and consolidated affiliated entities are set out in Note 37 to the consolidated financial statements.

Major Customers and Suppliers

Customers

While we serve both corporate and individual customers, we primarily serve corporate customers, including JD Group. We provide supply chain solutions and logistics services to customers across a wide range of industries, such as FMCG, apparel, home appliances and home furniture, 3C, automotive and fresh produce. Except for JD Group, our top customers are primarily the leading companies among the aforementioned industries in China. For the year ended December 31, 2025, the Group's five largest customers accounted for 38.6% of the Group's total revenue while the Group's largest customer, JD Group, accounted for 37.0% of the Group's total revenue.

As of December 31, 2025, JD Group indirectly owned approximately 63.0% of our total issued share capital. To the best of our knowledge, all of the other four largest customers during the year ended December 31, 2025 were independent third parties. As of December 31, 2025, (i) Mr. Richard Qiangdong Liu (劉強東), a non-executive Director and chairman of the Board, held approximately 72.9% of the voting rights in JD Group through shares capable of being exercised on resolutions in general meetings; and (ii) all the other Directors in aggregate held less than 1% of the beneficial ownership in JD Group.

Except as disclosed above, none of our other Directors, their respective associates or any Shareholder who, to the knowledge of the Directors, owned more than 5% of our issued share capital, has any interest in any of our top five customers during the year ended December 31, 2025.

Suppliers

Our top suppliers are primarily outsourced transportation service providers, and leasing and property management service providers. For the year ended December 31, 2025, the Group's five largest suppliers accounted for less than 30.0% of the Group's total purchases.

Key Relationship with Stakeholders

The Company is committed to maintaining a good relationship with stakeholders that have a significant impact on the Company and on which the Company's success depends. Further details will be set out in the "2025 Environmental, Social and Governance Report" published on the same day as this annual report.

Compliance with the Relevant Laws and Regulations

To the best of the Director's knowledge, information and belief, the Group has, in all material aspects, complied with the relevant laws and regulations that have a significant impact on the Group during the Reporting Period.

Environmental Policies and Performance

The Group is committed to fulfilling social responsibility, promoting employee benefits and development, protecting the environment and giving back to community and achieving sustainable growth. Further details will be set out in the "2025 Environmental, Social and Governance Report" published on the same day as this annual report.

Principal Risks and Uncertainties

Our operations involve certain risks and uncertainties, which are set out in the section headed "Risk Factors" of the Prospectus. Some of the major risks and uncertainties that we face relate to:

- the fact that our business and growth are significantly affected by the development of the e-commerce industry, as well as macroeconomic and other factors that affect demand for supply chain solutions and logistics services, in China and globally;

- intense competition that we face could adversely affect our results of operations and market share;

- the fact that a significant portion of our revenue was associated with JD Group during the Reporting Period and significant portion of our revenue may continue to be associated with JD Group in the foreseeable future. The fact that we may have different development prospects or conflicts of interest with JD Group and, because of JD Group's controlling ownership interest in the Company, may not be able to resolve such conflicts on favorable terms for us;

- any negative development with respect to our relationship with JD Group or negative publicity concerning JD Group may materially and adversely affect our business and brand;

- the fact that we incurred significant net losses in the past and may not be able to achieve or maintain profitability in the future;

- the fact that as we currently prioritize the maintenance of consistent growth of our business and profitability, however, there can be significant fluctuations in our profitability profile in the near-to-medium term;

- the fact that our historical results of operations and financial performance are not indicative of future performance;

- our reliance on our technology infrastructure and platform in our business operations, and failure to continue to improve and effectively utilize our technology infrastructure and platform or fully monetize and realize the benefits from new technologies could harm our business operations, reputation and prospects;

- fluctuations in the price or availability of fuel, may adversely affect our results of operations;

- our use of some leased properties could be challenged by third parties or government authorities, which may cause interruptions to our business operations. Failure to renew our current leases or locate desirable alternatives for our facilities could materially and adversely affect our business;

- the fact that our investments in warehouses and equipment may not match customer demand or there may be a lack of funding for these investments;

- severe weather conditions and other natural disasters, health epidemics and other outbreaks;

- any disruption to the operation of our warehousing and logistics facilities due to incidents such as fire and any losses suffered as a result of or in connection with such incidents could have a material adverse effect on our business;

- security breaches and attacks against our system and network, and any potential resultant breach or failure to otherwise protect confidential and proprietary information, could damage our reputation and adversely affect our business, financial condition and results of operations;

- we are subject to changing laws and regulations such as those regarding business operations, corporate governance, data privacy and public disclosure that have increased both our costs and the risk of non-compliance, and any failure to comply with PRC laws and regulations by us or our strategic partners may materially and adversely impact our business, reputation, financial condition and results of operations; and

- we may from time to time become parties to claims, lawsuits, legal or administrative disputes and other proceedings that may adversely affect our reputation, business and results of operations.

Use of Proceeds

Net Proceeds from the Global Offering

With the Shares listed on the Hong Kong Stock Exchange on the Listing Date, the net proceeds from the Global Offering were approximately RMB22,945 million. There has been no change in the intended use of proceeds as previously disclosed in the Prospectus.

The following table sets forth a summary of the utilization of the net proceeds from the Global Offering as of December 31, 2025.

Purpose	Net proceeds	Unutilized amount as of January 1, 2025	Utilized amount for the year ended December 31, 2025	Unutilized amount as of December 31, 2025	Expected timeline of full utilization
	(RMB million)	*(RMB million)*	*(RMB million)*	*(RMB million)*	
Upgrading and expansion of our logistics networks	12,620	2,141	2,141	—	12 to 36 months from May 16, 2024
Developing advanced technologies to be used in our supply chain solutions and logistics services	4,589	2,013	1,119	894	12 to 36 months from May 16, 2024
Expanding the breadth and depth of our solutions, as well as for penetrating existing customers and attracting potential customers	3,442	198	184	14	12 to 36 months from May 16, 2024
General corporate purposes and working capital needs	2,294	335	145	190	12 to 36 months from May 16, 2024
Total	22,945	4,687	3,589	1,098	

Note: The expected timeline for utilization of the unutilized net proceeds above is based on the Group's best estimation and is subject to change based on the future development of market conditions.

Net Proceeds from the Placing and the Subscription

On March 25, 2022, the Company entered into a placing agreement with the placing agents in relation to the placing of 150,500,000 Shares to independent purchasers. On the same day, the Company and Jingdong Technology Group Corporation entered into a Subscription Agreement. Completion of the Placing and Subscription took place on April 1, 2022 and May 26, 2022, respectively.

The net proceeds from the Placing and the Subscription were approximately RMB6,924 million. There has been no change in the intended use of net proceeds as previously disclosed in the announcements of the Company dated March 25, 2022, April 1, 2022 and May 26, 2022, and the circular of the Company dated April 25, 2022.

The following table sets forth a summary of the utilization of the net proceeds from the Placing and the Subscription as of December 31, 2025.

Purpose	**Net proceeds** *(RMB million)*	**Unutilized amount as of January 1, 2025** *(RMB million)*	**Utilized amount for the year ended December 31, 2025** *(RMB million)*	**Unutilized amount as of December 31, 2025** *(RMB million)*	**Expected timeline of full utilization**
Improving our logistics network and solutions, both organically and/or by acquisitions	5,885	—	—	—	N/A
General corporate purposes and working capital needs	1,039	662	578	84	12 to 24 months from May 16, 2024
Total	6,924	662	578	84	

Note: The expected timeline for utilization of the unutilized net proceeds above is based on the Group's best estimation and is subject to change based on the future development of market conditions.

Dividends

The Board did not recommend the distribution of a final dividend for the year ended December 31, 2025.

Reserves

As of December 31, 2025, the Company had distributable reserves of RMB52.2 billion. Details of movements in the reserves of the Company during the year ended December 31, 2025 are set out in Note 41.2 of the consolidated financial statements.

Borrowings

As of December 31, 2025, our outstanding borrowings amounted to RMB4.4 billion.

Debenture Issued

The Group has not issued any debentures during the year ended December 31, 2025.

Equity-Linked Agreements

Save as disclosed in this report, no equity-linked agreements were entered into by the Group, or existed during the year ended December 31, 2025.

Directors

The Directors who held office during the year ended December 31, 2025 and up to the date of this report were:

Executive Director

Zhenhui Wang (王振輝) *(Chief Executive Officer) (appointed on November 13, 2025)*
Wei Hu (胡偉) *(Chief Executive Officer) (resigned on November 13, 2025)*

Non-executive Director

Richard Qiangdong Liu (劉強東) *(Chairman)*

Independent Non-executive Directors

Nora Gu Yi Wu (顧宜)
Christina Gaw (吳燕安)
Laura J. Peterson *(appointed on December 29, 2025)*
Xiande Zhao (趙先德)
Yang Zhang (張揚)
Lin Ye (葉林)
Yi Hoi Tang (鄧以海) *(appointed on August 14, 2025)*

Pursuant to Article 16.19 of the Articles of Association, at every annual general meeting of the Company one-third of the Directors for the time being (or, if their number is not three or a multiple of three, then the number nearest to, but not less than, one-third) shall retire from office by rotation provided that every Director (including those appointed for a specific term) shall be subject to retirement by rotation at least once every three years. A retiring Director shall retain office until the close of the meeting at which she or he retires and shall be eligible for re-election thereat. The Company at any annual general meeting at which any Directors retire may fill the vacated office by electing a like number of persons to be Directors. Also, pursuant to Article 16.2 of the Articles of Association, the Board shall have power from time to time and at any time to appoint any person as a Director either to fill a casual vacancy or as an addition to the Board. Any Director so appointed to fill a casual vacancy shall hold office only until the first annual general meeting of the Company upon his/her appointment and shall then be eligible for re-election at that meeting.

Details of the Directors standing for re-election at the forthcoming annual general meeting will be set out in the circular to the Shareholders to be published on the websites of the Stock Exchange and the Company.

Board of Directors and Senior Management

Biographical details of the Directors and senior management of the Group are set out in the section headed "Directors and Senior Management" on pages 27 to 32 of this annual report.

Changes in Information of Directors

Pursuant to Rule 13.51B(1) of the Listing Rules, the changes in information of Directors since the last published interim report are set out below:

1. Mr. Zhenhui Wang (王振輝) has been appointed as an executive Director and the chief executive officer with effect from November 13, 2025;

2. Mr. Wei Hu (胡偉) has resigned as an executive Director and chief executive officer with effect from November 13, 2025;

3. Ms. Laura J. Peterson has been appointed as an independent non-executive Director with effect from December 29, 2025;

4. Ms. Nora Gu Yi Wu (顧宜) has been appointed as a member of the Nomination Committee and resigned as a member of the Remuneration Committee with effect from December 29, 2025;

5. Mr. Yi Hoi Tang (鄧以海) has been appointed as a member of the Remuneration Committee with effect from December 29, 2025 and has been the independent non-executive director of Xiamen Jihong Co., Ltd. (HKEX: 2603) since November 2025; and

6. Dr. Lin Ye (葉林) has resigned as a member of the Nomination Committee with effect from December 29, 2025.

Save as disclosed above, there were no changes in information of Directors that are required to be disclosed pursuant to Rule 13.51(B)(1) of the Listing Rules.

Permitted Indemnity

Pursuant to the Articles of Association and subject to the applicable laws and regulations, every Director shall be indemnified and secured harmless out of the assets and profits of the Company against all actions, costs, charges, losses, damages and expenses which they or any of them may incur or sustain in or about the execution of their duty in their offices.

Such permitted indemnity provision has been in force for the year ended December 31, 2025. The Company has taken out liability insurance to provide appropriate coverage for the Directors.

Directors' Service Contracts

The executive Director has entered into a service contract with the Company for an initial term of three years with effect from his appointment date (subject to re-election as and when required under the Articles of Association) and shall be automatically renewed for a successive period of three years (subject to retirement as and when required under the Articles of Association).

Each of the non-executive Director and independent non-executive Directors has signed a letter of appointment with the Company for (i) an initial period of three years from the date of the Prospectus or from the date of the Prospectus until the third annual general meeting of the Company since the Listing (whichever ends sooner), or (ii) an initial period of three years from the date of appointment, and shall be automatically renewed for successive periods of three years until terminated in accordance with the terms and conditions of the letter of appointment (as the case may be). Such appointments are subject to retirement as and when required under the Articles of Association, on and subject to the terms and conditions specified in the respective letter of appointment.

None of the Directors proposed for re-election at the forthcoming annual general meeting has a service contract with members of the Group that is not determinable by the Group within one year without payment of compensation, other than statutory compensation.

Directors' Interests in Transactions, Arrangements or Contracts of Significance

Save as disclosed in the section "Continuing Connected Transactions and Connected Transaction" below and in this annual report, none of the Directors nor any entity connected with the Directors had a material interest, either directly or indirectly, in any transactions, arrangements or contracts of significance to which the Company or any of its subsidiaries was a party subsisting during or at the end of the year ended December 31, 2025.

Management Contracts

No contract concerning the management and administration of the whole or any substantial part of the business of the Company was entered into or existed during the year ended December 31, 2025.

Contracts and Relationship with Controlling Shareholders

Save as disclosed in the section "Continuing Connected Transactions and Connected Transaction" below and in this annual report, no contract of significance or contract of significance for the provision of services has been entered into among the Company or any of its subsidiaries and the Controlling Shareholders during the year ended December 31, 2025.

As noted in the section headed "Relationship with Controlling Shareholders" of the Prospectus, JD Group is not engaged, and to the Company's knowledge as at the date of this report, will not engage in material respects, in the provision of services similar to our Group, save and except for the Excluded Businesses (as defined in the Prospectus) which include the following:

Development and management of logistics and industrial properties — JINGDONG Property, Inc. ("**JD Property**"): JD Property is a subsidiary of JD Group and a leading modern infrastructure asset management and integrated service platform. Its businesses mainly consist of development, investment, operation and management of modern infrastructure parks (which mainly include logistics parks, business parks and data centers) in China, Southeast Asia and Europe which are leased to the Group and other third parties. JD Property covers all phases from land acquisition to project planning and design to construction and development of the property assets whereas the Group leases and operates warehouses and logistics parks as a warehouse and logistics facilities operator to facilitate the provision of intelligent supply chain solutions and logistic services to our customers after the infrastructures and warehouses have been developed and put into use. It is important to note that the Group does not own, develop or manage logistics and industrial properties as a property developer or property management services provider (save for certain discrete property assets that form part of the Group subsequent to the acquisitions of Kuayue Express and Deppon Logistics in August 2020 and July 2022, respectively). JD Property does not offer any supply chain solutions, logistics services or delivery services and is purely infrastructure focused. Based on the above, we believe that there are fundamental differences between JD Property and the Group in terms of business focus and service offerings which are not comparable in all material respects and there is no competition between JD Property and the Group.

On the basis of the differences as set forth above, we consider that apart from their interest in the Company, our Controlling Shareholders and our Directors do not currently control a business similar to the principal business of the Group that competes or is likely to compete, either directly or indirectly, with the Group's business.

In addition, our Directors recognize the importance of good corporate governance in protecting our Shareholders' interests. Our independent non-executive Directors have reviewed and confirmed that there is no conflict of interests between the Group and our Controlling Shareholders that need to be disclosed to the Shareholders.

Directors' Rights to Acquire Shares or Debentures

Save as disclosed in this annual report, at no time during the year ended December 31, 2025 was the Company or any of its subsidiaries a party to any arrangements to enable the Directors to acquire benefits by means of the acquisition of shares in, or debentures of the Company or any other body corporate; and none of the Directors, or any of their spouse or children under the age of 18, had any right to subscribe for equity or debt securities of the Company or any other body corporate, or had exercised any such right.

Directors' Interests in Competing Business

Save and except for the interests of the Controlling Shareholders in our Company and its subsidiaries, during the year ended December 31, 2025, neither our Controlling Shareholders nor any of our Directors is considered to have interests in a business, apart from the business of our Group, which competes or is likely to compete, directly or indirectly, with our business, which would require disclosure under Rule 8.10 of the Listing Rules.

Directors' and Chief Executives' Interests and Short Positions in Shares and Underlying Shares and Debentures of the Company or any of its Associated Corporations

As of December 31, 2025, the interests and short positions of the Directors and chief executives in the shares, underlying shares and debentures of the Company or its associated corporations within the meaning of Part XV of the SFO, as recorded in the register maintained by the Company pursuant to Section 352 of the SFO or as otherwise notified to the Company and the Stock Exchange pursuant to the Model Code were as follows:

Interest in the Company

Name of Director	Nature of interest	Number of Shares	Approximate % of holding[1]
Zhenhui Wang (王振輝)	Beneficial owner[2]	5,011,820(L)	0.08
Richard Qiangdong Liu (劉強東)	Beneficial owner[3]; Interest in a controlled corporation[4]	4,291,457,805(L)	64.47
Nora Gu Yi Wu (顧宜)	Beneficial owner[5]	110,821(L)	0.00
Christina Gaw (吳燕安)	Beneficial owner[6]	892,514(L)	0.01
Laura J. Peterson	Beneficial owner[7]	68,613(L)	0.00
Xiande Zhao (趙先德)	Beneficial owner[8]	106,319(L)	0.00
Yang Zhang (張揚)	Beneficial owner[9]	61,887(L)	0.00
Lin Ye (葉林)	Beneficial owner[10]	96,525(L)	0.00
Yi Hoi Tang (鄧以海)	Beneficial owner[11]	59,415(L)	0.00

Notes:

1. The percentages are calculated on the basis of 6,656,781,772 Shares in issue as of December 31, 2025.

2. Includes Mr. Zhenhui Wang's (王振輝) entitlement to receive up to 5,011,820 Shares pursuant to the vesting of the awards granted to him under the Post-IPO Share Award Scheme, subject to the vesting schedule and conditions of those awards.

3. Includes Mr. Richard Qiangdong Liu's (劉強東) entitlement to receive up to 16,531,120 Shares pursuant to the exercise of options granted to him under the Pre-IPO ESOP, subject to the conditions (including vesting conditions) of those options.

4. Jingdong Technology Group Corporation, which holds 4,192,271,100 Shares, is wholly-owned by JD.com. As of December 31, 2025, Mr. Richard Qiangdong Liu (劉強東) is interested in approximately 72.9% of the voting rights in JD.com through shares capable of being exercised on resolutions in general meetings, further details of which are set out in the section headed "Relationship with our Controlling Shareholders" in the Prospectus.

5. Includes Ms. Nora Gu Yi Wu's (顧宜) entitlement to receive up to 59,308 Shares pursuant to the vesting of the awards granted to her under the Post-IPO Share Award Scheme, subject to the vesting schedule and conditions of those awards.

6. Includes (a) Ms. Christina Gaw's (吳燕安) entitlement to receive up to 62,514 Shares pursuant to the vesting of the awards granted to her under the Post-IPO Share Award Scheme, subject to the vesting schedule and conditions of those awards; and (b) 750,000 Shares held by Eternity Rich Investments Ltd., which is in turn wholly-owned by Ms. Christina Gaw (吳燕安).

7. Includes Ms. Laura J. Peterson's entitlement to receive up to 68,613 Shares pursuant to the vesting of the awards granted to her under the Post-IPO Share Award Scheme, subject to the vesting schedule and conditions of those awards.

8. Includes Dr. Xiande Zhao's (趙先德) entitlement to receive up to 61,887 Shares pursuant to the vesting of the awards granted to him under the Post-IPO Share Award Scheme, subject to the vesting schedule and conditions of those awards.

9. Includes Mr. Yang Zhang's (張揚) entitlement to receive up to 61,887 Shares pursuant to the vesting of the awards granted to him under the Post-IPO Share Award Scheme, subject to the vesting schedule and conditions of those awards.

10. Includes Dr. Lin Ye's (葉林) entitlement to receive up to 64,350 Shares pursuant to the vesting of the awards granted to him under the Post-IPO Share Award Scheme, subject to the vesting schedule and conditions of those awards.

11. Includes Mr. Yi Hoi Tang's (鄧以海) entitlement to receive up to 59,415 Shares pursuant to the vesting of the awards granted to him under the Post-IPO Share Award Scheme, subject to the vesting schedule and conditions of those awards.

12. (L) denotes a long position in the Shares.

Interests in the Underlying Shares of Associated Corporations of the Company

The Company has been granted (i) a certificate of exemption from strict compliance with Part XV of the SFO (other than Divisions 5, 11 and 12 of Part XV of the SFO) to the Directors or chief executives of the Company who is/are also a director or chief executive of JD.com (the "**Common Directors/Chief Executives**") with respect to their disclosure of interest, and short positions, in any shares in JD.com and associated corporations of the Company which are subsidiaries of JD.com ("**Associated Corporations**"), and (ii) a waiver from strict compliance with Practice Note 5 and paragraphs 41(4) and 45 of Part A of Appendix 1 (currently Appendix D1A) to the Listing Rules such that the Common Directors/Chief Executives will not be required to disclose their interests and short positions in any shares or underlying shares in the Associated Corporations in accordance with Part XV of the SFO (collectively, the "**DI Waivers**"). Further details regarding the waiver and exemption in relation to disclosure of interests information (including the conditions of such waiver and exemption) are set out in the section headed "Waivers from strict compliance with the Listing Rules and exemptions from the Companies (Winding Up and Miscellaneous Provisions) Ordinance — Waiver and exemption in relation to disclosure of interests information" in the Prospectus.

Except as specifically noted, the following table sets forth the Directors' or chief executives' beneficial ownership of JD.com's Class A ordinary shares and Class B ordinary shares as of December 31, 2025.

The calculations in the table below are based on 2,748,133,731 ordinary shares of JD.com outstanding as of December 31, 2025.

Beneficial ownership is determined in accordance with the rules and regulations of the U.S. SEC. In computing the number of shares beneficially owned by a person and the percentage ownership and voting power percentage of that person, JD.com has included shares and associated votes that the person has the right to acquire within 60 days, including through the exercise of any option, warrant or other right or the conversion of any other security. These shares and associated votes, however, are not included in the computation of the percentage ownership of any other person. Ordinary shares held by a shareholder are determined in accordance with JD.com's register of members.

	Ordinary shares beneficially owned*				
Name of Director	**Class A ordinary shares**	**Class B ordinary shares**	**Total ordinary shares**	**% of beneficial ownership**	**% of Aggregate voting power#**
Richard Qiangdong Liu (劉強東)	39,974,550[(1)]	305,630,780[(1)]	345,605,330[(1)]	12.5[(1)]	72.9[(2)(3)]

Notes:

For each person and group included in this column, percentage of voting power is calculated by dividing the voting power beneficially owned by such person or group by the voting power of all of the Class A ordinary shares and Class B ordinary shares as a single class.

* Beneficial ownership information disclosed herein represents direct and indirect holdings of entities owned, controlled or otherwise affiliated with the applicable holder as determined in accordance with the rules and regulations of the U.S. SEC.

1. Represents (i) 11,487,275 ADSs (each representing two Class A ordinary shares), representing 22,974,550 Class A ordinary shares, held by Max Smart Limited, (ii) 17,000,000 Class A ordinary shares that Mr. Richard Qiangdong Liu (劉強東) had the right to acquire upon exercise of options that had vested by or shall have become vested within 60 days after December 31, 2025 and (iii) 305,630,780 Class B ordinary shares directly held by Max Smart Limited. Max Smart Limited is a BVI company beneficially owned by The Max Smart Trust. Mr. Richard Qiangdong Liu (劉強東) is the settlor of the trust whose beneficiaries are Mr. Richard Qiangdong Liu (劉強東)'s family. These shares do not include 16,145,248 Class B ordinary shares held by Fortune Rising Holdings Limited, a BVI company, as described in note (2) below.

2. The aggregate voting power includes the voting power with respect to the 16,145,248 Class B ordinary shares held by Fortune Rising Holdings Limited. Mr. Richard Qiangdong Liu (劉強東) is the sole shareholder and the sole director of Fortune Rising Holdings Limited and he may be deemed to exercise the voting power with respect to all of the ordinary shares held by Fortune Rising Holdings Limited in accordance with the rules and regulations of the U.S. SEC, notwithstanding the facts described in note (3) below.

3. Fortune Rising Holdings Limited holds the 16,145,248 Class B ordinary shares for the purpose of transferring such shares to the plan participants under JD.com's share incentive plan, and administers the awards and acts according to JD.com's instruction. Fortune Rising Holdings Limited exercises the voting power with respect to these shares according to JD.com's instruction. Fortune Rising Holdings Limited is a company incorporated in the BVI. Mr. Richard Qiangdong Liu (劉強東) is the sole shareholder and the sole director of Fortune Rising Holdings Limited.

The following table lists out the interests of Directors or chief executives (who are not entitled to the DI Waivers) in JD.com, JD Health and JD Industrials (JD Health and JD Industrials are associated corporations of the Company and also subsidiaries of JD.com (i.e. fellow subsidiaries)), as of December 31, 2025.

Name of Director	Associated corporation	Nature of interest	Number of shares	% of interest in associated corporation
Zhenhui Wang (王振輝)	JD.com	Beneficial owner	83,494(L)	0.00
Christina Gaw (吳燕安)	JD.com	Beneficial owner	214(L)	0.00
Christina Gaw (吳燕安)	JD Health	Beneficial owner	29,450(L)	0.00
Richard Qiangdong Liu (劉強東)	JD Health	Interest in controlled corporation[1]; Beneficial owner[2]	2,184,655,829(L)	68.07
Richard Qiangdong Liu (劉強東)	JD Industrials	Interest in controlled corporation; Founder of a discretionary trust	2,036,270,230[3](L) 31,681,200[4](S)	75.77 1.18

Notes:

1. JD Jiankang Limited, which holds 2,149,253,732 shares of JD Health, is wholly-owned by JD.com. As of December 31, 2025, Mr. Richard Qiangdong Liu (劉強東) is interested in approximately 72.9% of the voting rights in JD.com through shares capable of being exercised on resolutions in general meetings.

2. Includes Mr. Richard Qiangdong Liu's (劉強東) entitlement to receive up to 8,840,421 shares of JD Health pursuant to the exercise of options granted to him, subject to the conditions (including vesting conditions) of those options.

3. These interests comprise of (i) 1,906,574,307 shares of JD Industrials directly held by JD Industrial Technology Limited which is wholly-owned by JD.com, (ii) 90,629,636 shares of JD Industrials held through Max I&P Limited, a BVI company beneficially owned by The Max Smart Trust (Mr. Richard Qiangdong Liu (劉強東) is the sole director of Max I&P Limited and the settlor of The Max Smart Trust), for the shares awards already vested to him pursuant to the Pre-IPO ESOP, (iii) 1,418,440 shares of JD Industrials held by Suzhou Yan Ji Network Technology Co., Ltd that are charged in favor of JD Industrial Technology Limited, pursuant to the equitable mortgage over shares dated May 22, 2020 entered into by Suzhou Yan Ji Network Technology Co., Ltd as mortgagor, JD Industrial Technology Limited as mortgagee, (iv) 17,615,827 shares of JD Industrials directly held by JD Industrial Technology LLC, the only common unit of which is held by JD Industrial Technology Limited, and (v) 20,032,020 shares of JD Industrials directly held by Magical Brush Limited which was wholly-owned by a limited liability partnership which, in turn, was held as to approximately 40.9% by another subsidiary of JD.com. As of December 31, 2025, Mr. Richard Qiangdong Liu (劉強東) is interested in approximately 72.9% of the voting rights in JD.com through shares capable of being exercised on resolutions in general meetings.

4. The short position has been released after return of the borrowed shares on January 13, 2026.

5. (L) denotes a long position in the shares.

6. (S) denotes a short position in the shares.

Save as disclosed above, as of December 31, 2025, none of the Directors and chief executives of the Company has any interest or short position in the shares, underlying shares or debentures of the Company or any of its associated corporations (within the meaning of Part XV of the SFO) as recorded in the register required to be kept by the Company pursuant to Section 352 of the SFO, or as otherwise notified to the Company and the Stock Exchange pursuant to Model Code.

Substantial Shareholders' Interests and Short Positions in Shares and Underlying Shares

As of December 31, 2025, the persons other than the Directors, whose interests have been disclosed in this annual report, had an interest or short position in the Shares and underlying Shares of the Company as recorded in the register required to be kept by the Company, pursuant to Section 336 of the SFO, were as follows:

Name of Shareholder	Nature of interest	Number of Shares	Approximate % of holding[1]
Jingdong Technology Group Corporation[2]	Beneficial owner	4,192,271,100(L)	62.98
JD.com[2]	Interest in controlled corporation	4,192,271,100(L)	62.98
TCT (BVI) Limited[3]	Trustee	497,970,656(L)	7.48
The Core Trust Company Limited[3]	Trustee	497,970,656(L)	7.48

Notes:

1. The percentages are calculated on the basis of 6,656,781,772 Shares in issue as of December 31, 2025.

2. Jingdong Technology Group Corporation is wholly-owned by JD.com. Under the SFO, JD.com is deemed to be interested in and control the 4,192,271,100 Shares held by Jingdong Technology Group Corporation.

3. The Core Trust Company Limited, as a trustee, holds 497,970,656 Shares on trust under certain share incentive scheme of the Company through Perfect Match Limited, Jungle Den Limited, Jazz Dream Limited and Mille Stelle Limited ("**Nominees**"), respectively. The Nominees are wholly-owned by TCT (BVI) Limited, which is in turn wholly-owned by The Core Trust Company Limited.

4. (L) denotes a long position in the Shares.

5. Pursuant to Section 336 of the SFO, if certain conditions are met, the Shareholders are required to submit a disclosure of interest notice. In the event of changes in the shareholding of the Shareholders in the Company, the Shareholders will not be required to notify the Company and the Stock Exchange unless certain conditions are met. Therefore, the latest shareholding of the Shareholders in the Company may be different from the shareholding submitted to the Stock Exchange.

Save as disclosed herein, as of December 31, 2025, no person, other than the Directors whose interests are set out in this annual report, had any interests or short positions in the Shares or underlying Shares of the Company as recorded in the register required to be kept by the Company pursuant to Section 336 of the SFO.

Emolument Policy and Directors' Remuneration

In compliance with the CG Code, the Company has established the Remuneration Committee to formulate remuneration policies. The remuneration is determined and recommended based on each Director's and senior management personnel's qualification, position and seniority. As for the independent non-executive Directors, their remuneration is determined by the Board upon recommendation from the Remuneration Committee. The Directors and the senior management personnel are eligible participants of the Pre-IPO ESOP, the Post-IPO Share Option Scheme and the Post-IPO Share Award Scheme. Details of the remuneration of the Directors, senior management and the five highest paid individuals are set out in Note 13, Note 33 and Note 14, respectively, to the consolidated financial statements.

None of the Directors waived or agreed to waive any remuneration and there were no emoluments paid by the Group to any of the Directors as an inducement to join, or upon joining the Group, or as compensation for loss of office.

Share Schemes

The Company has three existing share schemes, namely the Pre-IPO ESOP, the Post-IPO Share Option Scheme and the Post-IPO Share Award Scheme, which were all adopted before the effective date of the amendments to the Chapter 17 of the Listing Rules on January 1, 2023. The Company has complied and will continue to comply with the new Chapter 17 to the extent required by the transitional arrangements for the existing share schemes.

39,824,153 new Shares, representing approximately 0.6% of the weighted average of issued share capital of the Company, were issued or may be issued in respect of all options and awards granted during the Reporting Period to eligible participants pursuant to the Post-IPO Share Option Scheme and the Post-IPO Share Award Scheme.

Further, details and relevant breakdowns of each of the share schemes are set out below:

Pre-IPO ESOP

The Pre-IPO ESOP was approved and adopted by the Company on March 31, 2018, as amended from time to time.

Purpose

The purpose of the Pre-IPO ESOP is to promote the success and enhance the value of the Company by linking the personal interests of the members of the Board, employees and consultants to those of the Company's shareholders and by providing such individuals with an incentive for outstanding performance to generate superior returns to the Shareholders. The Pre-IPO ESOP is further intended to provide flexibility to the Company in its ability to motivate, attract and retain the services of its recipients upon whose judgment, interest and special effort the successful conduct of the Company's operation is largely dependent.

Eligible participants

Persons eligible to participate in the Pre-IPO ESOP include employees, consultants and all members of the Board, as determined by a committee authorized by the Board (the "**Committee**"). The awards granted were in the form of options, restricted share awards and restricted share units (the "**Pre-IPO Awards**").

Maximum number of new Shares available for issue

The maximum aggregate number of new Shares issued and may be issued pursuant to all Pre-IPO Awards under the Pre-IPO ESOP is 598,847,916 Shares that are reserved under the Pre-IPO ESOP.

No further Pre-IPO Awards would be granted under the Pre-IPO ESOP after Listing.

Given that no further Pre-IPO Awards would be granted under the Pre-IPO ESOP, the outstanding number of options would be equivalent to the maximum number of new Shares available for issue under the Pre-IPO ESOP. As of the date of this report, outstanding options representing 62,552,661 underlying Shares, being approximately 0.94% of the issued share capital of the Company, were granted to eligible participants pursuant to the Pre-IPO ESOP. Details of the Pre-IPO ESOP are set out in Note 26 to the consolidated financial statements.

Maximum entitlement for each participant

Under the Pre-IPO ESOP, there is no specific limit on the maximum number of shares which may be granted to a single eligible participant but unvested.

Vesting period

The vesting criteria and conditions, and the vesting date are specified in the award agreement. Details of the vesting period of individual grants are stated in the table below.

Period of the Pre-IPO ESOP

The Pre-IPO ESOP commenced on March 31, 2018 and will expire on March 31, 2028. Upon expiry of the Pre-IPO ESOP, any Pre-IPO Awards that are outstanding shall remain in force according to the terms of the Pre-IPO ESOP and the applicable award agreement.

Exercise price

The exercise price per Share subject to an option shall be determined by the Committee and set forth in the award agreement which may be a fixed or variable price related to the fair market value of the Shares.

The exercise price per Share subject to an option may be amended or adjusted in the absolute discretion of the Committee, the determination of which shall be final, binding and conclusive. For the avoidance of doubt, to the extent not prohibited by applicable laws, rules and regulations, a downward adjustment of the exercise prices of options mentioned in the preceding sentence shall be effective without the approval of the Company's shareholders or the approval of the affected participants.

Further details of the Pre-IPO ESOP are set out in the section headed "Statutory and General Information — Share Incentive Plan" of Appendix IV to the Prospectus.

Details of the outstanding options granted under the Pre-IPO ESOP (to be satisfied by existing Shares) for the year ended December 31, 2025 are as follows:

Name	Role	Date of grant	Vesting period[1]	Exercise price (USD per Share)	Outstanding as of January 1, 2025	Exercised during the Reporting Period	Cancelled during the Reporting Period	Lapsed during the Reporting Period	Outstanding as of December 31, 2025	Weighted average closing price of Shares immediately before the date of exercise during the Reporting Period (HKD)
Director										
Richard Qiangdong Liu (劉強東)	Non-executive Director and chairman of the Board	October 15, 2020	1 to 6 years	0.01	33,062,237	16,531,117	—	—	16,531,120	12.22
Five highest paid individual during the Reporting Period in aggregate[2]		April 1, 2018 to April 1, 2021	0.8 to 6 years	0.01	2,700,001	1,083,800	—	—	1,616,201	11.89
Other grantees in aggregate		April 1, 2018 to April 1, 2021	0.5 to 12.3 years	0.01	57,874,463	9,305,248	223,603	1,973,915	46,371,697	12.82
Total					93,636,701	26,920,165	223,603	1,973,915	64,519,018	

Notes:

1. The exercise period of the options granted under the Pre-IPO ESOP shall commence from the date on which the relevant options become vested and end on the 10th anniversary of the grant date or as extended with the approval of the Board and/or the Scheme Administrator in accordance with the rules of the Pre-IPO ESOP, subject to the terms of the Pre-IPO ESOP and the share option award agreement signed by the grantee.

2. The five highest paid individuals during the Reporting Period in aggregate did not include the Director disclosed above.

Post-IPO Share Option Scheme

The Post-IPO Share Option Scheme was adopted pursuant to the written resolutions of the Shareholders passed on May 10, 2021.

Purpose

The purpose of the Post-IPO Share Option Scheme is to provide selected participants with the opportunity to acquire proprietary interests in the Company and to encourage selected participants to work towards enhancing the value of the Company and its Shares for the benefit of the Company and Shareholders as a whole. The Post-IPO Share Option Scheme will provide the Company with a flexible means of retaining, incentivizing, rewarding, remunerating, compensating and/or providing benefits to selected participants.

Selected participants

Any individual, being an employee, director, officer, consultant, advisor, distributor, contractor, customer, supplier, agent, business partner, joint venture business partner or service provider of any member of the Group or any affiliate who the Board or its delegate(s) considers, in their sole discretion, to have contributed or will contribute to our Group is entitled to be offered and granted options. However, no individual who is resident in a place where the grant, acceptance or exercise of options pursuant to the Post-IPO Share Option Scheme is not permitted under the laws and regulations of such place or where, in the view of the Board or its delegate(s), compliance with applicable laws and regulations in such place makes it necessary or expedient to exclude such individual, is eligible to be offered or granted options.

Maximum number of Shares available for grant

The total number of Shares which may be issued upon exercise of all options to be granted under the Post-IPO Share Option Scheme and any other schemes is 609,160,767 Shares, being no more than 10% of the Shares in issue on the Listing Date (the "**Option Scheme Mandate Limit**") (excluding any Shares which may be issued pursuant to the exercise of the Over-allotment Option and the shares to be issued under the Pre-IPO ESOP and grants under the Post-IPO Share Award Scheme). Options which have lapsed in accordance with the terms of the rules of the Post-IPO Share Option Scheme (or any other share option schemes of the Company) shall not be counted for the purpose of calculating the Option Scheme Mandate Limit.

The overall limit on the number of Shares which may be issued upon exercise of all outstanding options granted and yet to be exercised under the Post-IPO Share Option Scheme and any other share option schemes of the Company at any time must not exceed 30% of the Shares in issue from time to time (the "**Option Scheme Limit**"). No options may be granted under any schemes of our Company (or its subsidiaries) if this will result in the Option Scheme Limit being exceeded.

As of December 31, 2025 and the date of this report, no options had been granted, agreed to be granted, exercised, cancelled or lapsed pursuant to the Post-IPO Share Option Scheme and therefore the total number of Shares available for grant under the Post-IPO Share Option Scheme was 609,160,767 Shares and 609,160,767 Shares (representing 9.13% of the issued share capital of the Company as of the date of this report), respectively.

Maximum entitlement of a grantee

Unless approved by our Shareholders, the total number of Shares issued and to be issued upon exercise of the options granted and to be granted under the Post-IPO Share Option Scheme and any other share option scheme(s) of the Company to each selected participant (including both exercised and outstanding options) in any 12-month period shall not exceed 1% of the total number of Shares in issue.

Remaining life of the Post-IPO Share Option Scheme

The Post-IPO Share Option Scheme is valid and effective for a period of 10 years commencing from the Listing Date and up to May 28, 2031. The remaining life of the Post-IPO Share Option Scheme is approximately over 5 years.

Option period

An option may, subject to the terms and conditions upon which such option is granted, be exercised in whole or in part by the grantee giving notice in writing to the Company in such form as the Board or its delegate(s) may from time to time determine stating that the option is thereby exercised and the number of Shares in respect of which it is exercised.

The Board or its delegate(s) has the discretion to determine the minimum period(s) for which an option must be held and/or any minimum performance target(s) that must be achieved before it can be exercised in whole or in part.

Vesting period

The vesting criteria and conditions, and the vesting date as determined by the Board or its delegate will be specified in the award agreement.

Consideration

A nominal consideration of RMB1.0 is payable upon acceptance of the grant of an option.

Exercise price

Pursuant to the Post-IPO Share Option Scheme, the participants may subscribe for the Shares on the exercise of an option at the price determined by the Board or its delegate(s) provided that it shall be not less than the greater of (a) the closing price of the Shares as stated in the daily quotations sheet issued by the Stock Exchange on the date of grant; (b) the average closing price of the Shares as stated in the daily quotations sheet issued by the Stock Exchange for the five business days immediately preceding the date of grant; and (c) the nominal value of a Share on the date of grant.

Further details of the Post-IPO Share Option Scheme are set out in the section headed "Statutory and General Information — Share Incentive Plan" of Appendix IV to the Prospectus.

Post-IPO Share Award Scheme

The Post-IPO Share Award Scheme was adopted pursuant to the written resolutions of the Shareholders passed on May 10, 2021.

Purpose

The purpose of the Post-IPO Share Award Scheme is to align the interests of Eligible Persons (as defined below) with those of the Group through ownership of Shares, dividends and other distributions paid on Shares and/or the increase in value of the Shares, and to encourage and retain Eligible Persons (as defined below) to make contributions to the long-term growth and profits of the Group.

Eligible participants

Any individual, being an employee, director (including executive Director, non-executive Director and independent non-executive Directors), officer, consultant, advisor, distributor, contractor, customer, supplier, agent, business partner, joint venture business partner or service provider of any member of the Group or any affiliate (an "**Eligible Person**" and, collectively "**Eligible Persons**") who the Board or its delegate(s) considers, in its sole discretion, to have contributed or will contribute to the Group is eligible to receive an Award. However, no individual who is resident in a place where the grant, acceptance or vesting of an Award pursuant to the Post-IPO Share Award Scheme is not permitted under the laws and regulations of such place or where, in the view of the Board or its delegate(s), compliance with applicable laws and regulations in such place makes it necessary or expedient to exclude such individual, shall be entitled to participate in the Post-IPO Share Award Scheme.

Award

An Award gives a selected participant a conditional right, when the Award Shares vest, to obtain the Award Shares or, if in the absolute discretion of the Board or its delegate(s), it is not practicable for the selected participant to receive the Award in Shares, the cash equivalent from the sale of the Award Shares. An Award includes all cash income from dividends in respect of those Shares from the date the Award is granted to the date the Award vests. For the avoidance of doubt, the Board or its delegate(s) at its discretion may from time to time determine that any dividends declared and paid by the Company in relation to the Award Shares be paid to the selected participant even though the Award Shares have not yet vested.

Granting of Awards

The Board may, from time to time, grant Awards to a selected participant by way of an award letter. The award letter will specify the grant date, the number of Award Shares underlying the Award, the vesting criteria and conditions, the vesting date and such other details as the Board or its delegate(s) may consider necessary.

Each grant of an Award to any Director or the chairman of the Company shall be subject to the prior approval of the independent non-executive Directors of the Company (excluding any independent non-executive Director who is a proposed recipient of the grant of an Award). The Company will comply with the relevant requirements under Chapter 14A of the Listing Rules for any grant of Shares to connected persons of the Company.

Maximum number of Award Shares (either to be satisfied by new Shares or existing Shares) available for grant

The aggregate number of Award Shares granted and to be granted under the Post-IPO Share Award Scheme (excluding Award Shares which have been forfeited in accordance with the Post-IPO Share Award Scheme) will not exceed 609,160,767 Shares without Shareholders' approval subject to an annual limit of 3% of the total number of issued Shares at the relevant time.

As of January 1, 2025, 473,753,580 Award Shares were available for grant under the Post-IPO Share Award Scheme. During the Reporting Period, 48,581,929 Award Shares were granted to eligible participants pursuant to the Post-IPO Share Award Scheme. It follows that, as of December 31, 2025, 446,612,031 Award Shares were available for grant under the Post-IPO Share Award Scheme.

Maximum number of new Shares available for issue

The total number of new Shares issued and may be issued pursuant to the Post-IPO Share Award Scheme will not exceed 609,160,767 Shares, representing 10% of the Company's issued share capital upon listing (the "**Scheme Mandate**").

As of January 1, 2025, 261,660,767 new Shares were available for issue under the Scheme Mandate. During the Reporting Period, 29,400,000 new Shares were issued pursuant to the Post-IPO Share Award Scheme. It follows that, as of December 31, 2025 and the date of this report, 232,260,767 new Shares and 216,560,767 new Shares (representing approximately 3.48% and 3.25% of the issued share capital of the Company as of the date of this report, respectively) were available for issue under the Scheme Mandate, respectively.

Consideration and purchase price

Pursuant to the Post-IPO Share Award Scheme, there is no amount payable on application or acceptance of the Award and no purchase price of Shares awarded.

Maximum entitlement for each participant

Under the Post-IPO Share Award Scheme, there is no specific limit on the maximum number of shares which may be granted to a single eligible participant but unvested under the Post-IPO Share Award Scheme.

Termination

The Post-IPO Share Award Scheme shall terminate on the earlier of:

a) the end of the period of ten years commencing on the Listing Date except in respect of any non-vested Shares granted hereunder prior to the expiration of the Post-IPO Share Award Scheme, for the purpose of giving effect to the vesting of such Shares or otherwise as may be required in accordance with the provisions of the Post-IPO Share Award Scheme; and

b) such date of early termination as determined by the Board provided that such termination shall not affect any subsisting rights of any selected participant under the rules of the Post-IPO Share Award Scheme, provided further that for the avoidance of doubt, the change in the subsisting rights of a selected participant in this paragraph refers solely to any change in the rights in respect of the Shares already granted to a selected participant.

Remaining life of the Post-IPO Share Award Scheme

The Post-IPO Share Award Scheme is valid and effective for a period of 10 years commencing from the Listing Date and up to May 28, 2031. The remaining life of the Post-IPO Share Award Scheme is approximately over 5 years.

Further details of the Post-IPO Share Award Scheme are set out in the section headed "Statutory and General Information — Share Incentive Plan" of Appendix IV to the Prospectus.

Details of the unvested Award Shares granted under the Post-IPO Share Award Scheme for the year ended December 31, 2025 (to be satisfied by new Shares) are as follows:

Name	Date of grant	Vesting period	Purchase price	Unvested Award Shares as of January 1, 2025	Granted during the Reporting Period[1]	Vested during the Reporting Period	Cancelled during the Reporting Period	Lapsed during the Reporting Period	Unvested Award Shares as of December 31, 2025	Closing price of Shares immediately before the date of grant during the Reporting Period (HKD)	Fair value of Award Shares at the date of grant during the Reporting Period[2] (HKD)	Weighted average closing price of the Share immediately before the date of vesting during the Reporting Period (HKD)
Employee Participants	July 1, 2021	0.8 to 6 years	Nil	279,895	—	59,365	183,135	37,395	—	N/A	N/A	12.69
	October 1, 2021	0.5 to 6 years	Nil	1,175,756	—	797,115	10,263	168,366	200,012	N/A	N/A	13.07
	January 1, 2022	0.1 to 6 years	Nil	599,795	—	247,965	—	102,348	249,482	N/A	N/A	12.78
	April 1, 2022	0.3 to 5.3 years	Nil	8,635,590	—	3,186,051	1,078,607	1,823,643	2,547,289	N/A	N/A	12.56
	July 1, 2022	0.5 to 6 years	Nil	2,024,158	—	727,463	—	589,008	707,687	N/A	N/A	13.14
	October 1, 2022	0.3 to 4 years	Nil	2,238,585	—	964,964	14,973	291,453	967,195	N/A	N/A	13.10
	January 1, 2023	0.3 to 4 years	Nil	2,142,393	—	877,142	—	504,256	760,995	N/A	N/A	12.80
	April 1, 2023	0.3 to 4 years	Nil	15,965,143	—	5,302,521	51,750	1,665,910	8,944,962	N/A	N/A	12.58
	July 1, 2023	0.3 to 4 years	Nil	4,428,005	—	1,737,887	51,292	545,746	2,093,080	N/A	N/A	13.11
	October 1, 2023	1 to 4 years	Nil	5,276,629	—	1,763,735	11,923	577,106	2,923,865	N/A	N/A	13.10
	January 1, 2024	0.5 to 4 years	Nil	1,650,292	—	317,941	—	376,038	956,313	N/A	N/A	12.85
	April 1, 2024	1 to 4 years	Nil	26,862,211	—	6,426,088	44,850	1,900,988	18,490,285	N/A	N/A	12.56
	July 1, 2024	0.8 to 4.8 years	Nil	9,335,692	—	1,702,128	1,927	2,889,219	4,742,418	N/A	N/A	13.13
	October 1, 2024	0.5 to 4 years	Nil	15,962,314	—	3,247,577	16,737	3,324,446	9,373,554	N/A	N/A	13.10
	January 1, 2025	0.5 to 4 years	Nil	—	7,355,593	3,888	—	1,688,151	5,663,554	12.80	12.80	13.14
	April 1, 2025	0.3 to 4 years	Nil	—	21,463,600	110,394	—	3,669,789	17,683,417	12.56	12.76	13.14
	July 1, 2025	0.3 to 4 years	Nil	—	9,361,882	127,876	—	866,240	8,367,766	13.14	13.14	13.10
	October 1, 2025	0.3 to 4 years	Nil	—	1,643,078	—	—	—	1,643,078	13.10	13.10	N/A
Related Entity Participants	July 1, 2022	0.8 to 11.8 years	Nil	300,000	—	—	—	300,000	—	N/A	N/A	N/A
Service Providers	October 1, 2021	1 to 4 years	Nil	43,839	—	43,839	—	—	—	N/A	N/A	13.10
	April 1, 2022	1 to 4 years	Nil	2,500	—	1,250	—	1,250	—	N/A	N/A	12.56
	October 1, 2022	1 to 4 years	Nil	20,000	—	10,000	—	—	10,000	N/A	N/A	13.10
Total				96,942,797	39,824,153	27,655,189	1,465,457	21,321,352	86,324,952			

Notes:

1. There was no performance target attached to the grants during the Reporting Period.

2. The fair values of the Award Shares granted during the Reporting Period were determined based on the market value of the Shares at the respective grant dates.

3. As disclosed in the 2024 Annual Report, the number of unvested Award Shares for Employee Participants granted on April 1, 2022, April 1, 2023, October 1, 2023, April 1, 2024 and October 1, 2024 as of December 31, 2024 was 8,643,090, 15,992,893, 5,301,379, 26,992,211 and 16,022,314, respectively. On April 1, 2025, due to administrative reasons, such as change in personnel positions and costs reasons, the scheme administrator has resolved to make administrative adjustments (the "**Administrative Adjustments**") in relation to the type of Shares to be used to 7,500, 27,750, 24,750, 130,000 and 60,000 Awards Shares granted by the Company on April 1, 2022, April 1, 2023, October 1, 2023, April 1, 2024 and October 1, 2024, respectively, with existing Shares (instead of new Shares as originally intended on the date of grant). Details of the Administrative Adjustments for the April 1, 2023, October 1, 2023, April 1, 2024 and October 1, 2024 batches are set out in the announcement of the Company dated April 1, 2025. After the Administrative Adjustments and the movements of Award Shares as stated in the table, the number of unvested Award Shares for Employee Participants granted on April 1, 2022, April 1, 2023, October 1, 2023, April 1, 2024 and October 1, 2024 was 2,547,289, 8,944,962, 2,923,865, 18,490,285 and 9,373,554, respectively.

   For the avoidance of doubt, (a) such Administrative Adjustments are allowed under the rules of the Post-IPO Share Award Scheme, and (b) all the terms and conditions of the grants as stated in the above have not been amended, the updates are purely administrative adjustments and only in respect of how the Award Shares shall be satisfied.

Details of the unvested Award Shares granted under the Post-IPO Share Award Scheme for the year ended December 31, 2025 (to be satisfied by existing Shares) are as follows:

Name	Role	Date of grant	Vesting period	Purchase price	Unvested Award Shares as of January 1, 2025	Granted during the Reporting Period[1]	Vested during the Reporting Period	Cancelled during the Reporting Period	Lapsed during the Reporting Period	Unvested Award Shares as of December 31, 2025	Closing price of Shares immediately before the date of grant during the Reporting Period (HKD)	Fair value of Awards Shares at the date of grant during the Reporting Period[2] (HKD)	Weighted average closing price of the Share immediately before the date of vesting during the Reporting Period (HKD)
Directors													
Zhenghui Wang (王振輝)	Executive Director and chief executive officer	November 18, 2025	0.4 to 2.4 years	Nil	—	5,011,820	—	—	—	5,011,820	12.27	12.05	N/A
Nora Gu Yi Wu (顧宜)	Independent non-executive Director	May 28, 2024	1 to 3 years	Nil	88,962	—	29,654	—	—	59,308	N/A	N/A	11.82
Xiande Zhao (趙先德)	Independent non-executive Director	July 1, 2022	0.8 to 2.8 years	Nil	14,812	—	14,812	—	—	—	N/A	N/A	12.40
		April 30, 2025	0.9 to 2.9 years	Nil	—	61,887	—	—	—	61,887	11.96	12.24	N/A

Name	Role	Date of grant	Vesting period	Purchase price	Unvested Award Shares as of January 1, 2025	Granted during the Reporting Period[1]	Vested during the Reporting Period	Cancelled during the Reporting Period	Lapsed during the Reporting Period	Unvested Award Shares as of December 31, 2025	Closing price of Shares immediately before the date of grant during the Reporting Period (HKD)	Fair value of Awards Shares at the date of grant during the Reporting Period[2] (HKD)	Weighted average closing price of the Share immediately before the date of vesting during the Reporting Period (HKD)
Yang Zhang (張揚)	Independent non-executive Director	July 1, 2022	0.8 to 2.8 years	Nil	14,812	—	14,812	—	—	—	N/A	N/A	12.40
		April 30, 2025	0.9 to 2.9 years	Nil	—	61,887	—	—	—	61,887	11.96	12.24	N/A
Lin Ye (葉林)	Independent non-executive Director	June 28, 2024	1 to 3 years	Nil	96,525	—	32,175	—	—	64,350	N/A	N/A	13.08
Christina Gaw (吳燕安)	Independent non-executive Director	February 14, 2025	1 to 3 years	Nil	—	62,514	—	—	—	62,514	14.40	14.90	N/A
Yi Hoi Tang (鄧以海)	Independent non-executive directors	August 20, 2025	1 to 3 years	Nil	—	59,415	—	—	—	59,415	13.20	13.13	N/A
Laura J. Peterson	Independent non-executive directors	December 29, 2025	1 to 3 years	Nil	—	68,613	—	—	—	68,613	11.79	11.55	N/A
Five highest paid individual during the Reporting Period in aggregate		July 1, 2023 to April 1, 2025	0.3 to 5.5 years	Nil	2,903,285	2,000,000	1,789,384	—	—	3,113,901	12.56	12.76	12.62
Other grantees in aggregate		April 1, 2022	1 to 4 years	Nil	82,500	—	53,750	—	—	28,750	N/A	N/A	12.56
		July 1, 2022	0.8 to 4.3 years	Nil	70,000	—	35,000	—	—	35,000	N/A	N/A	12.56
		April 1, 2023	1 to 4 years	Nil	205,500	—	68,500	—	—	137,000	N/A	N/A	12.56
		July 1, 2023	1 to 4 years	Nil	52,500	—	17,500	—	—	35,000	N/A	N/A	13.14
		October 1, 2023	1 to 4 years	Nil	326,964	—	144,148	—	—	182,816	N/A	N/A	12.84
		April 1, 2024	1 to 4 years	Nil	805,000	—	201,250	—	—	603,750	N/A	N/A	12.56
		October 1, 2024	1 to 4 years	Nil	230,000	—	57,500	—	—	172,500	N/A	N/A	13.10
		April 1, 2025	1 to 4 years	Nil	—	1,090,000	—	—	—	1,090,000	12.56	12.76	N/A
		October 1, 2025	0 to 3.3 years	Nil	—	341,640	69,876	—	18,653	253,111	13.10	13.10	13.10
Total					4,890,860	8,757,776	2,528,361	—	18,653	11,101,622			

Notes:

1. There was no performance target attached to the grants during the Reporting Period.

2. The fair values of the Award Shares granted during the Reporting Period were determined based on the market value of the Shares at the respective grant dates.

3. As disclosed in the 2024 Annual Report, the number of unvested Award Shares to be satisfied by existing Shares for other grantees in aggregate as of December 31, 2024 was 1,522,464. During the Reporting Period, due to the Administrative Adjustments as referred to in note 3 on page 56 and the movements of Award Shares as stated in the table above, the number of unvested Award Shares to be satisfied by existing Shares for other grantees in aggregate as of December 31, 2025 was 2,537,927.

Our Connected Persons

During the Reporting Period, the Group entered into certain transactions with the following connected persons, which constitute our continuing connected transactions under the Listing Rules.

JD.com and its associates

Connected Relationship	Name
Controlling Shareholder	JD.com, its subsidiaries and consolidated affiliated entities, excluding the Group
JD.com's associates	Including, but not limited to JD Technology

Continuing connected transactions and Connected Transaction

Set out below is a table in relation to continuing connected transactions of the Group during the Reporting Period and are required under the Listing Rules to be disclosed in the annual report and consolidated financial statements of the Company.

Continuing Connected Transactions	Proposed Annual Cap for 2025 (RMB'000)	Actual Transaction Amount in 2025 (RMB'000)
Supply Chain Solutions and Logistics Services Framework Agreement[1]		
Transaction amount to be paid by JD Group and its associates to us	110,000,000	81,034,103
Advertising and Promotional Services Framework Agreement		
Transaction amount to be paid by JD Group and its associates to us	787,000	250,176
Leasing Framework Agreement		
Transaction amount to be paid by us to JD Group	2,954,000	898,561
Dada Delivery Services Framework Agreement[2]		
Transaction amount to be paid by us to Dada Group	N/A	124,297

Continuing Connected Transactions	Proposed Annual Cap for 2025 (RMB'000)	Actual Transaction Amount in 2025 (RMB'000)
Payment Services Framework Agreement		
Transaction amount to be paid by us to JD Technology	259,000	97,895
Shared Services Framework Agreement		
Transaction amount to be paid by us to JD Group	3,754,000	2,459,767
Factoring Services Framework Agreement		
Transaction amount to be paid by JD Technology to us	15,000,000	6,358,552
Transaction amount to be paid by us to JD Technology	191,000	31,410
Procurement Framework Agreement[3]		
Transaction amounts to be paid by us to JD Group	1,000,000	449,505
Freight Services Framework Agreement[2]		
Transaction amount to be paid by us to Dada Group	652,000	492,201
Operation Support Services Framework Agreement[2]		
Transaction amount to be paid by us to Dada Group	126,000	64,880
Contractual Arrangements	N/A	—

Notes:

1. On October 8, 2025, the Company entered into the Supply Chain Solutions and Logistics Services Supplemental Agreement with JD.com to revise the pricing policies under the original agreement. In addition, in view of the increasing demand for the provision of integrated supply chain solutions and other logistics services under the Supply Chain Solutions and Logistics Services Framework Agreement as a result of the expected increase in the future business needs of JD Group, the Board proposed to revise and increase the original annual cap for 2025 from RMB72,289 million to RMB110,000 million. The Supply Chain Solutions and Logistics Services Supplemental Agreement and the transactions contemplated thereunder (including the revised annual caps) were approved by Shareholders at the extraordinary general meeting on November 21, 2025. For details, please refer to the announcement of the Company dated October 9, 2025 and the circular of the Company dated November 4, 2025.

2. Dada Group provides delivery services, freight services, and operation support services to the Group. On October 8, 2025, the Company and JD.com entered into the Business Transfer Agreement, pursuant to which the Group agreed to acquire, and JD Group agreed to transfer, the Target Business. On October 31, 2025, the Group completed the acquisition of the Target Business. Immediately following the acquisition, the related transactions between the Group and Dada Group no longer constitute continuing connected transactions. The transaction amounts disclosed above reflect activities from January 1, 2025 to October 31, 2025 (i.e. up to the date of completion of the acquisition of the Target Business). For details, please refer to the Announcement.

3. On April 12, 2024, the Company entered into the Procurement Framework Agreement with JD.com for a term from April 12, 2024 to December 31, 2026. For details, please refer to the announcement of the Company dated April 12, 2024. On October 8, 2025, the Company and JD.com entered into the Supplemental Agreement to amend the terms of the Procurement Framework Agreement. In addition, in view of the increasing demand for the procurement from JD Group and its associates, the Board had resolved to revise and increase the original annual cap for 2025 under the Procurement Framework Agreement from RMB502 million to RMB1,000 million. For details, please refer to the announcement of the Company dated October 9, 2025.

Supply Chain Solutions and Logistics Services Framework Agreement

The Company entered into the supply chain solutions and logistics services framework agreement with JD.com on September 1, 2023 (the "**Supply Chain Solutions and Logistics Services Framework Agreement**"), pursuant to which the Group will provide integrated supply chain solutions and other logistics services to JD Group and its associates including but not limited to warehouse operation and storage services, domestic and international transportation and delivery services, after sales and maintenance services, cash on delivery services, and other related ancillary services in exchange for service fees.

The term of the Supply Chain Solutions and Logistics Services Framework Agreement commenced on January 1, 2024 and will end on December 31, 2026.

For details, please refer to the announcement of the Company dated September 1, 2023 and the circular of the Company dated November 9, 2023.

On October 8, 2025, the Company entered into the Supply Chain Solutions and Logistics Services Supplemental Agreement with JD.com to revise the pricing policies. In addition, in view of the increasing demand for the provision of integrated supply chain solutions and other logistics services under the Supply Chain Solutions and Logistics Services Framework Agreement as a result of the expected increase in the future business needs of JD Group, the Board proposed to revise and increase the original annual caps.

Pursuant to the Supply Chain Solutions and Logistics Services Supplemental Agreement, the service fees charged by the Group shall be determined by both parties based on (i) the range of applicable fees the Group charges independent third-party customers of strategic positions, taking into account various variables, including the customer's industry, the cooperation model between the Group and the customer, business scale, specific scenarios, and the range of services covered by the service fees and the billing models, all of which may vary significantly for different customers; (ii) the prevailing market rates, taking into account the business volume; or (iii) in the absence of (i) and (ii), a reasonable mark-up determined with reference to the rates charged by industry peers with provision of similar services on top of the costs and expenses for the provision of such services. On an annual basis, the Group will review and ensure that the service fees under the Supply Chain Solutions and Logistics Services Framework Agreement (as amended by Supply Chain Solutions and Logistics Services Supplemental Agreement) (including the revised annual caps) shall be on normal commercial terms and are fair and reasonable as compared to those provided by the Group to its independent third-party customers of comparable profile.

Save for the above, all terms and conditions of the Supply Chain Solutions and Logistics Services Framework Agreement shall remain unchanged. Principal terms and details of the Supply Chain Solutions and Logistics Services Framework Agreement are set out in the announcements of the Company dated September 1, 2023 and October 9, 2025 and the circulars of the Company dated November 9, 2023 and November 4, 2025.

Advertising and Promotional Services Framework Agreement

The Company entered into the advertising and promotional services framework agreement with JD.com on September 1, 2023 (the "**Advertising and Promotional Services Framework Agreement**"), pursuant to which the Group shall provide JD Group and its associates certain advertising services utilizing the advertising resources operated and managed by the Group, including the display of advertisements on various vehicles and the packaging of the parcels, and other promotional services among the Group's customers and suppliers in return for service fees

which shall be calculated in accordance with the underlying services agreements and the terms and conditions as amended from time to time.

The term of the Advertising and Promotional Services Framework Agreement commenced on January 1, 2024 and will end on December 31, 2026.

The service fees charged by the Group shall be determined by both parties based on the prevailing market rates with reference to the applicable fee the Group charges independent third-party customers of strategic positions, taking into account the business volume. On an annual basis, the Group will review and ensure the fees receivable under the Advertising and Promotional Services Framework Agreement shall be on normal commercial terms and are fair and reasonable as compared to those provided by the Group to its independent third-party customers of comparable profile.

For details, please refer to the announcement of the Company dated September 1, 2023.

Leasing Framework Agreement

The Company entered into the property leasing framework agreement with JD.com on September 1, 2023 (the "**Leasing Framework Agreement**"), pursuant to which (i) the Group shall pay rental fees for the leasing of properties owned by JD Group and its associate(s) including warehouses, dormitories and cafeterias in logistics parks, and equipment owned or rented by JD Group and its associate(s); and (ii) the lease arrangements in which JD Group will enter into short-term and long-term leases for warehouses on behalf of the Group with independent third-party property owners on a cost basis (the "**Agency Lease Arrangements**"). JD Group will not charge the Group additional fees on these lease arrangements beyond its own cost. The Group shall pay JD Group rental fees (including related ancillary fees) as charged by the independent third-party property owners.

The term of the Leasing Framework Agreement commenced on January 1, 2024 and will end on December 31, 2026.

To ensure that the fees to be charged by JD Group and its associate(s) are on normal commercial terms and are fair and reasonable and in the interests of the Company and the Shareholders as a whole, (i) the rental fees to be charged in relation to the properties owned by JD Group will be determined based on the prevailing market rental rates of warehouses of similar functions, gross floor area and location, among others, and (ii) the rental fees to be charged in relation to the equipment owned by or rented by JD Group and its associates will be determined based on the prevailing market rental rates of similar equipment. In respect of the Agency Lease Arrangements, JD Group will not charge the Group additional fees beyond what it pays to the relevant independent third-party property owners and the Group shall pay JD Group rental fees (including related ancillary fees) as charged by such independent third-party property owners, and the rental fees will be determined based on (i) the prevailing market rental rates of warehouses of similar functions, gross floor area and location, or (ii) on arm's length negotiation between the Group (or JD Group on behalf of the Group) and independent third-party property owners of the warehouses.

For details, please refer to the announcement of the Company dated September 1, 2023.

Dada Delivery Services Framework Agreement

The Company entered into the Dada delivery services framework agreement with Dada on September 1, 2023 (the "**Dada Delivery Services Framework Agreement**"), pursuant to which Dada Group shall provide the Group on-demand delivery services utilizing its crowd-sourced delivery force to supplement the Group's last-mile delivery force, especially during peak seasons.

The on-demand delivery services provided by Dada Group include regular last-mile delivery services (i.e. deliveries typically made within 4–6 hours after the orders are placed), and premium delivery services (i.e. deliveries are typically made within 1–2 hours after the orders are placed).

The term of the Dada Delivery Services Framework Agreement commenced on January 1, 2024 and will end on December 31, 2026. On October 8, 2025, the Company and JD.com entered into the Business Transfer Agreement, pursuant to which the Group agreed to acquire, and JD Group agreed to transfer, the Target Business. On October 31, 2025, the Group completed the acquisition of the Target Business. Immediately following the acquisition, the related transactions between the Group and Dada Group no longer constitute continuing connected transactions. For details, please refer to the Announcement.

The fees Dada Group shall charge the Group for the regular last-mile delivery services and premium delivery services shall be determined by the following formulae, respectively:

Regular last-mile delivery services (net basis)

Platform fee paid on a net basis: average platform fee per order * number of orders

The average platform fee per order shall not exceed RMB0.6.

Premium delivery services (gross basis)

Fees paid on a gross basis: average fee per order * number of orders

The average fee per order Dada Group shall charge the Group on the number of orders shall not exceed RMB10.0.

The fees Dada Group charges the Group (including the platform service fee for regular last-mile delivery services and the service fees for premium delivery services), (1) will be in the range of applicable price Dada Group charges independent third-party customers which are strategic clients of Dada Group; or (2) will be determined in accordance with the prevailing market rates, taking into account the volume of business from the Group as well as the delivery requirements.

To ensure that the fees to be charged by Dada Group are on normal commercial terms and are fair and reasonable and in the interests of the Company and the Shareholders as a whole, the Group will, on an annual basis, engage an industry consultant or conduct researches on comparable companies to determine the applicable market rates for the services provided under the Dada Delivery Services Framework Agreement.

We have applied for, and the Stock Exchange has granted us, a waiver from strict compliance with the requirements of Rule 14A.53(1) of the Listing Rules to express annual caps for the Dada Delivery Services Framework Agreement in terms of monetary value. As the highest applicable percentage ratio of the transactions contemplated under the Dada Delivery Services Framework Agreement will exceed 0.1%, but less than 5% on an annual basis, such transactions will constitute continuing connected transactions of the Company subject to the annual reporting requirement under Rules 14A.49 and 14A.71 of the Listing Rules and the announcement requirement under Rule 14A.35 of the Listing Rules.

In addition to the above, the Company has adopted and will continue to adopt the following existing internal control measures for the Dada Delivery Services Framework Agreement to closely monitor the actual transaction amounts against the 5% Threshold:

(i) the business operation department and finance department have and will continue to closely monitor the actual transaction amounts relating to the continuing connected transactions under the Dada Delivery Services Framework Agreement on a semi-annually basis. The Company will set the 5% Threshold for monitoring purposes. If the actual transaction amount reaches 50% of such threshold in the first half of the year, or if the business operation department and finance department expect that the relevant business operations will expand and may amount to a large transaction amount in the short run, the matter shall promptly be escalated to the Chief Financial Officer. The Chief Financial Officer will assess if there is a risk of exceeding the 5% Threshold and if needed, will re-comply with the requirements under the Listing Rules; and

(ii) the Company's external auditors will review the continuing connected transactions under the Dada Delivery Services Framework Agreements annually to check and confirm (among others) whether the pricing terms have been adhered to and whether the actual transaction amounts have exceeded the 5% Threshold.

For details, please refer to the announcement of the Company dated September 1, 2023.

Payment Services Framework Agreement

The Company entered into the payment services framework agreement with JD Technology on September 1, 2023 (the "**Payment Services Framework Agreement**"), pursuant to which JD Technology shall provide payment and ancillary services to the Group. For example, for consumers who choose cash on delivery, the pick-up stations or the Group's in-house delivery personnel will have to collect payment for the commercial goods on behalf of JD Group or its online merchants (i.e. customers of the Group) and the delivery fee upon the receipt of the commercial goods. The relevant amounts that the Group collected on behalf of JD Group or its online merchants are then settled through JD Technology's payment channels.

The term of the Payment Services Framework Agreement commenced on January 1, 2024 and will end on December 31, 2026.

To ensure that the fees to be charged by JD Technology are on normal commercial terms and are fair and reasonable and in the interests of the Company and the Shareholders as a whole, the fees to be charged by JD Technology will be calculated with reference to the prevailing marketing rates (e.g. a commission rate with reference to market rates charged by other independent third-party payment service providers, and/or the market rate charged by JD Technology to its other independent third-party customers), and taking into account the volume of the business to JD Technology.

For details, please refer to the announcement of the Company dated September 1, 2023.

Shared Services Framework Agreement

The Company entered into the shared services framework agreement with JD.com on September 1, 2023 (the "**Shared Services Framework Agreement**"), pursuant to which JD Group and its associate(s) (including JD Technology) shall provide to the Group certain (i) back-office and administrative support services, including but not limited to certain human resources services, in addition to certain shared services, including office premises sharing and related services, canteen facilities for staff, administrative purchases and various support services (the "**General Shared Services**"), and (ii) certain technology support related services, including but not limited to IDC (Internet data center) related services, cloud computing services, cloud storage services, intelligent customer services, online contract signing cloud platform, information technology support services and corporate business services (the "**Technology Shared Services**").

The term of the Shared Services Framework Agreement commenced on January 1, 2024 and will end on December 31, 2026.

For the General Shared Services, JD Group will not charge the Group additional service fees on the arrangement of shared services beyond the cost it incurs. The Group shall pay JD Group the actual costs incurred during the service process including, among others, staff costs, office premises sharing and third-party service costs. The Group will annually review the actual costs incurred by JD Group in providing relevant services with reference to prevailing market prices of such services to ensure they are on normal commercial terms and are fair and reasonable. The relevant service fees for the Technology Shared Services shall be determined by both parties based on fair market rate with reference to (i) the price quotations that the Group obtain from independent third-party service providers for comparable services, and (ii) the service fees charged by JD Group and its associate(s) (including JD Technology) to any independent third-party for comparable services. The Group will review the service fees for these shared services annually by comparing them against market prices chargeable by independent third-party service providers for services of similar nature and scale, and ensure that the terms the Group obtain from JD Group and its associate(s) (including JD Technology) shall be on normal commercial terms or better as compared to those provided by independent third-party service providers.

For details, please refer to the announcement of the Company dated September 1, 2023 and the circular of the Company dated November 9, 2023.

Factoring Services Framework Agreement

The Company entered into the factoring services framework agreement with JD Technology on September 1, 2023 (the "**Factoring Services Framework Agreement**"), pursuant to which JD Technology shall provide factoring services by purchasing the Group's trade receivables originated from the provision of services or sale of goods to certain corporate customers that have entered into commercial agreements with the Group.

The term of the Factoring Services Framework Agreement commenced on January 1, 2024 and will end on December 31, 2026.

JD Technology takes on the credit risk of the relevant counterparty upon purchasing of trade receivables, and charges service fees for the purchase of such trade receivables from the Group, which is determined with reference to the amount of receivables and the creditworthiness of the relevant customers. The service fees (including the interests and any other miscellaneous fees) payable by the Group to JD Technology shall be determined on a fair and reasonable

basis by reference to the prevailing market prices, the amount of receivables, the creditworthiness of the relevant customers and the current market conditions on terms not higher than the service fees charged by independent factoring companies in the PRC in providing the same type of factoring services under the same conditions.

The Group will review the service fees for the factoring services annually by comparing them against market prices chargeable by independent third-party service providers for services of similar nature and scale, and ensure that the terms the Group obtain from JD Technology shall be on normal commercial terms as compared to those provided by independent third-party service providers.

For details, please refer to the announcement of the Company dated September 1, 2023 and the circular of the Company dated November 9, 2023.

Procurement Framework Agreement

The Company entered into the procurement framework agreement with JD.com on April 12, 2024 (the "**Procurement Framework Agreement**"), pursuant to which the Group shall procure various types of equipment, products and supplies from JD Group and its associates, including, among others, logistics equipment, vehicles, electronic equipment, office equipment, packing and other consumable materials, in the Group's ordinary and usual course of business.

The term of the Procurement Framework Agreement commenced from April 12, 2024 and will end on December 31, 2026.

The prices of the relevant equipment, products and supplies provided by JD Group and its associates under the Procurement Framework Agreement shall be determined by both parties based on fair market rates with reference to (i) the price quotations that the Group obtained from independent third-party suppliers for comparable equipment, products and supplies, and (ii) the prices charged by JD Group and its associates to any independent third-party customers of strategic positions, taking into account the business volume. The Group will from time to time review the prices for the relevant equipment, products and supplies by comparing them against market prices chargeable by independent third-party suppliers for equipment, products and supplies of similar nature and specifications, and ensure that the terms the Group obtained from JD Group and its associates shall be on normal commercial terms or better as compared to those provided by independent third-party suppliers.

On October 8, 2025, the Company and JD.com entered into the Supplemental Agreement to amend the terms of the Procurement Framework Agreement. In addition, in view of the increasing demand for the procurement from JD Group and its associates, the Board had resolved to revise and increase the original annual caps under the Procurement Framework Agreement.

The scope of the services under the Procurement Framework Agreement shall be interpreted and restated as follows: The Group shall procure (a) various types of equipment, products and supplies including, among others, logistics equipment, vehicles, electronic equipment, office equipment, packing and other consumable materials, and (b) services including, among others, insurance services, healthcare services, installation and maintenance services, from JD Group and its associates, in the Group's ordinary and usual course of business. The Board had resolved to revise the annual caps of the transaction amounts to be paid by the Group to JD Group and its associates for each of the two financial years ending December 31, 2026.

For the avoidance of doubt, the actual transaction amounts under the Procurement Framework Agreement have not exceeded the above original annual cap for the financial year ending December 31, 2025 as at October 9, 2025 (being the date of the revision). Save and except for the above revisions, the terms and conditions of the Procurement Framework Agreement shall remain unchanged.

For details, please refer to the announcements of the Company dated April 12, 2024 and October 9, 2025.

Freight Services Framework Agreement

The Company and Dada entered into the freight services framework agreement on November 17, 2023 (the "**Previous Freight Services Framework Agreement**"), pursuant to which Dada Group shall provide the Group with local on-demand freight services to supplement the Group's transportation and freight capacity. Such services mainly include the transportation of consignment of goods between service stations and end users, and are primarily designated for the Group's freight delivery services, utilizing Dada's platform, its network of local freight service providers and four-wheel vehicles. The Previous Freight Services Framework Agreement commenced on November 17, 2023 and will end on December 31, 2025. The details of the Previous Freight Services Framework Agreement are set out in the announcement of the Company dated November 17, 2023. On September 6, 2024, the Company and Dada entered into a freight services framework agreement (the "**Freight Services Framework Agreement**"). Save for the annual caps and the term of the agreement, the principal terms of the Freight Services Framework Agreement are substantially the same as the Previous Freight Services Framework Agreement. The Previous Freight Services Framework Agreement shall terminate upon the Freight Services Framework Agreement becoming effective.

The term of the Freight Services Framework Agreement commenced on September 6, 2024 and will end on December 31, 2026. On October 8, 2025, the Company and JD.com entered into the Business Transfer Agreement, pursuant to which the Group agreed to acquire, and JD Group agreed to transfer, the Target Business. On October 31, 2025, the Group completed the acquisition of the Target Business. Immediately following the acquisition, the related transactions between the Group and Dada Group are no longer qualified as continuing connected transactions. For details, please refer to the Announcement.

The relevant service fees for the freight services shall be determined by both parties based on fair market rate with reference to (i) the price quotations that the Group obtained from independent third-party service providers for comparable services, and (ii) the service fees charged by Dada Group to any independent third-party customers of strategic positions, taking into account the business volume. The Group will from time to time review the service fees for the freight services by comparing them against market prices chargeable by independent third-party service providers for services of similar nature and scale, and ensure that the terms the Group obtained from Dada Group shall be on normal commercial terms or better as compared to those provided by independent third-party service providers.

For details, please refer to the announcements of the Company dated November 17, 2023 and September 6, 2024.

Operation Support Services Framework Agreement

The Company entered into the operation support services framework agreement with Dada on September 6, 2024 (the "**Operation Support Services Framework Agreement**"), pursuant to which Dada Group shall provide the Group with operation support services to supplement the Group's operating capacity. Such services mainly include loading and unloading, packaging, picking and other operation tasks.

The term of the Operation Support Services Framework Agreement commenced on September 6, 2024 and will end on December 31, 2026. On October 8, 2025, the Company and JD.com entered into the Business Transfer Agreement, pursuant to which the Group agreed to acquire, and JD Group agreed to transfer, the Target Business. On October 31, 2025, the Group completed the acquisition of the Target Business. Immediately following the acquisition, the related transactions between the Group and Dada Group no longer constitute continuing connected transactions. For details, please refer to the Announcement.

The relevant service fees for the operation support services shall be determined by both parties based on fair market rate with reference to (i) the price quotations that the Group obtained from independent third-party service providers for comparable services, and (ii) the service fees charged by Dada Group to any independent third-party customers of strategic positions, taking into account the business volume. The Group will from time to time review the service fees for the operation support services by comparing them against market prices chargeable by independent third-party service providers for services of similar nature and scale, and ensure that the terms the Group obtained from Dada Group shall be on normal commercial terms or better as compared to those provided by independent third-party service providers.

For details, please refer to the announcement of the Company dated September 6, 2024.

Confirmation from Independent Non-executive Directors

Our independent non-executive Directors have reviewed the continuing connected transactions mentioned under the section headed "Continuing Connected Transactions and Connected Transaction" above (the "**Continuing Connected Transactions**"), and confirmed that the Continuing Connected Transactions have been entered into:

(a) in the ordinary and usual course of business of the Group;

(b) on normal commercial terms or better; and

(c) according to the agreement governing them on terms that are fair and reasonable and in the interests of the Shareholders as a whole.

During the year ended December 31, 2025, save as disclosed in the section headed "Continuing Connected Transactions and Connected Transaction" of this annual report, no related party transactions disclosed in Note 33 to the financial statements constituted a connected transaction or continuing connected transaction which should be disclosed pursuant to the Listing Rules.

Confirmations from the Company's Independent Auditor

Deloitte Touche Tohmatsu, the Auditor, has confirmed in a letter to the Board that, with respect to the aforesaid continuing connected transactions entered into in the year ended December 31, 2025:

(a) nothing has come to their attention that causes the Auditor to believe that the disclosed continuing connected transactions have not been approved by the Board;

(b) for transactions involving the provision of goods or services by the Group, nothing has come to their attention that causes the Auditor to believe that the transactions were not, in all material respects, in accordance with the pricing policies of the Company;

(c) nothing has come to their attention that causes the Auditor to believe that the transactions were not entered into, in all material respects, in accordance with the relevant agreements governing such transactions; and

(d) with respect to the aggregate amount of each of the continuing connected transactions, nothing has come to their attention that causes the Auditor to believe that the disclosed continuing connected transactions have exceeded the annual cap as set by the Company.

Connected Transaction

Acquisition of the Local On-demand Delivery Services Business

Reference is made to the Announcement and as disclosed above under the section "Management Discussion and Analysis" in this report.

On October 8, 2025, the Company, as the purchaser, and JD.com, as the vendor, entered into the Business Transfer Agreement, pursuant to which the Group agreed to acquire, and JD Group agreed to transfer, the JD.com's wholly-owned subsidiaries which conduct the local on-demand delivery services business, at the total consideration of approximately US$270 million. As at the date of the Announcement, JD.com is a connected person of the Company by virtue of being a controlling shareholder of the Company. Accordingly, the acquisition constitutes a connected transaction of the Company pursuant to the Listing Rules. As all of the applicable percentage ratios in respect of the acquisition are more than 0.1% but less than 5%, the acquisition is subject to the reporting, announcement and annual review requirements, but are exempt from the independent Shareholders' approval requirements under Chapter 14A of the Listing Rules.

A summary of all significant transactions with related parties (the "**Related Party Transactions**") entered into by the Group during the Reporting Period is contained in Note 33 to the consolidated financial statements. During the Reporting Period, other than the continuing connected transactions of the Group set out and recognized on page 58 to 59 which should be disclosed pursuant to the Listing Rules, no related party transactions disclosed in Note 33 to the consolidated financial statements constituted a connected transaction or continuing connected transaction which should be disclosed pursuant to the Listing Rules.

The Company has complied with the disclosure requirements prescribed in Chapter 14A of the Listing Rules with respect to the connected transactions and continuing connected transactions entered into by the Group during the year under review.

Contractual Arrangements

As disclosed in the Prospectus and the announcement of the Company dated September 16, 2022, (the "**New Contractual Arrangements Announcement**"), the businesses operated by the Group include the provision of domestic express delivery of letters business in the PRC (the "**Relevant Business**"). Pursuant to applicable PRC laws and regulations, foreign investors are prohibited to conduct the business of domestic express delivery of

letters. After consultation with our PRC Legal Adviser, the Group adopted the Previous Contractual Arrangements on January 25, 2021, which enabled the Group, through its wholly owned subsidiary, WFOE, to exercise control over Xi'an Jingdong and its subsidiaries that hold the relevant license required for carrying out such services and operating the aforementioned businesses and to consolidate its financial results into the Group's results. The Previous Contractual Arrangements are a series of contractual arrangements (i) between the WFOE and the Xi'an Jingdong and its shareholders, and (ii) between Jingdong Logistics Supply Chain and Guangdong Jingxi and its shareholders. The registered shareholders of Xi'an Jingdong at that time were Mr. Richard Qiangdong Liu (劉強東) as to 45%, Ms. Yayun Li as to 30% and Ms. Pang Zhang as to 25%; and the register shareholders of Guangdong Jingxi were Jian Cui as to 50% and Dingkai Yu as to 50%.

On September 16, 2022, for administration efficiency purpose (details of which were stated in the New Contractual Arrangements Announcement), Mr. Richard Qiangdong Liu (劉強東) entered into an equity transfer agreement, pursuant to which Mr. Richard Qiangdong Liu (劉強東) agreed to transfer 45% of the equity interests in Xi'an Jingdong to Mr. Qin Miao, the vice president of the JD Group. Due to the change of one of its registered shareholders, Xi'an Jingdong, WFOE and the Registered Shareholders entered into the New Xi'an Jingdong Contractual Arrangements with the Previous Xi'an Jingdong Contractual Arrangements being terminated simultaneously. Under the New Xi'an Jingdong Contractual Arrangements, the new registered shareholders of Xi'an Jingdong are Mr. Qin Miao as to 45%, Ms. Yayun Li as to 30% and Ms. Pang Zhang as to 25%. For the avoidance of doubt, no changes were made to the Guangdong Jingxi Contractual Arrangements. Therefore, the Contractual Arrangements consist of the New Xi'an Jingdong Contractual Arrangements and the Guangdong Jingxi Contractual Arrangements.

The New Xi'an Jingdong Contractual Arrangements, having their terms and conditions substantially the same as those of the Previous Xi'an Jingdong Contractual Arrangements, were cloned from the Previous Xi'an Jingdong Contractual Arrangements, except for changes to the dates of the relevant agreements and the parties to those agreements — where Mr. Richard Qiangdong Liu has been changed to Mr. Qin Miao as one of the Registered Shareholders. Accordingly, Xi'an Jingdong will remain a consolidated affiliated entity of the Company and its financial results will continue to be accounted for and consolidated in the accounts of the Group.

The Contractual Arrangements allow the results of operations and assets and liabilities of the consolidated affiliated entities of the Company to be consolidated into our results of operations and assets and liabilities under IFRSs as if they were subsidiaries of our Group. Total revenue of the consolidated affiliated entities of the Company was RMB122.6 billion for the year ended December 31, 2025 (2024: RMB127.0 billion), and that amount has been reflected in the Group's consolidated financial statements with intercompany balances and transactions between the consolidated affiliated entities, the subsidiaries of the consolidated affiliated entities and other entities within the Group eliminated.

Based on the above and as set out in the section headed "Contractual Arrangements" in the Prospectus and the New Contractual Arrangements Announcement, the Board believes that the Contractual Arrangements are narrowly tailored because the Contractual Arrangements were/are only used to enable the Group to conduct businesses in industries that are subject to foreign investment restrictions and prohibitions in the PRC, and minimize the potential conflict with relevant PRC laws and regulations.

Further, the Board is of the view that (i) the Contractual Arrangements are fair and reasonable because: (a) the Contractual Arrangements were freely negotiated and entered into between the WFOE and the consolidated affiliated entities of the Company; (b) by entering into the exclusive business cooperation agreement (details of which are provided in the Prospectus) with the WFOE, the consolidated affiliated entities of the Company shall enjoy better economic and technical support from us, as well as a better market reputation after the Listing; and (c) a number of other companies use similar arrangements to accomplish the same purpose; (ii) the termination of the Previous Xi'an Jingdong Contractual Arrangements and the entering into of the New Xi'an Jingdong Contractual Arrangements are fundamental to the Group's legal structure and business operations; and (iii) the New Xi'an Jingdong Contractual Arrangements were entered into in the ordinary and usual course of business of the Group, are on normal commercial terms and are fair and reasonable and in the interests of the Company and the Shareholders as a whole. The Board believes that the New Xi'an Jingdong Contractual Arrangements are fair and reasonable because the New Xi'an Jingdong Contractual Arrangements were reproduced from the Previous Xi'an Jingdong Contractual Arrangements.

The following simplified diagram illustrates the flow of economic benefits from the consolidated affiliated entities of the Company to our Company stipulated under the Contractual Arrangements:

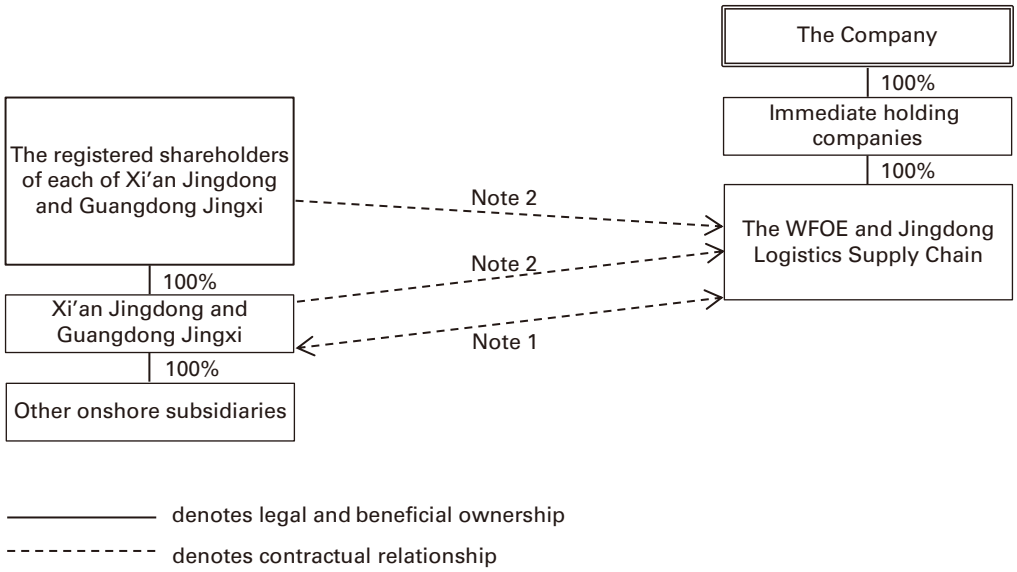

Notes:

(1) The WFOE and Jingdong Logistics Supply Chain provides business support, technical and consulting services in exchange for service fees from the Xi'an Jingdong and Guangdong Jingxi. Please refer to the paragraph headed "Contractual Arrangements — Our Contractual Arrangements — Exclusive Business Cooperation Agreement" in the Prospectus and "Exclusive Business Cooperation Agreement" in the New Contractual Arrangements Announcement.

(2) The registered shareholders of Xi'an Jingdong, executed the exclusive option agreement in favor of the WFOE for the acquisition of all or part of the equity interests in and all or part of the assets in Xi'an Jingdong. Jian Cui and Dingkai Yu executed the exclusive option agreement in favor of Jingdong Logistics Supply Chain for the acquisition of all or part of the equity interests in and all or part of the assets in Guangdong Jingxi. Please refer to the paragraph headed "Contractual Arrangements — Our Contractual Arrangements — Exclusive Option Agreement" in the Prospectus and "Exclusive Option Agreement" in the New Contractual Arrangements Announcement.

The registered shareholders of Xi'an Jingdong executed shareholders' rights entrustment agreement and the powers of attorney in favor of the WFOE, for the exercise of all shareholders' rights in Xi'an Jingdong. Jian Cui and Dingkai Yu executed shareholders' rights entrustment agreement and the powers of attorney in favor of the Jingdong Logistics Supply Chain, for the exercise of all shareholders' rights in the Guangdong Jingxi. Please refer to the paragraph headed "Contractual Arrangements — Our Contractual Arrangements — Shareholders' Rights Entrustment Agreement and Powers of Attorney" in the Prospectus and "Shareholders' Rights Entrustment Agreement and Powers of Attorney" in the New Contractual Arrangements Announcement.

The registered shareholders of Xi'an Jingdong granted security interests in favor of the WFOE, over the entire equity interests in Xi'an Jingdong. Jian Cui and Dingkai Yu granted security interests in favor of Jingdong Logistics Supply Chain over the entire equity interests in Guangdong Jingxi. Please refer to the paragraph headed "Contractual Arrangements — Our Contractual Arrangements — Share Pledge Agreement" in the Prospectus and "Share Pledge Agreement" in the New Contractual Arrangements Announcement.

Risks relating to the Contractual Arrangements

We believe the following risks are associated with the Contractual Arrangements. Further details of these risks are set out on pages 64 to 70 of the Prospectus.

- If the PRC government deems that the contractual arrangements in relation to the Company's consolidated affiliated entities do not comply with PRC regulatory restrictions on foreign investment in the relevant industries, or if these regulations or the interpretation of existing regulations change in the future, the Group could be subject to severe penalties or be forced to relinquish the Group's interests in those operations.

- The Group relies on the contractual arrangements with the Company's consolidated affiliated entities and their shareholders for a portion of the Group's business operations, which may not be as effective as direct ownership in providing operational control.

- Any failure by the Company's consolidated affiliated entities or their shareholders to perform their obligations under the contractual arrangements with them would have a material and adverse effect on the Group's business.

- The shareholders of the Company's consolidated affiliated entities may have potential conflicts of interest with the Group, which may materially and adversely affect its business and financial condition.

- The Company may rely on dividends and other distributions on equity paid by the Company's PRC subsidiaries to fund any cash and financing requirements the Company may have, and any limitation on the ability of the Company's PRC subsidiaries to make payments to the Company could have a material and adverse effect on the Company's ability to conduct its business.

- PRC regulation of loans to and direct investment in PRC entities by offshore holding companies and governmental control of currency conversion may delay or prevent us from making loans to the Company's PRC subsidiaries and consolidated affiliated entities or making additional capital contributions to our wholly foreign-owned subsidiaries in China, which could materially and adversely affect the Group's liquidity and its ability to fund and expand our business.

- The contractual arrangements in relation to the Company's consolidated affiliated entities may be subject to scrutiny by the PRC tax authorities and they may determine that the Company or the Company's consolidated affiliated entities owe additional taxes, which could negatively affect the Group's financial condition and the value of the Shareholders' investment.

- The Group's current corporate structure and business operations may be affected by the Foreign Investment Law.

Our Group works closely with the shareholders of the Company's consolidated affiliated entities and our external legal counsels and advisors to monitor the regulatory environment and developments in PRC laws and regulations to mitigate the risks associated with the Contractual Arrangements.

Summary of the major terms of the Contractual Arrangements

The Contractual Arrangements which were in place during the Reporting Period and a description of the specific agreements that comprise the Contractual Arrangements is set out below:

Exclusive Business Cooperation Agreement

Xi'an Jingdong entered into an exclusive business cooperation agreement with the WFOE on January 25, 2021 (the "**Exclusive Business Cooperation Agreement**"), pursuant to which Xi'an Jingdong agrees to engage WFOE as its exclusive provider of business support, technical and consulting services, including technical services, network support, business consultation, intellectual property licensing, equipment leasing, market consultancy, system integration, product research and development and system maintenance, in exchange for service fees. Under these arrangements, the service fees, subject to the WFOE's adjustment, are equal to all of the net profit of Xi'an Jingdong and its subsidiaries. The WFOE may adjust the service fees at its sole discretion, after consideration of certain factors, including but not limited to the deduction of necessary costs, expenses, taxes and other statutory contribution in relation to the respective fiscal year, and may also include accumulated losses of Xi'an Jingdong and its subsidiaries from previous financial periods, which will be wired to the designated account of the WFOE upon issuance of payment notification by the WFOE. The WFOE enjoys all the economic benefits derived from the businesses of Xi'an Jingdong and bears the relevant portion of the business risks of Xi'an Jingdong. If Xi'an Jingdong runs into financial deficit or suffers severe operation difficulties, the WFOE will provide financial support to Xi'an Jingdong.

Intellectual property rights are developed during the normal course of business of Xi'an Jingdong and its subsidiaries. Pursuant to the Exclusive Business Cooperation Agreement, the WFOE will have the exclusive and proprietary rights

to all intellectual properties developed by Xi'an Jingdong and its subsidiaries, in connection with performance of this Exclusive Business Cooperation Agreement. Part of the economic benefits generated by Xi'an Jingdong and its subsidiaries will be intellectual properties developed or created during the normal business operation of Xi'an Jingdong and its subsidiaries. Though the Group does not intend to transfer any existing intellectual property rights held by Xi'an Jingdong to the WFOE, Xi'an Jingdong is required under the Contractual Arrangements to obtain the WFOE's prior written consent before they transfer, assign or dispose of any of the intellectual properties to any third party.

Unless otherwise terminated early by the WFOE, the Exclusive Business Cooperation Agreement will remain effective unless terminated in the event that (a) the entire equity interests held by the registered shareholders in Xi'an Jingdong or the entire assets of Xi'an Jingdong have been transferred to the WFOE; (b) in accordance with the other provisions of the Exclusive Business Cooperation Agreement.

Guangdong Jingxi entered into an exclusive business cooperation agreement with Jingdong Logistics Supply Chain on January 25, 2021 which substantially mirrors the terms of Exclusive Business Cooperation Agreement set out above.

Due to the reasons as stated above, Xi'an Jingdong entered into an exclusive business cooperation agreement with WFOE on September 16, 2022, the terms of which substantially mirror the terms of the Exclusive Business Cooperation Agreement as set out above. Upon this new agreement taking effect, the previous Exclusive Business Cooperation Agreement was terminated simultaneously.

Exclusive Option Agreement

Xi'an Jingdong and its then registered shareholders entered into an exclusive option agreement with the WFOE dated January 25, 2021 (the "**Exclusive Option Agreement**"), pursuant to which the WFOE (or the Company or any subsidiary of the Company, the "**designee**") is granted an irrevocable and exclusive right to purchase all of the equity interest in and/or assets of Xi'an Jingdong for a nominal price, unless the relevant government authorities or the PRC laws request that another amount be used as the purchase price, in which case the purchase price shall be the lowest amount under such request. Subject to relevant PRC laws and regulations, the registered shareholders of Xi'an Jingdong and/or Xi'an Jingdong shall return any amount of purchase price they have received to the WFOE or its designee. At the WFOE's request, the registered shareholders of Xi'an Jingdong will promptly transfer their respective equity interests in and/or the relevant assets of Xi'an Jingdong to the WFOE (or its designee) after the WFOE exercises its purchase right. Unless otherwise terminated early by the WFOE through written notice, the Exclusive Option Agreement will remain effective until when all the purchased equity interests and/or the relevant assets are transferred to the WFOE and/or the designee and the WFOE and its subsidiaries have the right to legally conduct the business of Xi'an Jingdong according to the PRC law.

In order to prevent the flow of the relevant assets and value of Xi'an Jingdong and its subsidiaries to its registered shareholders, during the term of the Exclusive Option Agreement, Xi'an Jingdong is not allowed to, and shall procure its subsidiaries not to, sell, transfer, mortgage or otherwise dispose of any of its assets (exceeding the value of RMB1 million) without the prior written consent of the WFOE. In addition, the registered shareholders of

Xi'an Jingdong are not allowed to request for any distributions, gains or other form of profits sharing and should forgo such distributions, gains or any other form of profits sharing within the scope permitted by the PRC law. In the event that the registered shareholders of Xi'an Jingdong receive any distribution from Xi'an Jingdong and/or its subsidiaries and subject to the PRC laws, the registered shareholders of Xi'an Jingdong must immediately pay or transfer such distribution to the WFOE (or its designee). If the WFOE exercises its purchase right, all or any part of the equity interests in and/or assets of Xi'an Jingdong acquired would be transferred to the WFOE and the benefits of equity ownership and/or assets, as applicable, would flow to the Company and the Shareholders.

As provided in the Exclusive Option Agreement, without the prior written consent of the WFOE, Xi'an Jingdong shall not, and shall procure its subsidiaries not to, among other things, (i) sell, transfer, pledge or dispose of in any manner any of its assets for a value more than RMB1 million; (ii) execute any material contract for a value more than RMB1 million, except any contracts in the ordinary course of business and any contracts entered into with any members of the Group; (iii) provide any loan, financial support, pledge or guarantees in any form to any third party, or allow any third party create any pledge or other security interest on its assets or equity; (iv) incur, inherit, guarantee or allow any debt that is not incurred in the ordinary course of business of Xi'an Jingdong or not disclosed and consented to by the WFOE; (v) enter into any consolidation or merger with any third party, or acquire or invest in any third party; and (vi) increase or reduce its registered capital, or alter the structure of the registered capital in any other way. The Exclusive Option Agreement provides that Xi'an Jingdong shall procure the subsidiaries of Xi'an Jingdong to comply with the above undertaking as if they are parties to the Exclusive Option Agreement. Therefore, due to the relevant restrictive provisions in the agreements, the potential adverse effect on the WFOE and the Group in the event of any loss suffered from Xi'an Jingdong and/or its subsidiaries can be limited to a certain extent.

Guangdong Jingxi and Jian Cui and Dingkai Yu also entered into an exclusive option agreement with Jingdong Logistics Supply Chain dated January 25, 2021 which substantially mirrors the terms of Exclusive Option Agreement set out above.

Due to the reasons as stated above, Xi'an Jingdong and the Registered Shareholders entered into an exclusive option agreement with WFOE on September 16, 2022, the terms of which substantially mirror the terms of the Exclusive Option Agreement as set out above. Upon this new agreement taking effect, the previous Exclusive Option Agreement was terminated simultaneously.

Loan Agreement

Pursuant to the loan agreement dated January 25, 2021 between the WFOE and the then registered shareholders of Xi'an Jingdong (the "**Loan Agreement**"), the WFOE made loans in an aggregate amount of RMB1 million to the registered shareholders of Xi'an Jingdong solely for the capitalization of Xi'an Jingdong. Pursuant to the Loan Agreement, the registered shareholders of Xi'an Jingdong can only repay the loans by the sale of all their equity interest in Xi'an Jingdong to the WFOE or its designated person. The registered shareholders of Xi'an Jingdong must

sell all of their equity interests in Xi'an Jingdong to the WFOE or its designated person and pay all of the proceeds from sale of such equity interests or the maximum amount permitted under PRC law to the WFOE. In the event that the registered shareholders of Xi'an Jingdong sell their equity interests to the WFOE or its designated person with a price equivalent to or less than the amount of the principal, the loans will be interest free. If the price is higher than the amount of the principal, the excess amount will be paid to the WFOE as the loan interest. The maturity date of the loans is on the tenth anniversary of the date when the registered shareholders of Xi'an Jingdong received the loans and paid the amount as capital contribution to Xi'an Jingdong. The term of the loans will be extended automatically for an additional 10 years, unless the WFOE objects, for an unlimited number of times. The loan must be repaid immediately under certain circumstances, including, among others, (i) if any other third party claims against any registered shareholder of Xi'an Jingdong for an amount more than RMB100,000 and the WFOE has reasonable ground to believe that the shareholder is unable to repay the claimed amount, (ii) if a foreign investor is permitted to hold majority or 100% equity interest in Xi'an Jingdong and the WFOE elects to exercise its exclusive purchase option, or (iii) if the Loan Agreement, the Share Pledge Agreement (as defined below) or the Exclusive Option Agreement terminates for cause not attributable to the WFOE or is deemed to be invalid by a court.

Pursuant to the loan agreement dated January 25, 2021 between Jingdong Logistics Supply Chain, Jian Cui and Dingkai Yu, Jingdong Logistics Supply Chain made loans in an aggregate amount of RMB5 million to Jian Cui and Dingkai Yu solely for the capitalization of Guangdong Jingxi — the terms of such loan agreement substantially mirror the terms of the Loan Agreement set out above.

Due to the reasons as stated above, the Registered Shareholders entered into a loan agreement with WFOE on September 16, 2022, the terms of which substantially mirror the terms of the Loan Agreement as set out above. Upon this new agreement taking effect, the previous Loan Agreement was terminated simultaneously.

Shareholders' Rights Entrustment Agreement and Powers of Attorney

Pursuant to the shareholder's rights entrustment agreement entered into among the then registered shareholders of Xi'an Jingdong, the WFOE and Xi'an Jingdong on January 25, 2021 (the "**Shareholders' Rights Entrustment Agreement**"), and the irrevocable power of attorney executed by each of the then registered shareholders of Xi'an Jingdong on the same day (the "**Power of Attorney**"), whereby the registered shareholders of Xi'an Jingdong appointed the WFOE or a director of its offshore holding company or his or her successor (including a liquidator

replacing the WFOE's director) as their exclusive agent and attorney to act on their behalf on all matters concerning Xi'an Jingdong and to exercise all of its rights as a registered shareholder of Xi'an Jingdong. These rights include (i) the right to propose, convene and attend shareholders' meetings; (ii) the right to sell, transfer, pledge or dispose of shares; (iii) the right to exercise shareholders' voting rights; and (iv) the right to act as the legal representative (chairperson), the director, supervisor, the chief executive officer (or general manager) and other senior management members of Xi'an Jingdong. The authorized person is entitled to sign minutes, file documents with the relevant companies registry and exercise voting rights on the winding up of Xi'an Jingdong on behalf of the registered shareholders of Xi'an Jingdong. The registered shareholders of Xi'an Jingdong have each undertaken to transfer all assets obtained after the winding up of Xi'an Jingdong to the WFOE at nil consideration or the lowest price permissible by the then applicable PRC laws. As a result of the Shareholders' Rights Entrustment Agreement and the Powers of Attorney, the Company, through the WFOE, is able to exercise management control over the activities that most significantly impact the economic performance of Xi'an Jingdong.

The Shareholders' Rights Entrustment Agreement also provided that, in order to avoid potential conflicts of interest, where the registered shareholders of Xi'an Jingdong are officers or directors of our Group, the powers of attorney are granted in favor of other unrelated officers or the Directors of our Company.

The Shareholders' Rights Entrustment Agreement and the Powers of Attorney shall automatically terminate once the WFOE (or any member of the Group other than Xi'an Jingdong and their respective subsidiaries) directly holds the entire equity interests in and/or the entire assets of Xi'an Jingdong once permitted under the then PRC laws and the WFOE (or its subsidiaries) is allowed to conduct the Relevant Business under the then PRC laws, following which the WFOE is registered as the sole shareholder of Xi'an Jingdong.

Jingdong Logistics Supply Chain, Jian Cui, Dingkai Yu and Guangdong Jingxi also entered into a shareholder's rights entrustment agreement on January 25, 2021 which substantially mirror the terms of the Shareholders' Rights Entrustment Agreement set out above. Jian Cui and Dingkai Yu also executed irrevocable power of attorney on the same day which substantially mirror the terms of the Power of Attorney set out above.

Due to the reasons as stated above, the Registered Shareholders, the WFOE and Xi'an Jingdong entered into a shareholder's rights entrustment agreement on September 16, 2022, the terms of which substantially mirror the terms of the Shareholders' Rights Entrustment Agreement as set out above. Each of the Registered Shareholders also executed irrevocable power of attorney on the same day, the terms of which substantially mirror the terms of the Power of Attorney set out above. Upon the respective said new agreements taking effect, the previous Shareholders' Rights Entrustment Agreement and the previous Power of Attorney were terminated simultaneously.

Share Pledge Agreement

Xi'an Jingdong, it's then registered shareholders and the WFOE entered into a share pledge agreement on January 25, 2021 (the "**Share Pledge Agreement**"). Under the Share Pledge Agreement, the registered shareholders of Xi'an Jingdong will pledge as first charge all of their respective equity interests in Xi'an Jingdong to the WFOE as collateral security for any or all of their payments due to the WFOE and to secure performance of their obligations under the Exclusive Business Cooperation Agreement, the Exclusive Option Agreement, the Loan Agreement, Shareholders' Rights Entrustment Agreement and the Powers of Attorney. The Share Pledge Agreement will not terminate until (i) all obligations of Xi'an Jingdong and its registered shareholders are satisfied in full; (ii) the WFOE exercises its exclusive option to purchase the entire equity interests held by the registered shareholders in Xi'an Jingdong and/or the entire assets of Xi'an Jingdong pursuant to the terms of the Exclusive Option Agreement when it is permitted to do so under the applicable PRC laws; (iii) the WFOE exercises its unilateral and unconditional right of termination; or (iv) the Share Pledge Agreement is required to be terminated in accordance with applicable PRC laws. In addition, under the Exclusive Option Agreement, none of the registered shareholders of Xi'an Jingdong may transfer or permit the encumbrance of any of their equity interests in and the relevant assets of Xi'an Jingdong without the WFOE's prior written consent. Furthermore, under the Exclusive Business Cooperation Agreement, the WFOE is entitled to retain and exercise physical control of company seals and certificates that are crucial to the daily operations of Xi'an Jingdong, which further strengthens the protection of the WFOE's interests over Xi'an Jingdong under the Previous Xi'an Jingdong Contractual Arrangements. Should an event of default (as provided in the Share Pledge Agreement) occur, unless it is successfully resolved to the WFOE's satisfaction within 30 days upon being notified by the WFOE, the WFOE may demand that Xi'an Jingdong immediately pay all outstanding payments due under the Exclusive Business Cooperation Agreement, repay any loans and make all other payments due to it, and/or dispose of the pledged equity interests and use the proceeds to repay any outstanding payments due to the WFOE.

Jingdong Logistics Supply Chain, Jian Cui, Dingkai Yu and Guangdong Jingxi also entered into a share pledge agreement on January 25, 2021 which substantially mirrors the terms of the Share Pledge Agreement set out above. Jian Cui and Dingkai Yu have pledged their equity interests in Guangdong Jingxi to Jingdong Logistics Supply Chain and registered such pledges with the relevant PRC governmental authority pursuant to PRC laws and regulations.

Due to the reasons as stated above, Xi'an Jingdong, the Registered Shareholders and the WFOE entered into a share pledge agreement on September 16, 2022, the terms of which substantially mirror the terms of the Share Pledge Agreement set out above. The Registered Shareholders have pledged their equity interests in Xi'an Jingdong to the WFOE and registered such pledges with the relevant PRC governmental authority pursuant to PRC laws and regulations. Upon the new agreement taking effect, the previous Share Pledge Agreement was terminated simultaneously.

The extent to which the Contractual Arrangements relate to requirements other than the foreign ownership restriction

All of the Contractual Arrangements are subject to the restrictions as set out on pages 196 to 198 of the Prospectus. During the Reporting Period, there was no material change in the Contractual Arrangements and/or the circumstances under which the Contractual Arrangements were adopted, and the regulatory restrictions that led to the adoptions of the Contractual Arrangements were not removed and hence, none of the Contractual Arrangements had been unwound as a result thereof.

Listing Rule Implications and waiver from the Stock Exchange and annual review

The transactions contemplated under the Contractual Arrangements constitute continuing connected transactions of the Company under the Listing Rules as the Registered Shareholders are considered as connected persons of the Company under Chapter 14A of the Listing Rules.

At the time of the Listing, the Stock Exchange has granted a waiver to the Company (the "**IPO Waiver**") from strict compliance with (i) the announcement, circular and independent Shareholders' approval requirements under Chapter 14A of the Listing Rules in respect of the transactions contemplated under the Previous Contractual Arrangements, (ii) the requirement of setting annual caps for the transactions under the Previous Contractual Arrangements under Rule 14A.53 of the Listing Rules, and (iii) the requirement of limiting the term of the Previous Contractual Arrangements to three years or less under Rule 14A.52 of the Listing Rules, for so long as the Shares are listed on the Stock Exchange subject to the following conditions:

(a) no change without independent non-executive Directors' approval;

(b) no change without independent Shareholders' approval;

(c) the Previous Contractual Arrangements shall continue to enable our Group to receive the economic benefits derived by the consolidated affiliated entities of the Company;

(d) the Previous Contractual Arrangements may be renewed and/or reproduced upon expiry or when justified by business expediency, without obtaining Shareholders' approval, on substantially the same terms and conditions as the Previous Contractual Arrangements; and

(e) the Group will disclose details relating to the Previous Contractual Arrangements on an ongoing basis.

As disclosed in the Prospectus, the Previous Contractual Arrangements may be renewed and/or reproduced upon the expiry of the existing arrangements or in relation to any existing or new operating company engaging in the same business as that of the Group, without obtaining the approval of the Shareholders, on substantially the same terms and conditions as the Previous Contractual Arrangements.

Since the New Xi'an Jingdong Contractual Arrangements is a reproduction of the Previous Xi'an Jingdong Contractual Arrangements as stipulated under the IPO Waiver, the Company has sought confirmation from the Stock Exchange, and the Stock Exchange has confirmed, that the transactions contemplated under the New Contractual Arrangements would continue to fall within the scope of the IPO Waiver and are exempt from (i) independent Shareholders' approval requirements under Chapter 14A of the Listing Rules in respect of the transactions contemplated under the New Contractual Arrangements; (ii) the requirement of setting an annual cap for the transactions under the New Contractual Arrangements under Rule 14A.53 of the Listing Rules; and (iii) the requirement of limiting the term of the New Contractual Arrangements to three years or less under Rule 14A.52 of the Listing Rules, for so long as the Shares are listed on the Stock Exchange, subject to compliance with the same conditions of the IPO Waiver.

Confirmation from independent non-executive Directors

Our independent non-executive Directors have reviewed the Contractual Arrangements and confirmed that (i) the transactions carried during the year ended December 31, 2025 have been entered into in accordance with the relevant provisions of the relevant Contractual Arrangements, (ii) no dividends or other distributions have been made by the consolidated affiliated entities of the Company to the holders of its equity interests which are not otherwise subsequently assigned or transferred to the Group during the year ended December 31, 2025, and (iii) the Contractual Arrangements were entered into in the ordinary and usual course of business of the Group, on normal commercial terms or better, and according to the relevant agreement governing the Contractual Arrangements on terms that are fair and reasonable and in the interests of the Shareholders as a whole.

Confirmations from the Auditor

The Auditor has confirmed in a letter to the Board that, with respect to the Contractual Arrangements for the year ended December 31, 2025:

(a) nothing has come to their attention that causes the Auditor to believe that the disclosed continuing connected transactions have not been approved by the Board;

(b) nothing has come to their attention that causes the Auditor to believe that the transactions were not entered into, in all material respects, in accordance with the relevant agreements under the relevant Contractual Arrangements governing such transactions;

(c) with respect of the disclosed continuing connected transactions with the consolidated affiliated entities of the Company under the Contractual Arrangements, nothing has come to their attention that causes the Auditor to believe that dividends or other distributions have been made by Consolidated affiliated entities of the Company to the holders of their equity interests which are not otherwise subsequently assigned or transferred to the Group.

Pre-emptive Rights

There are no provisions for pre-emptive rights under the Articles of Association or the laws of the Cayman Islands which would oblige the Company to offer new Shares on a pro-rata basis to the existing Shareholders.

Tax Relief and Exemption

The Directors are not aware of any tax relief and exemption available to the Shareholders by reason of their holding of the Company's listed securities.

Auditor

The consolidated financial statements of the Group for the year ended December 31, 2025 have been audited by Deloitte Touche Tohmatsu, who will retire and, being eligible, offer themselves for re-appointment at the upcoming annual general meeting.

Purchase, Sale or Redemption of the Company's Listed Securities

During the year ended December 31, 2025, neither the Company nor any of its subsidiaries purchased, sold or redeemed any of the Company's securities listed on the Hong Kong Stock Exchange (including any sale of treasury shares (as defined under the Listing Rules)). As of December 31, 2025, no treasury shares (as defined under the Listing Rules) were held by the Company.

Public Float

Based on the information that is publicly available to the Company and within the knowledge of the Directors as at the date of this report, the Company has maintained the prescribed percentage of public float under the Listing Rules.

Important Events After Reporting Date

Save as disclosed in this annual report, there were no other important events affecting the Company which occurred after December 31, 2025 and up to the date of this report.

By the order of the Board
Richard Qiangdong Liu
Chairman

March 5, 2026

CORPORATE GOVERNANCE REPORT

The Board is pleased to present the Corporate Governance Report of the Company for the Reporting Period.

Corporate Governance Practices

The Company is committed to maintaining and promoting stringent corporate governance. The principle of the Company's corporate governance is to promote effective internal control measures, uphold a high standard of ethics, transparency, responsibility and integrity in all aspects of business, to ensure that its affairs are conducted in accordance with applicable laws and regulations and to enhance the transparency and accountability of the Board to all Shareholders.

During the Reporting Period, the Company has adopted and complied with all the applicable code provisions of the CG Code contained in Part 2 of Appendix C1 to the Listing Rules, except as disclosed in this Corporate Governance Report.

Under the code provision F.1.3, the chairman of the Board should attend the annual general meeting. Mr. Richard Qiangdong Liu (劉強東), the non-executive Director and the chairman of the Board, was unable to attend the Company's annual general meeting held on June 20, 2025 (the "**AGM**") due to his other business commitment. Mr. Wei Hu (胡偉), the then-executive Director, who was elected by the Directors and acted as the AGM chairman, together with all other Board members who attended the AGM, were available to answer questions at the AGM.

The Company will continue to regularly review and monitor its corporate governance practices to ensure compliance with the CG Code, and maintain a high standard of corporate governance practices of the Company.

Compliance with the Model Code for securities transactions by Directors

The Company has devised its own code of conduct for securities transactions (the "**Insider Trading Policy**") on terms no less exacting than those set out in the Model Code as set out in Appendix C3 to the Listing Rules as the code of conduct regarding the relevant employees' (including Directors) dealings in the securities of the Company. Having made specific enquiry with all the Directors of the Company, all the Directors confirmed that they have strictly complied with the required standards set out in the Insider Trading Policy during the Reporting Period.

Board of Directors

Board composition

The details of the Board composition during the Reporting Period and up to the date of this report are as follows:

Name of Director	Membership of Board Committee(s)
Executive Director:	
Zhenhui Wang (王振輝) *(Chief Executive Officer)*[1]	
Wei Hu (胡偉) *(Chief Executive Officer)*[2]	
Non-executive Director:	
Richard Qiangdong Liu (劉強東) *(Chairman)*	Chairperson of the Nomination Committee
Independent non-executive Directors:	
Nora Gu Yi Wu (顧宜)[3]	Chairperson of the Audit Committee
	Member of the Remuneration Committee
	Member of the Nomination Committee
Christina Gaw (吳燕安)[4]	Member of the Audit Committee
Laura J. Peterson[5]	
Xiande Zhao (趙先德)	Chairperson of the Remuneration Committee
	Member of the Audit Committee
Yang Zhang (張揚)	Member of the Nomination Committee
Lin Ye (葉林)[6]	Member of the Audit Committee
	Member of the Remuneration Committee
	Member of the Nomination Committee
Yi Hoi Tang (鄧以海)[7]	Member of the Remuneration Committee

Notes:

1. Mr. Zhenhui Wang (王振輝) was appointed as an executive Director and the chief executive officer with effect from November 13, 2025.

2. Mr. Huwei (胡偉) resigned as an executive Director and the chief executive officer with effect from November 13, 2025.

3. Ms. Nora Gu Yi Wu (顧宜) was appointed as a member of the Nomination Committee and resigned as a member of the Remuneration Committee with effect from December 29, 2025.

4. Ms. Christina Gaw (吳燕安) was appointed as an independent non-executive Director and a member of the Audit Committee with effect from February 14, 2025.

5. Ms. Laura J. Peterson was appointed as an independent non-executive Director with effect from December 29, 2025.

6. Dr. Lin Ye (葉林) resigned as a member of the Audit Committee with effect from February 14, 2025 and resigned as a member of the Nomination Committee with effect from December 29, 2025.

7. Mr. Yi Hoi Tang (鄧以海) was appointed as an independent non-executive Director with effect from August 14, 2025 and was appointed as a member of the Remuneration Committee with effect from December 29, 2025.

The biographical information of the Directors and the relationships between the members of the Board are disclosed under the section headed "Directors and Senior Management" on pages 27 to 32 of this annual report.

None of the members of the Board are related to one another.

Chairman and Chief Executive Officer

The position of chairman of the Board is held by Mr. Richard Qiangdong Liu (劉強東), and the position of Chief Executive Officer was held by Mr. Wei Hu (胡偉) (resigned on November 13, 2025) and Mr. Zhenhui Wang (王振輝) (appointed on November 13, 2025). The chairman provides leadership and is responsible for the effective functioning and leadership of the Board. The Chief Executive Officer focuses on the Company's business development and the daily management and operations generally.

Mr. Zhenhui Wang (王振輝) (appointed on November 13, 2025) obtained legal advice on November 10, 2025, as required under rule 3.09D of the Listing Rules from the legal advisor of the Company and confirmed he understood his obligations as a director of a listed company.

Independent Non-executive Directors

During the Reporting Period, the Board has at all times met the requirements of Rule 3.10(1) and (2) the Listing Rules relating to the appointment of at least three independent non-executive Directors, representing one-third of the Board with one of whom possessing appropriate professional qualifications or accounting or related financial management expertise.

The Company has also complied with Rule 3.10A of the Listing Rules relating to the appointment of independent non-executive Directors representing at least one-third of the Board.

Ms. Christina Gaw (吳燕安) (appointed on February 14, 2025), Mr. Yi Hoi Tang (鄧以海) (appointed on August 14, 2025) and Ms. Laura J. Peterson (appointed on December 29, 2025) obtained legal advice on February 5, 2025, July 21, 2025 and December 19, 2025, respectively, as required under rule 3.09D of the Listing Rules from the legal advisor of the Company and confirmed he/she understood his/her obligations as a director of a listed company.

The Company has received from each of the independent non-executive Directors an annual confirmation of independence pursuant to Rule 3.13 of the Listing Rules (as amended from time to time) and considers each of the independent non-executive Directors to be independent.

Terms of Appointment of Non-executive Directors

In accordance with the Articles of Association, all the Directors are subject to retirement by rotation at least once every three years. Any new Director appointed by the Board (i) to fill a casual vacancy; or (ii) as an addition to the Board shall hold office only until the first annual general meeting of the Company upon his/her appointment and shall then be eligible for re-election at that meeting.

Each of the non-executive Director and independent non-executive Directors has signed a letter of appointment with the Company for (i) an initial period of three years from the date of the Prospectus or from the date of the Prospectus until the third annual general meeting of the Company since the Listing (whichever ends sooner), or (ii) for an initial period of three years from the date of appointment (as the case may be). Such appointments are subject to retirement as and when required under the Articles of Association, on and subject to the terms and conditions specified in the relevant letter of appointment and be automatically renewed for successive periods of three years until terminated in accordance with the terms and conditions of the letter of appointment (as the case may be).

Responsibilities, Accountabilities and Contributions of the Board and Management

The Board is responsible for leadership and control of the Company and oversees the Group's businesses, strategic decisions and performance and is collectively responsible for promoting the success of the Company by directing and supervising its affairs. The Directors take decisions objectively in the interests of the Company.

The Board directly, and indirectly through its committees, leads and provides direction to management by laying down strategies and overseeing their implementation, monitors the Group's operational and financial performance, and ensures that sound internal control and risk management systems are in place.

All Directors, including the non-executive Director and independent non-executive Directors, have brought a wide spectrum of valuable business experience, knowledge and professionalism to the Board for its efficient and effective functioning.

The independent non-executive Directors are responsible for ensuring a high standard of regulatory reporting of the Company and providing a balance in the Board for bringing effective independent judgement on corporate actions and operations.

All Directors have full and timely access to all the information of the Company and may, upon request, seek independent professional advice in appropriate circumstances, at the Company's expenses for discharging their duties to the Company.

The Directors shall disclose to the Company details of other offices held by them.

The Board reserves for its decision all major matters relating to policy matters, strategies and budgets, internal control and risk management, material transactions (in particular those that may involve conflict of interests), financial information, appointment of directors and other significant operational matters of the Company. Responsibilities relating to implementing decisions of the Board, directing and coordinating the daily operation and management of the Company are delegated to the management.

The Company has arranged appropriate insurance coverage on Directors' and officers' liabilities in respect of any legal actions taken against Directors and senior management arising out of corporate activities. The insurance coverage would be reviewed on an annual basis.

Continuous Professional Development of Directors

Directors shall keep abreast of regulatory developments and changes in order to effectively perform their responsibilities and to ensure that their contribution to the Board remains informed and relevant.

Every newly appointed Director will receive formal, comprehensive and tailored induction on the first occasion of his/her appointment to ensure appropriate understanding of the business and operations of the Company and full awareness of director's responsibilities and obligations under the Listing Rules and relevant statutory requirements.

Directors should participate in appropriate continuous professional development to develop and refresh their knowledge and skills. Internally-facilitated briefings for the Directors would be arranged and reading material on relevant topics would be provided to the Directors where appropriate. All Directors are encouraged to attend relevant training courses at the Company's expenses.

During the Reporting Period, the key methods of attaining continuous professional development by each of the Directors are recognized as follows:

Name of Director	Participated in continuous professional training[1]
Executive Director	
Zhenhui Wang (王振輝)[2]	√
Wei Hu (胡偉)[3]	√
Non-executive Director	
Richard Qiangdong Liu (劉強東)	√
Independent non-executive Directors	
Nora Gu Yi Wu (顧宜)	√
Christina Gaw (吳燕安)[4]	√
Laura J. Peterson[5]	√
Xiande Zhao (趙先德)	√
Yang Zhang (張揚)	√
Lin Ye (葉林)	√
Yi Hoi Tang (鄧以海)[6]	√

Notes:

1. Attended training/seminar/conference arranged by the Company or other external parties or read relevant materials.
2. Mr. Zhenhui Wang (王振輝) was appointed as an executive Director and the chief executive officer with effect from November 13, 2025.
3. Mr. Wei Hu (胡偉) resigned as an executive Director and the chief executive officer with effect from November 13, 2025.
4. Ms. Christina Gaw (吳燕安) was appointed as an independent non-executive Director with effect from February 14, 2025.
5. Ms. Laura J. Peterson was appointed as an independent non-executive Director with effect from December 29, 2025.
6. Mr. Yi Hoi Tang (鄧以海) was appointed as an independent non-executive Director with effect from August 14, 2025.

Board Meetings, Committee Meetings and General Meetings

Code provision C.5.1 of the CG Code stipulates that the Board should meet regularly and board meetings should be held at least four times a year at approximately quarterly intervals. Seven Board meetings were held during the Reporting Period.

Apart from the regular Board meetings above, the chairman of the Board also held one meeting with the independent non-executive Directors without the presence of executive Directors during the Reporting Period.

Three general meetings were held during the Reporting Period.

Attendance Records of Directors

During the Reporting Period, the attendance record of each Director at Board meetings, committee meetings and general meetings is detailed in the table below.

	Attendance/No. of Meeting(s)				
Name of Director	**Board**	**Audit Committee**	**Remuneration Committee**	**Nomination Committee**	**General Meeting**
Zhenhui Wang (王振輝)[1]	1/1	—	—	—	1/1
Wei Hu (胡偉)[2]	4/6	—	—	—	2/2
Richard Qiangdong Liu (劉強東)	6/7	—	—	2/2	—/3
Nora Gu Yi Wu (顧宜)[3]	6/7	5/5	2/2	—	2/3
Christina Gaw (吳燕安)[4]	7/7	5/5	—	—	3/3
Laura J. Peterson[5]	—	—	—	—	—
Xiande Zhao (趙先德)	6/7	5/5	2/2	—	3/3
Yang Zhang (張揚)	7/7	—	—	2/2	2/3
Lin Ye (葉林)[6]	7/7	—	2/2	2/2	3/3
Yi Hoi Tang (鄧以海)[7]	3/3	—	—	—	1/1

Notes:

1. Mr. Zhenhui Wang (王振輝) was appointed as an executive Director and the chief executive officer with effect from November 13, 2025.
2. Mr. Wei Hu (胡偉) resigned as an executive Director and the chief executive officer with effect from November 13, 2025.
3. Ms. Nora Gu Yi Wu (顧宜) was appointed as a member of the Nomination Committee and resigned as a member of the Remuneration Committee with effect from December 29, 2025.
4. Ms. Christina Gaw (吳燕安) was appointed as an independent non-executive Director and a member of the Audit Committee with effect from February 14, 2025.
5. Ms. Laura J. Peterson was appointed as an independent non-executive Director with effect from December 29, 2025.
6. Dr. Lin Ye (葉林) resigned as a member of the Audit Committee with effect from February 14, 2025 and resigned as a member of the Nomination Committee with effect from December 29, 2025.
7. Mr. Yi Hoi Tang (鄧以海) was appointed as an independent non-executive Director with effect from August 14, 2025 and was appointed as a member of the Remuneration Committee with effect from December 29, 2025.

Board Committees

The Board has established three Board committees, namely the Audit Committee, the Remuneration Committee and the Nomination Committee for overseeing specific aspects of the Company's affairs. All Board committees of the Company are established with defined written terms of reference. The terms of reference of the Board committees are posted on the Company's website and the Stock Exchange's website and are available to Shareholders upon request.

Audit Committee

The Company has established the Audit Committee with written terms of reference in compliance with Rule 3.21 of the Listing Rules and the CG Code set out in Appendix C1 to the Listing Rules. The primary duties of the Audit Committee are to monitor the implementation of our risk management policies across our Company on an ongoing basis to ensure that our internal control system is effective in identifying, managing and mitigating risks involved in our business operations.

As of the date of this report, the Audit Committee comprises three members, namely Nora Gu Yi Wu (顧宜), Christina Gaw (吳燕安) (appointed on February 14, 2025), Lin Ye (葉林) (resigned on February 14, 2025) and Xiande Zhao (趙先德), all of whom are independent non-executive Directors, with Nora Gu Yi Wu (顧宜) (with the appropriate professional qualifications) as the chairperson of the Audit Committee.

The Audit Committee is mainly responsible for, inter alia, the following matters:

- assisting the Board in reviewing the financial information and reporting process of the Company;
- monitoring and reviewing risk management and internal control systems of the Company through the internal audit department;
- reviewing the effectiveness of the internal audit function of the Company;
- reviewing the scope of audit and appointment of external auditor of the Company; and
- supervising internal investigation and reviewing the arrangements to enable employees of the Company to raise concerns about possible improprieties in financial reporting, internal control or other matters of the Company.

The terms of reference of the Audit Committee are available on the websites of the Stock Exchange and the Company.

The Audit Committee held five meetings during the Reporting Period. The following is a summary of work performed by the Audit Committee during the Reporting Period:

- reviewed the interim and annual financial statements, results announcements and reports for presentation to the Board for approval;
- reviewed the significant issues on the financial reporting, operational and compliance matters;
- reviewed the risk management, internal control systems and internal audit function;
- reviewed the scope of work and appointment of external auditor; and
- reviewed the connected transactions and arrangements for employees to raise concerns about possible improprieties.

Remuneration Committee

The Company has established the Remuneration Committee with written terms of reference in compliance with Rule 3.25 of the Listing Rules and the CG Code. The primary duties of the Remuneration Committee are to review and make recommendations to the Board on the terms of remuneration packages, bonuses and other compensation payable to our Directors and senior management.

As of the date of this report, the Remuneration Committee comprises three members, namely Xiande Zhao (趙先德), Nora Gu Yi Wu (顧宜) (resigned on December 29, 2025), Lin Ye (葉林) and Yi Hoi Tang (鄧以海) (appointed on December 29, 2025), all of whom are independent non-executive Directors. Xiande Zhao (趙先德) is the chairperson of the Remuneration Committee.

The terms of reference of the Remuneration Committee are available on the websites of the Stock Exchange and the Company.

The primary functions of the Remuneration Committee include:

- reviewing and making recommendations to the Board on the remuneration of all Directors and senior management;
- reviewing and making recommendations to the Board on the Company's policy and structure for the remuneration of all Directors and senior management; and
- establishing transparent procedures for developing such remuneration policy and structure to ensure that no Director or any of his/her associates will participate in deciding his/her own remuneration.

The Remuneration Committee held two meetings during the Reporting Period. The following is a summary of work performed by the Remuneration Committee during the Reporting Period:

- reviewed and made recommendation to the Board regarding the policy and structure for the remuneration of the Directors and senior management;
- reviewed and made recommendation to the Board regarding the remuneration of the Directors and senior management;
- reviewed and made recommendation to the Board regarding the remuneration of the new Director; and
- reviewed and made recommendation to the Board regarding the grant of share awards to the Directors and senior management under the Post-IPO Share Award Scheme. While considering the grant of share awards, the Remuneration Committee had evaluated, among other things, the value of the grantee's position and his/her contributions. After considering those factors, the Remuneration Committee recommended the proposed grant of share awards to the grantee to the Board for approval to appreciate the grantee's devotion and commitment to the Company which align with the purpose of the Post-IPO Share Award Scheme.

Details of the fees and other emoluments paid or payable to the Directors for the year ended December 31, 2025 are set out in Note 13 to the audited consolidated financial statements contained in this annual report.

Remuneration Policy of Directors and Senior Management

The remuneration of Directors comprises an annual directors' fee and may also be entitled to options and/or awards under the rules of the share option scheme or share award scheme adopted by the Company from time to time. Such remuneration is determined and recommended by the Remuneration Committee with reference to the respective Directors' qualification, competencies and responsibilities with the Company, the Company's remuneration policy (as disclosed in this annual report) and the prevailing market conditions.

The remuneration of the members of senior management by band for the year ended December 31, 2025 is set out below:

	Number of members of senior management
Nil to RMB50,000,000	3

Nomination Committee

The Company has established the Nomination Committee with written terms of reference in compliance with the CG Code. The primary duties of the Nomination Committee are to make recommendations to our Board on the appointment of Directors and management of Board succession.

As of the date of this report, the Nomination Committee comprises three members, namely Richard Qiangdong Liu (劉強東), Yang Zhang (張揚), Lin Ye (葉林) (resigned on December 29, 2025) and Nora Gu Yi Wu (顧宜) (appointed on December 29, 2025). Richard Qiangdong Liu (劉強東) is a non-executive Director, and Yang Zhang (張揚), Lin Ye (葉林) (resigned on December 29, 2025) and Nora Gu Yi Wu (顧宜) (appointed on December 29, 2025) are independent non-executive Directors. Richard Qiangdong Liu (劉強東) is the chairperson of the Nomination Committee.

The principal duties of the Nomination Committee include:

- reviewing the structure, size and composition of the Board as per the Company's Board Diversity Policy;
- developing and formulating relevant procedures for the nomination and appointment of Directors;
- making recommendations to the Board on the appointment and succession planning of Directors; and
- assessing the independence of independent non-executive Directors.

The Nomination Committee held two meetings during the Reporting Period. The following is a summary of work performed by the Nomination Committee during the Reporting Period:

- reviewed the Board structure, size, composition and board diversity (including skills, knowledge and experience etc.);
- reviewed the effectiveness of the Board Diversity Policy and the Directors' Nomination Policy;
- reviewed the independence of independent non-executive Directors;
- reviewed and considered the retirement and re-nomination of Directors for re-election at the forthcoming annual general meeting of the Company; and
- reviewed and made recommendation to the Board regarding the appointment of new Director.

Board Diversity Policy

The Company has adopted a board diversity policy (the "**Board Diversity Policy**") which sets out the approach to achieve diversity of the Board. The Company recognizes and embraces the benefits of having a diverse Board and sees increasing diversity at the Board level, including gender diversity, as an essential element in maintaining the Company's competitive advantage and enhancing its ability to attract, retain and motivate employees from the widest possible pool of available talent. Pursuant to the Board Diversity Policy, in reviewing and assessing suitable candidates to serve as a director of the Company, the Nomination Committee will consider a number of aspects, including but not limited to gender, age, cultural and educational background, professional qualifications, skills, knowledge, and industry and regional experience. Pursuant to the Board Diversity Policy, the Nomination Committee will discuss periodically and when necessary, agree on the measurable objectives for achieving diversity, including gender diversity, on the Board and recommend them to the Board for adoption.

Pursuant to the Board Diversity Policy, the Company has set the following measurable objectives:

- the Company aims to maintain an appropriate balance of skills, experience and diversity of perspectives on the Board that are relevant to the Company's business growth. The Company is also committed to ensuring that recruitment and selection practices at all levels (from the Board downwards) are appropriately structured so that a diverse range of candidates are considered; and

- the Nomination Committee will discuss periodically and, where appropriate, agree on measurable objectives for achieving diversity, including gender diversity, on the Board and recommend them to the Board for adoption.

During the Reporting Period, the Nomination Committee has reviewed and considered the implementation of the Board Diversity Policy to be effective. The Board Diversity Policy is well implemented as evidenced by the fact that there are both female and male Directors from a diversed age group with experience from different industries and sectors. The Directors have a balanced mix of knowledge and skills, including knowledge and experience in the areas of business management, logistics, marketing, finance, law and human resources. They obtained degrees in various areas including business administration, economics, finance, accounting, law and human resources. As of December 31, 2025, the Board comprises nine Directors, three of which are of which is female, a relatively high level amongst companies listed on the Stock Exchange. The Board targets to maintain at least the current level of female representation, with the ultimate goal of achieving gender parity and gender diversity.

Director Nomination Policy

In accordance with mandatory disclosure requirement E(d)(iii) of the CG Code, the Company has adopted a director nomination policy for election of directors (the "**Director Nomination Policy**") on May 10, 2021.

The Director Nomination Policy sets out the criteria and procedure in the nomination and appointment of Directors, and ensures that the Board will maintain a balance of skills, experience and diversity of perspectives appropriate to the Company. The Board believes that the defined selection process is good for corporate governance in ensuring the Board continuity and appropriate leadership at Board level, and enhancing Board effectiveness and diversity.

According to the Director Nomination Policy:

- the Board has delegated its responsibilities and authority for selection and appointment of Directors to the Nomination Committee;

- the Nomination Committee shall identify, consider and recommend suitable individuals to the Board to consider and to make recommendations to the Shareholders for election of Directors at a general meeting;

- in assessing the suitability and the potential contribution to the Board of a proposed candidate, the Nomination Committee may make reference to certain selection criteria, such as integrity, professional qualifications and skills, commitment in respect of available time, and diversity in all aspects; and

- the Nomination Committee shall make recommendations to the Board on the appointment or re-appointment of Directors and succession planning for Directors.

The following considerations will be used by the Nomination Committee in making recommendations for succession planning:

- required knowledge, skills and experience to effectively fulfil the Board's legal role and responsibilities;

- diversity of the Board in all aspects, including but not limited to gender, age, cultural and educational background, ethnicity, professional experience, skills, knowledge and length of service;

- personal qualities of each candidate with reference to but not limited to the considerations listed in the Director Nomination Policy;

- continuity of the Board through a smooth succession of Directors; and

- compliance with the relevant legal and regulatory requirements.

The above considerations are for reference only, and are not meant to be exhaustive or decisive. The Nomination Committee will review succession planning with the Board periodically and recommend revisions, if any, to the Board for consideration and approval.

Corporate Governance Functions

The Board is responsible for performing the functions set out in the code provision A.2.1 of the CG Code.

The Board would review the Company's corporate governance policies and practices, training and continuous professional development of the directors and the senior management, the Company's policies and practices on compliance with legal and regulatory requirements, code of conduct and the Company's compliance with the CG Code and disclosure in this Corporate Governance Report. The Board has performed the above duties during the Reporting Period.

Board Independence Policy

The Company recognizes that Board independence is key to good corporate governance. As part of the established governance framework, the Group has adopted the Policy on Obtaining Independent Views and Input (the "**Board Independence Policy**") in November 2022, which demonstrates the Company's commitment to high standards of corporate governance, and making good governance integral to the Company's culture.

According to the Board Independence Policy, the Board, Board committees or individual Directors may seek such independent professional advice, views and input as considered necessary to fulfil their responsibilities and in exercising independent judgement when making decisions in furtherance of their Directors' duties at the Company's expense (the "**Mechanism**"). Independent professional advice shall include legal advice and advice of accountants and other professional financial advisers on matters of law, accounting, tax and other regulatory matters.

In the event that independent professional advice, views and input are considered necessary, the Board, Board committees or individual Directors shall communicate with the company secretary to start the Mechanism, providing background and details of the relevant incidents and/or transactions, and the issues involved which would require independent views and input. They may direct any questions, queries, concerns or specific advice to be sought to the company secretary who will then contact the Company's professional advisers (including legal advisers, accountants, independent auditor, internal control advisers) or other independent professional parties to obtain such independent professional advice within a reasonable period of time. Any advice obtained through the Mechanism shall be duly documented and made available to other members of the Board.

Despite having obtained any information or advice from the chairperson of the Board and/or any independent professional advisers through the Mechanism, the Directors are expected to exercise independent judgement in forming their decisions.

During the Reporting Period, the Board has reviewed and considered the implementation of the Board Independence Policy and the Mechanism to be effective.

Other Governance Policies

In December 2022, the Company adopted the anti-corruption and whistleblowing policy in accordance with code provision D.2.6 and D.2.7 of the CG Code. This policy is reviewed from time to time to ensure their relevance and appropriateness to the Group's business, corporate strategy and stakeholder expectations.

Workforce Diversity

As of December 31, 2025, the total gender diversity of the Group is balanced with the gender ratio of 15.1% female to 84.9% male. The Group has a strong focus on promoting gender diversity in the workforce and strive to maintain the female representation with reference to the Shareholders' expectations and recommended best practices, so as to achieve suitable and balanced gender diversity. To support the achievement of these targets, specific initiatives have been implemented, including a review of the recruitment process, with job descriptions and postings amended to motivate a broader applicant pool, as well as changes to applicant screening and interviews. In addition, to support diversity across all facets, the Group is enhancing diversity and inclusion efforts through employee networks, mentoring programmes, equitable hiring practices, policies and awareness raising events and training for all employees to support inclusive behaviours.

Directors' Responsibility in Respect of the Consolidated Financial Statements

The Directors acknowledge their responsibility for preparing the consolidated financial statements of the Company during the Reporting Period.

The Directors are not aware of any material uncertainties relating to events or conditions that may cast significant doubt upon the Company's ability to continue as a going concern.

The statement of the independent auditor of the Company, Deloitte Touche Tohmatsu, about their reporting responsibilities on the consolidated financial statements is set out in the Independent Auditor's Report on pages 101 to 104 of this annual report.

Dividend Policy

In accordance with code provision F.1.1 of the CG Code, the Company adopted a dividend policy (the "**Dividend Policy**") on May 10, 2021, which outlines the principles and guidelines that the Company intends to apply in relation to the declaration, payment or distribution of its net profits as dividends to the Shareholders.

According to the Dividend Policy:

1. Subject to Cayman Islands company law and the Articles of Association (as amended from time to time), the Board has absolute discretion on whether to declare and distribute dividends. In addition, the Shareholders in general meeting may declare dividends but no dividend may be declared in excess of the amount recommended by the Board. In either case, a dividend may only be declared and paid out of the profits and reserves of the Company that are lawfully available for distribution (including share premium), and in no circumstances may a dividend be paid if this would result in the Company being unable to pay its debts as they fall due in the ordinary course of business. Even if the Board decides to pay dividends, the form, frequency and amount of dividends will depend on the Company's future operations and earnings, capital requirements and surplus, cash flows, general financial condition, contractual restrictions and other factors that the Board considers relevant.

2. Any future dividend payments to Shareholders will also depend upon the availability of dividends received from the subsidiaries of the Company. Regulations in China may restrict the ability of the Company's PRC subsidiaries to pay dividends to the Company.

3. If the Company pays any dividends on the Shares, unless and to the extent that the rights attached to the Shares or the terms of issue thereof otherwise provide, (i) all dividends will be declared and paid according to the amounts paid up on the Shares in respect of which the dividend is paid, but no amount paid up on Shares in advance of calls may for this purpose be treated as paid up on the Shares, and (ii) all dividends will be apportioned and paid pro rata according to the amounts paid up on the Shares during any portion or portions of the period in respect of which the dividend is paid. The Board may deduct from any dividend or other monies payable to any of the Shareholders all sums of money (if any) presently payable by such Shareholders to the Company on account of calls, instalments or otherwise.

4. Any final dividend for a financial year will be subject to Shareholders' approval. The Company may declare and pay dividends in cash or by shares. Any dividend unclaimed shall be forfeited and shall revert to the Company in accordance with the Articles of Association and all applicable laws and regulations.

5. The Company does not have a fixed dividend payout ratio. The Company currently intends to recommend dividends commensurate with the industry average level, while maintaining adequate reserves for its operations, expansion and future growth. The Dividend Policy reflects the Board's current views on the Company's financial position. The Board will continue to review the Dividend Policy from time to time and there can be no assurance that dividends will be paid in any particular amount, if at all, for any given period.

Risk Management and Internal Control

Risk management is one of the core competitive competencies of the Company's business. We are committed to achieving a consistent standard of strict and effective risk management and internal control to promote the efficiency of the organization's operations, reduce the risk of asset loss, and assure, to a satisfactory degree, reliable financial reporting and compliance with laws and regulations.

The Board is responsible for the Group's risk management and internal control system and reviews the effectiveness of this system. This system is designed to manage, though not entirely eliminate, the risk of failing to achieve business objectives, and provides a satisfactory, albeit not absolute, assurance against material misrepresentations or losses. On behalf of the Board, the Audit Committee reviews the effectiveness of the Group's risk management and internal control system on an annual basis.

The Board has completed the review of the effectiveness of the Group's risk management and internal control system and is of the view that for the year ended December 31, 2025, (a) the Group has adequate and effective internal audit functions to continuously monitor the success of its risk management and internal control system; and (b) the Group's risk management and internal control system is effective.

Organization Chart for Risk Management and Internal Control

The Group's framework for risk management and internal control includes three levels: governance, management and executive. The roles and reporting relationships of the different levels are illustrated below:

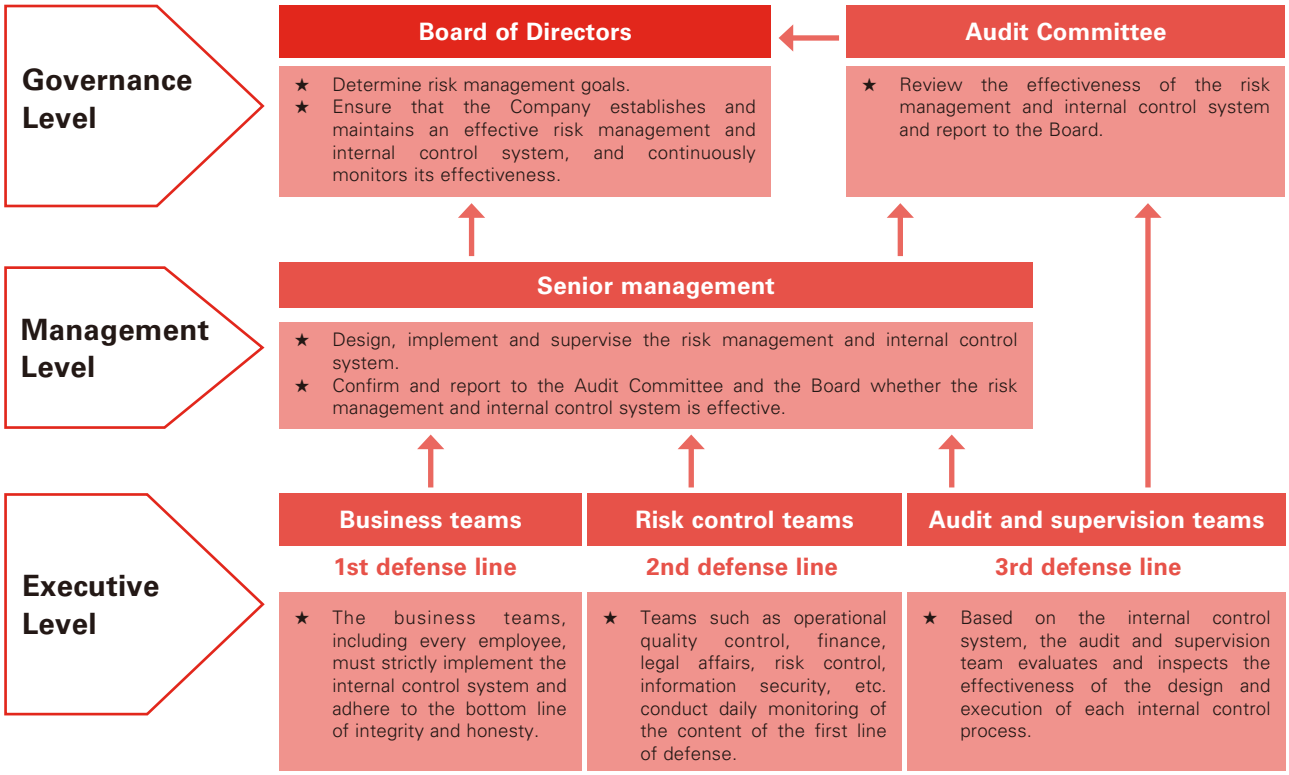

The business team assumes the main responsibility for carrying out internal control activities. To ensure that risk management measures are implemented effectively, the Group has maintained a strict internal control system as well as formulated and issued a code conduct for its employees. It has also adopted mechanisms including, but not limited to, internal inspection, risk management performance appraisal, a policy of joint accountability and rewards for risk-reporting.

The risk management teams, including the operational quality control team, finance team, legal affairs team, risk control team and information security team, monitor the Group's daily operations and business development. Every year, for major risk areas, the risk management teams and the management of each business team jointly discuss and conduct risk identification and risk assessment. They also formulate risk response measures that serve as the main guide for risk management and internal control work for the following fiscal year.

The internal audit team regularly evaluates the effectiveness of the risk management and internal control system and its implementation. The internal audit team also reports to the Audit Committee and senior management on its conclusions and the major internal control deficiencies identified, if any.

On behalf of the Board, the Audit Committee reviews the effectiveness of the Group's risk management and internal control system on an annual basis. The review procedures include, among other things, taking in inputs from the business teams, risk management teams, internal audit team and external auditors, reviewing relevant work reports of various departments and discussions with senior management on significant changes in risks and significant internal control deficiencies, if any. In addition, the Audit Committee holds meetings every year to consult on, inter alia, the conclusions from its review on the effectiveness of the risk management and internal control system, solutions to major internal control deficiencies, the Group's major risk assessment results and the annual risk management and internal control proposal.

The Group conducts various types of risk management-related trainings every year to enhance its employees' risk awareness and risk management capabilities. The topics covered in the trainings include, among other things, external regulations, the Group's business process specifications, standards for employee conduct and network security.

Risk management procedures

The procedures used by the Group to identify, assess and manage significant risks are as follows:

- Risk identification — Based on the Group's risk management objectives, the management level, from the standpoint of major areas such as strategic management, operations, finance, legal compliance, information technology and data security, human resources, reputation management and disaster management, identifies risk factors that affect the Group's realization of its objectives.

- Risk assessment — Regarding inherent risks and residual risks, the management, based on the two dimensions of probability and impact, further analyzes, qualitatively evaluates and scores the risks, ranking the risks on a scale of "high", "medium" and "low".

- Risk response — Risk response strategies include risk avoidance, risk transfer, mitigation and acceptance. Based on the risk identification and assessment results, the management selects appropriate response strategies and formulates measures to address specific risks.

- Risk monitoring — Through ongoing supervision and individual evaluation, the management team continuously evaluates the quality of the internal control system and makes adjustments when necessary through combining continuous monitoring and individual evaluation.

- Risk reporting — This involves upward and downward reporting and parallel communication of information regarding risks. Risk reporting includes reporting on the effectiveness of risk management and internal control system to the Group's management, the Board and its Audit Committee. Downward reporting and parallel communication refer to communication with and providing feedback to various business teams on risk matters.

Dealings with and disseminating inside information

The Group has adopted adequate and effective internal control measures to regulate dealings with and the dissemination of inside information. These measures also serve to prohibit the unauthorized access to and use of inside information, and to ensure that dealings with and the dissemination of inside information by the Group meets the requirements of the SFO.

Auditor's Remuneration

Set out below is a breakdown of the remuneration paid/payable to the Auditor, Deloitte Touche Tohmatsu, in respect of the audit services and the non-audit services for the year ended December 31, 2025. The audit services conducted by the Auditor mainly include audit and review services for the Group. Non-audit services mainly include internal control training services.

Service Category	Fees Paid/Payable RMB'000
Audit services	19,434
Non-audit services	328
	19,762

Company Secretary

Ming King Chiu (趙明璟), our company secretary, is the Head of Company Secretarial Services (Client Portfolio Management), Greater China of Vistra Corporate Services (HK) Limited. The biographical information of Mr. Chiu is disclosed under the section headed "Directors and Senior Management — Company Secretary" on page 32 of this annual report.

Mr. Chiu's primary contact person at the Company is Hao Wu (吳昊), the chief financial officer of the Company. During the Reporting Period, Mr. Chiu has complied with Rule 3.29 of the Listing Rules and taken no less than 15 hours of relevant professional training.

Changes in Constitutional Documents

There is no significant change in the Company's constitutional documents during the Reporting Period.

Shareholders' Rights

To safeguard Shareholders' interests and rights, a separate resolution is proposed for each substantially separate issue at general meetings, including the election of individual Directors. All resolutions put forward at general meetings will be voted on by poll pursuant to the Listing Rules and poll results will be posted on the websites of the Company and of the Stock Exchange after each general meeting.

Convening an Extraordinary General Meeting by Shareholders

Pursuant to Article 12.3 of the Articles of Association, general meetings shall be convened on the written requisition of any one or more members holding together, as at the date of deposit of the requisition, shares representing not less than one-tenth of the voting rights, on a one vote per share basis, of the issued shares of the Company which at that date carry the right to vote at general meetings of the Company. The written requisition shall be deposited at the principal office of the Company in Hong Kong or, in the event the Company ceases to have such a principal office, the registered office of the Company, specifying the objects of the meeting and the resolutions to be added to the meeting agenda, and signed by the requisitionist(s). If the Board does not within one month from the date of deposit of the requisition proceed duly to convene the meeting to be held within a further one month, the requisitionist(s) themselves or any of them holding no less than one-tenth of the paid up capital of the Company which carry the right of voting at general meetings of the Company, may convene the general meeting in the same manner, as nearly as possible, as that in which meetings may be convened by the Board provided that any meeting so convened shall not be held after the expiration of three months from the date of deposit of the requisition, and all reasonable expenses incurred by the requisitionist(s) as a result of the failure of the Board shall be reimbursed to them by the Company.

Putting Forward Proposals at General Meetings

The Board is not aware of any provisions allowing the Shareholders to put forward proposals at general meetings of the Company under the Articles of Association and the Companies Act. Shareholders who wish to put forward proposals at general meetings may refer to the preceding paragraph to make a written requisition to require the convening of an extraordinary general meeting of the Company.

Detailed procedures for Shareholders to propose a person for election as a director of the Company are published on the Company's website.

Putting Forward Enquiries to the Board

For putting forward any enquiries to the Board, Shareholders may send written enquiries to the Company. The Company will not normally deal with verbal or anonymous enquiries.

Contact Details

Shareholders may send their enquiries or requests as mentioned above to the following:

Address:	8th Floor, Building B, No. 20 Kechuang 11 Street, Yizhuang Economic and Technological Development Zone, Daxing District, Beijing 101111, People's Republic of China (For the attention of the Board of Directors/Company Secretary)
Email:	jdlir@jd.com

For the avoidance of doubt, Shareholder(s) must deposit and send the original duly signed written requisition, notice or statement, or enquiry (as the case may be) to the above address and provide their full name, contact details and identification in order to give effect thereto. The information of the Shareholder(s) may be disclosed as required by law.

Communication with Shareholders and Investor Relations

Shareholders' Communication Policy

The Company considers effective communication with Shareholders is essential for enhancing investor relations and investor understanding of the Group's business performance and strategies. The Company adopted a shareholders' communication policy (the "**Shareholders' Communication Policy**") on May 10, 2021, and revised this policy on March 9, 2023 which aims to set out the approach of the Board to provide Shareholders and other stakeholders (including potential investors) with balanced and understandable information about the Company.

In accordance with the Shareholders' Communication Policy, the Company endeavors to maintain an on-going dialogue with Shareholders and in particular, through annual general meetings and other general meetings. Directors (or their delegates as appropriate), appropriate management executives and external auditor will use all reasonable endeavours to attend annual general meetings and answer enquiries from Shareholders.

Also, the Company discloses information and publishes periodic reports and announcements to the public on the Stock Exchange's website in a timely manner in accordance with the Listing Rules, the relevant laws and regulations. The primary focus of the Company is to ensure information disclosure is timely, fair, accurate, truthful and does not contain any material omission, thereby enabling Shareholders, investors as well as the public to make rational and informed decisions.

As the information of the Company be disseminated in a timely and effective manner, the Company has reviewed and considered the implementation of the Shareholders' Communication Policy to be effective during the Reporting Period.

Deloitte. 德勤

To the Shareholders of JD Logistics, Inc.
(incorporated in the Cayman Islands with limited liability)

Opinion

We have audited the consolidated financial statements of JD Logistics, Inc. (the "**Company**"), its subsidiaries and consolidated affiliated entities (collectively referred to as the "**Group**") set out on pages 105 to 201, which comprise the consolidated statement of financial position as of December 31, 2025, and the consolidated statement of profit or loss, consolidated statement of comprehensive income, consolidated statement of changes in equity and consolidated statement of cash flows for the year then ended, and notes to the consolidated financial statements, including material accounting policy information and other explanatory information.

In our opinion, the consolidated financial statements give a true and fair view of the consolidated financial position of the Group as of December 31, 2025, and of its consolidated financial performance and its consolidated cash flows for the year then ended in accordance with IFRS Accounting Standards as issued by the International Accounting Standards Board ("**IASB**") and have been properly prepared in compliance with the disclosure requirements of the Hong Kong Companies Ordinance.

Basis for Opinion

We conducted our audit in accordance with International Standards on Auditing ("**ISAs**"). Our responsibilities under those standards are further described in the Auditor's Responsibilities for the Audit of the Consolidated Financial Statements section of our report. We are independent of the Group in accordance with the International Ethics Standards Board for Accountants' International Code of Ethics for Professional Accountants (including International Independence Standards) (the "**IESBA Code**"), as applicable to audits of the financial statements of public interest entities. We have also fulfilled our other ethical responsibilities in accordance with the IESBA Code. We believe that the audit evidence we have obtained is sufficient and appropriate to provide a basis for our opinion.

Key Audit Matters

Key audit matters are those matters that, in our professional judgment, were of most significance in our audit of the consolidated financial statements for the current period. These matters were addressed in the context of our audit of the consolidated financial statements as a whole, and in forming our opinion thereon, and we do not provide a separate opinion on these matters.

Key audit matter	How our audit addressed the key audit matter
Revenue Recognition	

The Group provides delivery services to both corporate and individual customers. Due to the significant volume of transactions from delivery services, the Group uses information systems to process and record its revenue transactions.
 	
Auditing the revenues generated from delivery services required a significant extent of effort due to the large number of transactions and involvement of the complex information systems of the Group.
 	
We identified occurrence and accuracy of revenue recognition on the provision of delivery services as a key audit matter.
	Our procedures in relation to revenue recognition included:
	
	• Understanding the management's process of delivery services and identifying significant information systems used to process revenue transactions in relation to delivery services with concurrence of information technology specialists;
	
	• Understanding, evaluating and testing internal controls relevant to our audit in relation to the verification and authorization of input of pricing to the information systems;
	
	• With the assistance of our information technology specialists:
	
	  • Testing the general information technology controls over each of these information systems, including access security, system change control and data center and network operation;
	
	  • Testing the automated controls over delivery service completion, calculation of delivery service fee and revenue transactions record;
	
	  • Testing interfaces controls associated with waybill information transmitted from the order and delivery system to the logistic billing systems, payment information transmitted from the delivery system to the settlement system;
	
	  • Checking, on a sample basis, sales transactions in relation to the delivery services of the Group by tracing to the supporting documents including waybills, receipts confirmed by customers and further with collection records.

Other Information

The directors of the Company are responsible for the other information. The other information comprises the information included in the annual report, but does not include the consolidated financial statements and our auditor's report thereon.

Our opinion on the consolidated financial statements does not cover the other information and we do not express any form of assurance conclusion thereon.

In connection with our audit of the consolidated financial statements, our responsibility is to read the other information and, in doing so, consider whether the other information is materially inconsistent with the consolidated financial statements or our knowledge obtained in the audit or otherwise appears to be materially misstated. If, based on the work we have performed, we conclude that there is a material misstatement of this other information, we are required to report that fact. We have nothing to report in this regard.

Responsibilities of Directors and Those Charged with Governance for the Consolidated Financial Statements

The directors of the Company are responsible for the preparation of the consolidated financial statements that give a true and fair view in accordance with IFRS Accounting Standards as issued by the IASB and the disclosure requirements of the Hong Kong Companies Ordinance, and for such internal control as the directors determine is necessary to enable the preparation of consolidated financial statements that are free from material misstatement, whether due to fraud or error.

In preparing the consolidated financial statements, the directors are responsible for assessing the Group's ability to continue as a going concern, disclosing, as applicable, matters related to going concern and using the going concern basis of accounting unless the directors of the Company either intend to liquidate the Group or to cease operations, or have no realistic alternative but to do so.

Those charged with governance are responsible for overseeing the Group's financial reporting process.

Auditor's Responsibilities for the Audit of the Consolidated Financial Statements

Our objectives are to obtain reasonable assurance about whether the consolidated financial statements as a whole are free from material misstatement, whether due to fraud or error, and to issue an auditor's report that includes our opinion solely to you, as a body, in accordance with our agreed terms of engagement, and for no other purpose. We do not assume responsibility towards or accept liability to any other person for the contents of this report. Reasonable assurance is a high level of assurance, but is not a guarantee that an audit conducted in accordance with ISAs will always detect a material misstatement when it exists. Misstatements can arise from fraud or error and are considered material if, individually or in the aggregate, they could reasonably be expected to influence the economic decisions of users taken on the basis of these consolidated financial statements.

As part of an audit in accordance with ISAs, we exercise professional judgment and maintain professional skepticism throughout the audit. We also:

- Identify and assess the risks of material misstatement of the consolidated financial statements, whether due to fraud or error, design and perform audit procedures responsive to those risks, and obtain audit evidence that is sufficient and appropriate to provide a basis for our opinion. The risk of not detecting a material misstatement resulting from fraud is higher than for one resulting from error, as fraud may involve collusion, forgery, intentional omissions, misrepresentations, or the override of internal control.

- Obtain an understanding of internal control relevant to the audit in order to design audit procedures that are appropriate in the circumstances, but not for the purpose of expressing an opinion on the effectiveness of the Group's internal control.

- Evaluate the appropriateness of accounting policies used and the reasonableness of accounting estimates and related disclosures made by the directors.

- Conclude on the appropriateness of the directors' use of the going concern basis of accounting and, based on the audit evidence obtained, whether a material uncertainty exists related to events or conditions that may cast significant doubt on the Group's ability to continue as a going concern. If we conclude that a material uncertainty exists, we are required to draw attention in our auditor's report to the related disclosures in the consolidated financial statements or, if such disclosures are inadequate, to modify our opinion. Our conclusions are based on the audit evidence obtained up to the date of our auditor's report. However, future events or conditions may cause the Group to cease to continue as a going concern.

- Evaluate the overall presentation, structure and content of the consolidated financial statements, including the disclosures, and whether the consolidated financial statements represent the underlying transactions and events in a manner that achieves fair presentation.

- Plan and perform the group audit to obtain sufficient appropriate audit evidence regarding the financial information of the entities or business units within the group as a basis for forming an opinion on the group financial statements. We are responsible for the direction, supervision and review of the audit work performed for purposes of the group audit. We remain solely responsible for our audit opinion.

We communicate with those charged with governance regarding, among other matters, the planned scope and timing of the audit and significant audit findings, including any significant deficiencies in internal control that we identify during our audit.

We also provide those charged with governance with a statement that we have complied with relevant ethical requirements regarding independence, and to communicate with them all relationships and other matters that may reasonably be thought to bear on our independence, and where applicable, actions taken to eliminate threats or safeguards applied.

From the matters communicated with those charged with governance, we determine the matter that was of most significance in the audit of the consolidated financial statements for the current period and is therefore the key audit matter. We describe this matter in our auditor's report unless law or regulation precludes public disclosure about the matter or when, in extremely rare circumstances, we determine that a matter should not be communicated in our report because the adverse consequences of doing so would reasonably be expected to outweigh the public interest benefits of such communication.

The engagement partner on the audit resulting in this independent auditor's report is Yam Siu Man.

Deloitte Touche Tohmatsu
Certified Public Accountants
Hong Kong
March 5, 2026

CONSOLIDATED STATEMENT OF PROFIT OR LOSS

	Notes	Year ended December 31, 2025 RMB'000	2024 RMB'000
Revenue	6	**217,146,986**	182,837,584
Cost of revenue		**(197,379,017)**	(164,139,171)
Gross profit		**19,767,969**	18,698,413
Selling and marketing expenses		**(6,359,181)**	(5,686,483)
Research and development expenses		**(4,136,488)**	(3,571,346)
General and administrative expenses		**(3,897,660)**	(3,335,442)
Other income, gains/(losses), net	7	**1,858,350**	1,130,871
Gains on disposal of industrial parks		**31,499**	88,796
Finance income	8	**1,096,832**	1,462,065
Finance costs	9	**(887,122)**	(1,029,665)
Impairment losses (including reversals of impairment losses) on financial assets	10	**(146,073)**	(50,722)
Share of results of associates and joint ventures		**4,169**	9,196
Profit before income tax	12	**7,332,295**	7,715,683
Income tax expense	11	**(442,250)**	(628,130)
Profit for the year		**6,890,045**	7,087,553
Profit for the year attributable to:			
Owners of the Company		**6,646,683**	6,197,567
Non-controlling interests		**243,362**	889,986
		6,890,045	7,087,553
		RMB	RMB
Earnings per share			
Basic earnings per share	15	**1.06**	1.00
Diluted earnings per share	15	**1.04**	0.98

CONSOLIDATED STATEMENT OF COMPREHENSIVE INCOME

	Year ended December 31,	
	2025	2024
	RMB'000	RMB'000
Profit for the year	**6,890,045**	7,087,553
Other comprehensive income/(loss)		
Items that will not be reclassified subsequently to profit or loss:		
Fair value changes of equity instruments at fair value through other comprehensive income	**17,000**	(14,089)
Exchange differences arising on translation from functional currency to presentation currency	**(595,345)**	287,298
Items that may be reclassified subsequently to profit or loss:		
Exchange differences arising on translation of foreign operations	**(179,763)**	141,265
Net changes in expected credit loss of receivables at fair value through other comprehensive income	**1,547**	2,468
Other comprehensive (loss)/income for the year	**(756,561)**	416,942
Total comprehensive income for the year	**6,133,484**	7,504,495
Total comprehensive income for the year attributable to:		
Owners of the Company	**5,877,584**	6,615,881
Non-controlling interests	**255,900**	888,614
	6,133,484	7,504,495

CONSOLIDATED STATEMENT OF FINANCIAL POSITION

	Notes	As of December 31, 2025 RMB'000	2024 RMB'000
ASSETS			
Non-current assets			
Property and equipment	16	**17,937,019**	16,001,564
Right-of-use assets	17	**18,007,450**	15,828,829
Investment properties		**672,994**	360,490
Goodwill	18	**6,849,216**	6,849,216
Other intangible assets	19	**2,653,343**	3,204,262
Interests in associates		**65,993**	153,671
Interests in joint ventures		**32,298**	27,488
Financial assets at fair value through profit or loss	20	**16,175,950**	1,295,801
Equity instruments at fair value through other comprehensive income		**259,602**	236,935
Deferred tax assets	32	**848,658**	357,590
Prepayments, other receivables and other assets	22	**2,354,149**	5,811,754
Total non-current assets		**65,856,672**	50,127,600
Current assets			
Inventories		**886,852**	645,798
Trade receivables	21	**19,848,754**	15,744,864
Contract assets		**297,713**	333,561
Prepayments, other receivables and other assets	22	**9,404,936**	11,096,380
Financial assets at fair value through profit or loss	20	**6,552,222**	9,694,394
Term deposits	23	**3,174,585**	3,814,742
Restricted cash	23	**459,914**	335,996
Cash and cash equivalents	23	**18,117,910**	25,811,757
Assets classified as held for sale		**—**	262,696
Total current assets		**58,742,886**	67,740,188
Total assets		**124,599,558**	117,867,788
EQUITY AND LIABILITIES			
Equity			
Share capital	24	**1,050**	1,045
Treasury shares		**(55)**	(60)
Reserves		**68,483,442**	75,414,403
Accumulated losses		**(13,804,066)**	(20,095,422)
Equity attributable to owners of the Company		**54,680,371**	55,319,966
Non-controlling interests	25	**5,104,358**	7,646,954
Total equity		**59,784,729**	62,966,920

	Notes	As of December 31, 2025 RMB'000	2024 RMB'000
Liabilities			
Non-current liabilities			
Borrowings	30	**3,866,590**	2,760,000
Lease liabilities	31	**10,684,271**	9,432,189
Deferred tax liabilities	32	**1,363,438**	1,402,139
Other non-current liabilities		**4,531,251**	1,594,491
Total non-current liabilities		**20,445,550**	15,188,819
Current liabilities			
Trade payables	28	**10,663,466**	8,568,084
Contract liabilities		**541,310**	382,081
Accrued expenses and other payables	29	**23,172,690**	18,300,336
Advances from customers		**1,318,192**	750,287
Borrowings	30	**541,385**	4,468,230
Lease liabilities	31	**7,354,486**	6,509,314
Payables to interest holders of consolidated investment funds		**41,612**	50,999
Income tax payables		**736,138**	652,940
Liabilities directly associated with assets classified as held for sale		**—**	29,778
Total current liabilities		**44,369,279**	39,712,049
Total liabilities		**64,814,829**	54,900,868
Total equity and liabilities		**124,599,558**	117,867,788

The consolidated financial statements on pages 105 to 201 were approved and authorized for issue by the board of directors on March 5, 2026 and are signed on its behalf by:

Zhenhui Wang
Director

Richard Qiangdong Liu
Director

CONSOLIDATED STATEMENT OF CHANGES in EQUITY

		Attributable to owners of the Company								
	Notes	Share capital RMB'000	Treasury shares RMB'000	Share premium RMB'000	Contribution reserve RMB'000	Other reserves* RMB'000	Accumulated losses RMB'000	Subtotal RMB'000	Non-controlling interests RMB'000	Total equity RMB'000
As of January 1, 2025		1,045	(60)	68,198,444	(2,851,784)	10,067,743	(20,095,422)	55,319,966	7,646,954	62,966,920
Profit for the year		–	–	–	–	–	6,646,683	6,646,683	243,362	6,890,045
Other comprehensive (loss)/income for the year		–	–	–	–	(769,099)	–	(769,099)	12,538	(756,561)
Total comprehensive (loss)/income for the year		–	–	–	–	(769,099)	6,646,683	5,877,584	255,900	6,133,484
Issuance of ordinary shares to Share Scheme Trusts	24	5	(5)	–	–	–	–	–	–	–
Exercise of share options and vesting of RSUs	24	–	10	807,529	–	(805,626)	–	1,913	–	1,913
Acquisition of partial interests of subsidiaries	25, 29	–	–	–	–	(4,134,878)	–	(4,134,878)	(2,753,884)	(6,888,762)
Acquisition of subsidiaries under common control	40	–	–	–	–	(2,793,066)	–	(2,793,066)	–	(2,793,066)
Share-based payments, surplus of tax effects	26	–	–	–	–	408,182	–	408,182	(14,645)	393,537
Dividends paid to non-controlling interests of subsidiaries	25	–	–	–	–	–	–	–	(29,967)	(29,967)
Disposal of a subsidiary under common control		–	–	–	–	670	–	670	–	670
Appropriation to statutory reserves		–	–	–	–	355,327	(355,327)	–	–	–
As of December 31, 2025		1,050	(55)	69,005,973	(2,851,784)	2,329,253	(13,804,066)	54,680,371	5,104,358	59,784,729

	Notes	Attributable to owners of the Company								
		Share capital	Treasury shares	Share premium	Contribution reserve	Other reserves*	Accumulated losses	Subtotal	Non-controlling interests	Total equity
		RMB'000	RMB'000	RMB'000	RMB'000	RMB'000	RMB'000	RMB'000	RMB'000	RMB'000
As of January 1, 2024		1,041	(66)	67,430,012	(2,851,784)	9,620,128	(26,041,416)	48,157,915	7,215,720	55,373,635
Profit for the year		—	—	—	—	—	6,197,567	6,197,567	889,986	7,087,553
Other comprehensive income/(loss) for the year		—	—	—	—	418,314	—	418,314	(1,372)	416,942
Total comprehensive income for the year		—	—	—	—	418,314	6,197,567	6,615,881	888,614	7,504,495
Issuance of ordinary shares to Share Scheme Trusts	24	4	(4)	—	—	—	—	—	—	—
Exercise of share options and vesting of RSUs	24	—	10	768,432	—	(766,410)	—	2,032	—	2,032
Dividends paid to non-controlling interests of subsidiaries	25	—	—	—	—	—	—	—	(386,475)	(386,475)
Share-based payments, net of tax effects	26	—	—	—	—	457,675	—	457,675	15,558	473,233
Dilution of non-controlling interests in subsidiaries	25	—	—	—	—	(70,537)	—	(70,537)	70,537	—
Acquisition of partial interests of a subsidiary	25	—	—	—	—	157,000	—	157,000	(157,000)	—
Disposal of investments in equity instruments at fair value through other comprehensive income		—	—	—	—	5,568	(5,568)	—	—	—
Appropriation to statutory reserves		—	—	—	—	246,005	(246,005)	—	—	—
As of December 31, 2024		1,045	(60)	68,198,444	(2,851,784)	10,067,743	(20,095,422)	55,319,966	7,646,954	62,966,920

* Other reserves mainly consist of share-based payments reserve from the deemed contribution from JD.com, Inc. and granting of share options and restricted share units ("**RSUs**") under the Company's share award scheme, reserve from recognition of put options to non-controlling interests, merger reserve from acquisition of subsidiaries under common control, exchange differences on foreign currency translation recognized in other comprehensive income, fair value changes of equity instruments at fair value through other comprehensive income, net changes in expected credit loss of receivables at fair value through other comprehensive income, and statutory reserves required by relevant laws of the People's Republic of China (the "**PRC**") applicable to the Company's PRC subsidiaries and consolidated affiliated entities.

CONSOLIDATED STATEMENT OF CASH FLOWS

	Note	Year ended December 31, 2025 RMB'000	2024 RMB'000
OPERATING ACTIVITIES			
Cash generated from operations	36	**18,415,505**	20,145,091
Interest received		**1,259,532**	1,186,016
Income tax paid		**(909,913)**	(540,380)
Net cash generated from operating activities		**18,765,124**	20,790,727
INVESTING ACTIVITIES			
Placement of restricted cash		**(273,786)**	(226,522)
Withdrawal of restricted cash		**186,787**	86,088
Purchases of term deposits and treasury investments at amortized cost		**(302,742)**	(5,753,746)
Maturity of term deposits and treasury investments at amortized cost		**7,317,745**	10,871,186
Payments for financial assets at fair value through profit or loss		**(18,508,480)**	(5,556,990)
Maturity of financial assets at fair value through profit or loss		**6,850,468**	4,454,021
Proceeds from disposal of financial assets at fair value through profit or loss		**219,202**	76,686
Proceeds from disposal of equity instruments at fair value through other comprehensive income, net of income tax paid		**—**	(63,255)
Payments for investment in an associate		**—**	(1,284)
Proceeds from disposal of investment in associates		**5,205**	28,071
Dividends received from equity investments		**18,496**	9,790
Purchases of property and equipment and investment properties		**(6,878,069)**	(5,177,304)
Net cash inflow on disposal of industrial parks		**226,741**	644,878
Proceeds from disposal of property and equipment		**430,110**	234,633
Purchases of other intangible assets		**(42,472)**	(3,215)
Payments for right-of-use assets		**(727,768)**	(438,348)
Net changes in rental deposits		**(14,668)**	(25,137)
Net cash used in investing activities		**(11,493,231)**	(840,448)

Consolidated Statement of Cash Flows (Continued)

	Note	Year ended December 31, 2025 RMB'000	2024 RMB'000
FINANCING ACTIVITIES			
Proceeds from borrowings		**4,495,382**	4,834,661
Repayments of borrowings		**(7,315,443)**	(7,189,115)
Principal portion of lease payments		**(6,873,804)**	(7,200,155)
Interest paid		**(826,677)**	(1,005,764)
Acquisition of subsidiaries under common control	40	**(1,107,880)**	—
Acquisition of partial interests of subsidiaries and payments for deferred consideration		**(3,106,955)**	(540,856)
Dividends paid to non-controlling interests of subsidiaries		**(29,967)**	(386,475)
Net cash used in financing activities		**(14,765,344)**	(11,487,704)
Net (decrease)/increase in cash and cash equivalents		**(7,493,451)**	8,462,575
Cash and cash equivalents at the beginning of the year		**25,811,757**	17,207,027
Effects of foreign exchange rate changes on cash and cash equivalents		**(200,396)**	142,155
Cash and cash equivalents at the end of the year		**18,117,910**	25,811,757

NOTES TO THE CONSOLIDATED FINANCIAL STATEMENTS

1. General information

JD Logistics, Inc. (the "**Company**") was incorporated in the Cayman Islands in January 2012 as an exempted company registered under the laws of the Cayman Islands. The addresses of the registered office and principal place of business of the Company are stated in the section headed "Corporate Information" of this annual report.

The Company is an investment holding company. The Company, its subsidiaries and consolidated affiliated entities (collectively, the "**Group**"), engage in the business of providing integrated supply chain solutions and logistics services to customers across a wide array of industries through its leading logistics networks. The Group's principal operations and geographic markets are in the PRC.

Jingdong Technology Group Corporation is the immediate parent company of the Company and owned by JD.com, Inc., which is the Company's ultimate parent company. JD.com, Inc., its subsidiaries and consolidated affiliated entities, excluding the Group, are collectively referred to as "**JD Group**".

The issued shares of the Company have been listed on the Main Board of The Stock Exchange of Hong Kong Limited since May 28, 2021 (the "**Listing**").

The consolidated financial statements are presented in Renminbi ("**RMB**"), which is different from the Company's functional currency of United States dollars ("**USD**"). Details are set out in Note 3.9.

Contractual Arrangements

In June 2017, to comply with the relevant laws and regulations in the PRC which prohibit or restrict foreign ownership of the companies where the PRC operating licenses are required, Jiangsu Xinchuan Hailian Supply Chain Management Co., Ltd. ("**Jiangsu Xinchuan**", formerly known as Xi'an Jingxundi Supply Chain Technology Co., Ltd.), a wholly foreign-owned subsidiary of the Company incorporated in the PRC, entered into a series of contractual arrangements (the "**Contractual Arrangements**") with Xi'an Jingdong Xincheng Information Technology Co., Ltd. ("**Xi'an Jingdong Xincheng**") and its registered shareholders (the "**Nominee Shareholders**"), including loan agreement, exclusive option agreement, share pledge agreement, exclusive business cooperation agreement, shareholders' right entrustment agreement and powers of attorney. The Contractual Arrangements can be extended at Jiangsu Xinchuan's option prior to the expiration date.

1. General information (Continued)

Contractual Arrangements (Continued)

The Contractual Arrangements enable Jiangsu Xinchuan to control Xi'an Jingdong Xincheng by:

- Irrevocably exercising equity holders' voting rights of Xi'an Jingdong Xincheng;
- Exercising effective financial and operational control over Xi'an Jingdong Xincheng;
- Receiving substantially all of the economic interest returns generated by Xi'an Jingdong Xincheng in consideration for the technology consulting and services provided by Jiangsu Xinchuan. Jiangsu Xinchuan has obligation to grant interest-free loans to the relevant Nominee Shareholders of Xi'an Jingdong Xincheng with the sole purpose of providing funds necessary for the capital contribution to Xi'an Jingdong Xincheng;
- Obtaining an irrevocable and exclusive right which Jiangsu Xinchuan may exercise at any time to purchase all or part of the equity interests in Xi'an Jingdong Xincheng from the Nominee Shareholders at a minimum purchase price permitted under the PRC laws and regulations; and
- Obtaining a pledge over the entire equity interests of Xi'an Jingdong Xincheng from its Nominee Shareholders as collateral security for all of Xi'an Jingdong Xincheng's payments due to Jiangsu Xinchuan and to secure performance of Xi'an Jingdong Xincheng's obligation under the Contractual Arrangements.

In September 2020, to comply with the relevant laws and regulations in the PRC which prohibit or restrict foreign ownership of the companies where the PRC operating licenses are required, Jingdong Logistics Supply Chain Co., Ltd., a wholly foreign-owned subsidiary of the Company incorporated in the PRC, entered into a series of contractual arrangements, which substantially mirror the terms of the Contractual Arrangements, with Guangdong Jingxi Logistics Technology Co., Ltd. and its shareholders. Such series of contractual arrangements have been terminated and replaced with the current set of contractual arrangements in January 2021, with no substantial terms of the contractual arrangements modified.

In January 2021, the Contractual Arrangements have been terminated and replaced with a set of contractual arrangements (the "**Previous Contractual Arrangements**"), with similar terms and conditions substantially the same as those of the Contractual Arrangements.

In September 2022, one of the Nominee Shareholders was changed to another registered shareholder, and the Previous Contractual Arrangements have been terminated and replaced with the current set of contractual arrangements (the "**New Contractual Arrangements**"), with similar terms and conditions substantially the same as those of the Previous Contractual Arrangements.

1. General information (Continued)

Contractual Arrangements (Continued)

Total assets of the Group's consolidated affiliated entities were RMB67,674.1 million as of December 31, 2025 (2024: RMB86,347.1 million), and this balance has been reflected in the Group's consolidated financial statements with intercompany balances and transactions between the consolidated affiliated entities, the subsidiaries of the consolidated affiliated entities and other entities within the Group eliminated.

Total revenue of the Group's consolidated affiliated entities was RMB122,634.4 million for the year ended December 31, 2025 (2024: RMB126,967.6 million), and this amount has been reflected in the Group's consolidated financial statements with intercompany balances and transactions between the consolidated affiliated entities, the subsidiaries of the consolidated affiliated entities and other entities within the Group eliminated.

2. Application of new and amendments to IFRS Accounting Standards ("IFRSs")

2.1 Amendments to an IFRS Accounting Standard that are mandatorily effective for the current year

In the current year, the Group has applied the following amendments to an IFRS Accounting Standard as issued by the International Accounting Standards Board (the "**IASB**") for the first time, which are mandatorily effective for the annual period beginning on January 1, 2025 for the preparation of the consolidated financial statements:

Amendments	Content
Amendments to IAS 21	Lack of Exchangeability

The application of the amendments to an IFRS Accounting Standard in the current year has had no material impact on the Group's financial positions and performance for the current and prior years and/or on the disclosures set out in the consolidated financial statements.

2. Application of new and amendments to IFRS Accounting Standards ("IFRSs") (Continued)

2.2 New and amendments to IFRSs in issue but not yet effective

The Group has not early applied the following new and amendments to IFRSs that have been issued but are not yet effective:

Amendments/Standards	Content	Effective for annual periods beginning on or after
Amendments to IFRS 9 and IFRS 7	Amendments to the Classification and Measurement of Financial Instruments	January 1, 2026
Amendments to IFRS 9 and IFRS 7	Contracts Referencing Nature-dependent Electricity	January 1, 2026
Amendments to IFRS Accounting Standards	Annual Improvements to IFRS Accounting Standards — Volume 11	January 1, 2026
IFRS 18	Presentation and Disclosure in Financial Statements	January 1, 2027
Amendments to IAS 21	Translation to a Hyperinflationary Presentation Currency	January 1, 2027
Amendments to IFRS 10 and IAS 28	Sale or Contribution of Assets between an Investor and its Associate or Joint Venture	To be determined

Except as described below, the Group expects that the amendments to IFRSs listed above are unlikely to have any material impact on the Group's consolidated financial statements in the foreseeable future.

IFRS 18 Presentation and Disclosure in Financial Statements

IFRS 18 *Presentation and Disclosure in Financial Statements*, which sets out requirements on presentation and disclosures in financial statements, will replace IAS 1 *Presentation of Financial Statements*. This new IFRS Accounting Standard, while carrying forward many of the requirements in IAS 1, introduces new requirements to present specified categories and defined subtotals in the statement of profit or loss; provide disclosures on management-defined performance measures ("**MPMs**") in the notes to the financial statements and improve aggregation and disaggregation of information to be disclosed in the financial statements. In addition, some IAS 1 paragraphs have been moved to IAS 8 *Accounting Policies, Changes in Accounting Estimates and Errors* (the title of which will be changed to Basis of Preparation of Financial Statements upon effective of IFRS 18) and IFRS 7 *Financial Instruments Disclosures*. Minor amendments to IAS 7 *Statement of Cash Flows* and IAS 33 *Earnings per Share* are also made.

IFRS 18, and amendments to other standards, will be effective for annual periods beginning on or after January 1, 2027, with early application permitted. IFRS 18 requires retrospective application with specific transition provisions. The application of the new standard is not expected to have significant impact on the financial performance and positions of the Group in terms of recognition and measurement. However, it is expected to affect the structure and presentation of the consolidated statement of profit or loss. Additional disclosures required for the Group's MPMs will be disclosed in a separate note to the consolidated financial statements. Interest received is currently presented in operating activities, and it will be classified in investing activities on the consolidated statement of cash flows.

3. Basis of preparation of consolidated financial statements and material accounting policy information

The consolidated financial statements have been prepared in accordance with IFRSs as issued by the IASB. In addition, the consolidated financial statements include applicable disclosures required by the Rules Governing the Listing of Securities on the Stock Exchange of Hong Kong Limited (the "**Listing Rules**") and by the Hong Kong Companies Ordinance.

3.1 Merger accounting for business combinations under common control

As disclosed in Note 40 to the consolidated financial statements, a business combination under common control was effected during the current year, where the business acquired in the business combination and the Group are both ultimately controlled by JD.com, Inc.. The business combination was accounted for using the principles of merger accounting.

The net assets of the combining entities are consolidated using the existing book values from the controlling party's perspective. No adjustments are made to reflect fair values, or recognize any new assets or liabilities as a result of the business combination under common control and no amount is recognized in respect of goodwill. The Company elects not to restate the financial statements for periods prior to the completion of combination under common control. Accordingly, the consolidated statement of profit or loss, the consolidated statement of comprehensive income, the consolidated statement of changes in equity and the consolidated statement of cash flows of the Group include the results and cash flows of the acquired business from the date when the Group obtains control of the acquired business.

3.2 Basis of consolidation

The consolidated financial statements incorporate the financial statements of the Company and entities (including affiliated entities and investment funds) controlled by the Company and its subsidiaries. Control is achieved when the Company:

- has power over the investee;
- is exposed, or has rights, to variable returns from its involvement with the investee; and
- has the ability to use its power to affect its returns.

Consolidation of a subsidiary begins when the Group obtains control over the subsidiary and ceases when the Group loses control of the subsidiary. Specifically, income and expenses of a subsidiary acquired or disposed of during the year are included in the consolidated statement of profit or loss from the date the Group gains control until the date when the Group ceases to control the subsidiary.

Profit or loss and each component of other comprehensive income are attributed to the owners of the Company and to the non-controlling interests. Total comprehensive income of the subsidiaries is attributed to the owners of the Company and to the non-controlling interests even if this results in the non-controlling interests having a deficit balance.

3. Basis of preparation of consolidated financial statements and material accounting policy information (Continued)

3.2 Basis of consolidation (Continued)

Non-controlling interests in subsidiaries are presented separately from the Group's equity therein, which present ownership interests entitling their holders to a proportionate share of net assets of the relevant subsidiaries upon liquidation.

3.3 Business combinations

Acquisitions of businesses, other than business combination under common control, are accounted for using the acquisition method. The consideration transferred in a business combination is measured at fair value, which is calculated as the sum of the acquisition-date fair values of the assets transferred by the Group, liabilities incurred by the Group to the former owners of the acquiree and the equity interests issued by the Group in exchange for control of the acquiree. Acquisition-related costs are generally recognized in profit or loss as incurred.

At the acquisition date, the identifiable assets acquired and the liabilities assumed are recognized at their fair value, except that:

- deferred tax assets or liabilities, and assets or liabilities related to employee benefit arrangements are recognized and measured in accordance with IAS 12 *Income Taxes* and IAS 19 *Employee Benefits* respectively;
- liabilities or equity instruments related to share-based payment arrangements of the acquiree or share-based payment arrangements of the Group entered into to replace share-based payment arrangements of the acquiree are measured in accordance with IFRS 2 *Share-based Payment* at the acquisition date; and
- lease liabilities are recognized and measured at the present value of the remaining lease payments (as defined in IFRS 16 *Leases*) as if the acquired leases are new leases at the acquisition date, except for leases for which (a) the lease term ends within 12 months of the acquisition date; or (b) the underlying asset is of low value. Right-of-use assets are recognized and measured at the same amount as the relevant lease liabilities, adjusted to reflect favorable or unfavorable terms of the lease when compared with market terms.

Goodwill is measured as the excess of the sum of the consideration transferred, the amount of any non-controlling interests in the acquiree, and the fair value of the acquirer's previously held equity interest in the acquiree (if any) over the net amount of the identifiable assets acquired and the liabilities assumed as at acquisition date.

Non-controlling interests that are present ownership interests and entitle their holders to a proportionate share of the relevant subsidiary's net assets in the event of liquidation are initially measured at fair value.

3. Basis of preparation of consolidated financial statements and material accounting policy information (Continued)

3.4 Goodwill

Goodwill arising on an acquisition of a business is carried at cost as established at the date of acquisition of the business less accumulated impairment losses, if any.

For the purposes of impairment testing, goodwill is allocated to each of the Group's cash-generating units (or group of cash-generating units) that is expected to benefit from the synergies of the combination, which represent the lowest level at which the goodwill is monitored for internal management purposes and not larger than an operating segment.

A cash-generating unit (or group of cash-generating units) to which goodwill has been allocated is tested for impairment annually or more frequently when there is indication that the unit may be impaired. For goodwill arising on an acquisition in an annual period, the cash-generating unit (or group of cash-generating units) to which goodwill has been allocated is tested for impairment before the end of that annual period. If the recoverable amount is less than its carrying amount, the impairment loss is allocated first to reduce the carrying amount of any goodwill and then to the other assets on a pro-rata basis based on the carrying amount of each asset in the unit (or group of cash-generating units).

3.5 Revenue from contracts with customers

The Group provides integrated supply chain solutions and logistics services through its complementary networks, including warehouse network, line-haul transportation network, last-mile delivery network, bulky item logistics network, cold chain logistics network and cross-border logistics network, to satisfy customers' supply chain needs for standard goods and parcels, along with specialized goods, such as bulky items, heavy load parcels, fresh produce and pharmaceutical products. Revenue is primarily generated from provision of warehousing and distribution services, express and freight delivery services, on-demand delivery services, and to a lesser extent, other services, to corporate and individual customers. Corporate customers are primarily billed on a monthly basis and make payments according to their granted credit terms.

The progress towards complete satisfaction of a performance obligation is measured based on output method, which is to recognize revenue on the basis of direct measurements of the value of the goods or services transferred to the customer to date relative to the remaining goods or services promised under the contract, that best depict the Group's performance in transferring control of goods or services.

Warehousing and distribution services

The Group provides warehousing and distribution services, primarily including warehousing services, distribution and delivery services and value-added logistics services.

3. Basis of preparation of consolidated financial statements and material accounting policy information (Continued)

3.5 Revenue from contracts with customers (Continued)

Warehousing and distribution services (Continued)

Warehousing services are comprised of multiple service offerings, including (i) pick-up of inbound goods; (ii) storage, consolidation and palletization of goods at transfer center, and delivery to the appropriate warehouse; (iii) inspection of goods upon arrival at the warehouse and completion of the subsequent scheduled storage operations; (iv) product storage in multi-location warehouses based on end-consumer's demands; (v) retrieval of products from storage upon customer request; (vi) product packing and labeling; (vii) kitting and repackaging, which involves assembling custom product packages for delivery to retailers and consumers; (viii) order assembly and load consolidation; and (ix) omni-channel inventory management system that includes customer interface management tools. These service offerings are interrelated and integrated to provide a combined output, and therefore are jointly considered as a single performance obligation. The Group recognizes revenue from warehousing services over time as customers receive the benefits of the Group's performance as it occurs.

The Group recognizes distribution and delivery services over time as customers receive the benefits of the Group's services as the goods are shipped from origin to destination. In addition, the Group also provides value added logistics services such as after-sales reverse logistics services, cash on delivery services and specialized packaging services.

Express and freight delivery services

The Group provides express and freight delivery services to both corporate and individual customers. Express deliveries are provided for standard parcels, while freight delivery services are provided for heavy load parcels. Express and freight delivery services mainly include parcel pickup, parcel sorting, line-haul transportation and last-mile delivery. Each order for delivery of parcels from the point of receiving the parcels from senders all the way through to the point when the parcels are delivered to end recipients, is considered as a performance obligation. The Group recognizes revenue from express and freight delivery services over time since customers receive the benefits of the Group's services as the parcels are delivered from one location to another.

On-demand delivery services

On-demand delivery services for which the Group acts as a principal are mainly from intra-city delivery services. The Group has the ability to control the services provided by riders as it is responsible for identifying and directing riders that meet the quality criteria stipulated in the agreements to complete the deliveries requested by customers by utilizing full-time riders and the network of other part-time registered riders. Additionally, the Group has discretion in establishing the price for such service provided to the customers. The Group recognizes revenue from on-demand delivery services at the point of delivery.

Other services

The Group also provides other value-added services to customers, such as installment, after sales and maintenance, logistics technology solutions and promotion services. Revenue is recognized over time or upon completion of the services.

3. Basis of preparation of consolidated financial statements and material accounting policy information (Continued)

3.6 Cost of revenue

Cost of revenue consists primarily of (i) employee benefit expenses, (ii) outsourcing cost, (iii) rental cost including depreciation of right-of-use assets and leasing expenses for short-term leases, (iv) depreciation of property and equipment and amortization of other intangible assets, and (v) other cost of revenue such as fuel cost, road and bridge tolls, cost of packaging and other consumable materials, cost of installation and maintenance services, water and electricity expenses and compensation expenses.

3.7 Research and development expenses

Research expenditures are recognized as expenses as incurred. Costs incurred on development projects are capitalized as intangible assets when recognition criteria as set out in Note 3.15 are met. Other development costs that do not meet those criteria are expensed as incurred. There were no development costs meeting these criteria and capitalized as intangible assets during the year ended December 31, 2025 (2024: none).

3.8 Leases

The Group assesses whether a contract is or contains a lease based on the definition under IFRS 16 at inception of the contract. Such contract will not be reassessed unless the terms and conditions of the contract are subsequently changed.

The Group as a lessee

Short-term leases

The Group applies the short-term lease recognition exemption to leases that have a lease term of 12 months or less from the commencement date and do not contain a purchase option. Lease payments on short-term leases are recognized as expense on a straight-line basis unless another systematic basis is more representative of the time pattern in which economic benefits from the leased assets are consumed.

Right-of-use assets

The cost of right-of-use assets includes:

- the amounts of the initial measurement of the lease liabilities;
- any lease payments made at or before the commencement date, less any lease incentives received;
- any initial direct costs incurred by the Group; and
- an estimate of costs to be incurred by the Group in dismantling and removing the underlying assets, restoring the site on which it is located or restoring the underlying asset to the condition required by the terms and conditions of the lease.

Right-of-use assets are measured at cost, less any accumulated depreciation and impairment losses, and adjusted for any remeasurement of lease liabilities.

3. Basis of preparation of consolidated financial statements and material accounting policy information (Continued)

3.8 Leases (Continued)

The Group as a lessee (Continued)

Right-of-use assets (Continued)

Right-of-use assets in which the Group is reasonably certain to obtain ownership of the underlying leased assets at the end of the lease term are depreciated from commencement date to the end of the useful life. Otherwise, right-of-use assets are depreciated on a straight-line basis over the shorter of its estimated useful life and the lease term.

The Group presents right-of-use assets that do not meet the definition of investment properties as a separate line item on the consolidated statement of financial position.

Refundable rental deposits

Refundable rental deposits paid are accounted under IFRS 9 and initially measured at fair value. Adjustments to fair value at initial recognition are considered as additional lease payments and included in the cost of right-of-use assets.

Lease liabilities

At the commencement date of a lease, the Group recognizes and measures the lease liability at the present value of lease payments that are unpaid at that date. In calculating the present value of lease payments, the Group uses the incremental borrowing rate at the lease commencement date if the interest rate implicit in the lease is not readily determinable.

The lease payments include:

- fixed payments (including in-substance fixed payments) less any lease incentives receivable;
- variable lease payments that depend on an index or a rate, initially measured using the index or rate as at the commencement date;
- amounts expected to be payable by the Group under residual value guarantees;
- the exercise price of a purchase option if the Group is reasonably certain to exercise the option; and
- payments of penalties for terminating a lease, if the lease term reflects the Group exercising an option to terminate the lease.

3.9 Foreign currencies

The Group's reporting currency is RMB. The functional currency of the Company is USD as its key activities and transactions are denominated in USD. The functional currency of the Group's subsidiaries incorporated in the Cayman Islands, the British Virgin Islands and Hong Kong is USD. The Group's PRC subsidiaries and consolidated affiliated entities determined their functional currency to be RMB.

3. Basis of preparation of consolidated financial statements and material accounting policy information (Continued)

3.10 Government grants

Government grants are not recognized until there is reasonable assurance that the Group will comply with the conditions attaching to them and that the grants will be received.

Government grants are recognized in profit or loss on a systematic basis over the periods in which the Group recognizes as expenses the related costs for which the grants are intended to compensate. Specifically, government grants whose primary condition is that the Group should purchase, construct or otherwise acquire non-current assets are recognized as a deduction from the carrying amount of the relevant asset in the consolidated statement of financial position and transferred to profit or loss on a systematic and rational basis over the useful lives of the related assets.

Government grants related to income that are receivable as compensation for expenses or losses already incurred or for the purpose of giving immediate financial support to the Group with no future related costs are recognized in profit or loss in the period in which they become receivable. Government grants relating to compensation of expenses are deducted from the related expenses, other government grants are presented under "other income, gains/(losses), net".

3.11 Employee benefits

Employee leave entitlement

Employee entitlements to annual leave are recognized when they accrue to employees. A provision is made for the estimated liability for annual leave as a result of services rendered by employees up to the end of the reporting period. Employee entitlements to sick and maternity leave are not recognized until the time of leave.

Pension obligations and other social welfare benefits

Full time employees of the Group in the PRC participate in government mandated defined contribution plans, pursuant to which certain pension benefits, medical care, employee housing fund and other welfare benefits are provided to the employees. Chinese labor regulations require that the PRC subsidiaries, including consolidated affiliated entities of the Group make contributions to the government for these benefits based on certain percentages of the employees' salaries, up to a maximum amount specified by the local government. The Group has no legal obligation for the benefits beyond the contributions made. The Group's contributions to the defined contribution plans are expensed as incurred and not reduced by contributions forfeited by those employees who leave the plans prior to vesting fully in the contributions.

Bonus plan

The expected cost of bonuses is recognized as a liability when the Group has a present legal or constructive obligation for payment of bonuses as a result of services rendered by employees and a reliable estimate of the obligation can be made. Liabilities for bonuses are expected to be settled within one year and are measured at the amounts expected to be paid when they are settled.

3. Basis of preparation of consolidated financial statements and material accounting policy information (Continued)

3.11 Employee benefits (Continued)

Short-term employee benefits

Short-term employee benefits are recognized at the undiscounted amount of the benefits expected to be paid as and when employees rendered the services. All short-term employee benefits are recognized as an expense unless another IFRS Accounting Standard requires or permits the inclusion of the benefit in the cost of an asset.

A liability is recognized for benefits accruing to employees (such as wages and salaries and annual leave) after deducting any amount already paid.

3.12 Share-based payments

Share-based awards to the Group's employees and non-employees are granted under a share incentive plan of JD Group (the "**JD Group Share Incentive Plan**"). JD Group grants its service-based RSUs and share options to the Group's eligible employees and non-employees, which are treated as deemed contribution from JD Group and recorded in "other reserves".

As detailed in Note 26, the Group launched the Pre-IPO ESOP, the Post-IPO Share Option Scheme and the Post-IPO Share Award Scheme (collectively, the "**JD Logistics Share Incentive Plan**"), under which it receives services from employees and non-employees as consideration for share options and RSUs of the Company. The fair value of the services received in exchange for the grant of share options and RSUs is recognized as an expense in the consolidated statement of profit or loss with a corresponding increase in equity.

Equity-settled share-based payments transactions

RSUs/share options granted to employees

Equity-settled share-based payments to employees and others providing similar services are measured at the fair value of the equity instruments at the grant date.

The fair value of the equity-settled share-based payments determined at the grant date without taking into consideration all non-market vesting conditions is expensed using graded vesting method over the vesting period, based on the Group's estimate of equity instruments that will eventually vest, with a corresponding increase in equity (other reserves). At the end of each reporting period, the Group revises its estimate of the number of equity instruments expected to vest based on assessment of all relevant non-market vesting conditions. The impact of the revision of the original estimates, if any, is recognized in profit or loss such that the cumulative expense reflects the revised estimate, with a corresponding adjustment to other reserves. For RSUs/share options that vest immediately at the date of grant, the fair value of the RSUs/share options granted is expensed immediately to profit or loss.

3. Basis of preparation of consolidated financial statements and material accounting policy information (Continued)

3.12 Share-based payments (Continued)

Equity-settled share-based payments transactions (Continued)

RSUs/share options granted to employees (Continued)

When share options are exercised, the amount previously recognized in other reserves will be transferred to share premium. When the share options are forfeited after the vesting date or are still not exercised at the expiry date, the amount previously recognized in other reserves will continue to be held in other reserves. Forfeitures are estimated based on the historical experience and revised in the subsequent periods if actual forfeitures differ from those estimates.

When RSUs granted are vested, the amount previously recognized in other reserves will be transferred to share premium.

RSUs/share options granted to non-employees

Equity-settled share-based payments transactions with parties other than employees are measured at the fair value of the goods or services received, except where that fair value cannot be estimated reliably, in which case they are measured at the fair value of the equity instruments granted, measured at the date the entity obtains the goods or the counterparty renders the service. The fair values of the goods or services received are recognized as expenses (unless the goods or services qualify for recognition as assets).

3.13 Taxation

Deferred tax is recognized on temporary differences between the carrying amounts of assets and liabilities in the consolidated financial statements and the corresponding tax bases used in the computation of taxable profit. Deferred tax liabilities are generally recognized for all taxable temporary differences. Deferred tax assets are generally recognized for all deductible temporary differences to the extent that it is probable that taxable profits will be available against which those deductible temporary differences can be utilized. Such deferred tax assets and liabilities are not recognized if the temporary difference arises from the initial recognition (other than in a business combination) of assets and liabilities in a transaction that affects neither the taxable profit nor the accounting profit and at the time of the transaction does not give rise to equal taxable and deductible temporary differences. In addition, deferred tax liabilities are not recognized if the temporary difference arises from the initial recognition of goodwill.

Deferred tax liabilities are recognized for taxable temporary differences associated with investments in subsidiaries and associates, and interests in joint ventures, except where the Group is able to control the reversal of the temporary difference and it is probable that the temporary difference will not reverse in the foreseeable future. Deferred tax assets arising from deductible temporary differences associated with such investments and interests are only recognized to the extent that it is probable that there will be sufficient taxable profits against which to utilize the benefits of the temporary differences and they are expected to reverse in the foreseeable future.

3. Basis of preparation of consolidated financial statements and material accounting policy information (Continued)

3.13 Taxation (Continued)

The carrying amount of deferred tax assets is reviewed at the end of each reporting period and reduced to the extent that it is no longer probable that sufficient taxable profits will be available to allow all or part of the asset to be recovered.

For the purposes of measuring deferred tax for leasing transactions in which the Group recognizes the right-of-use assets and the related lease liabilities, the Group first determines whether the tax deductions are attributable to the right-of-use assets or the lease liabilities.

For leasing transactions in which the tax deductions are attributable to the lease liabilities and provisions for decommissioning and restoration in which the tax deductions are attributable to ultimate costs incurred, the Group applies IAS 12 requirements to the lease liabilities, the provisions for decommissioning and restoration and the related assets separately. The Group recognizes a deferred tax asset related to lease liabilities to the extent that it is probable that taxable profit will be available against which the deductible temporary difference can be utilized and a deferred tax liability for all taxable temporary differences.

Deferred tax assets and liabilities are offset when there is a legally enforceable right to set off current tax assets against current tax liabilities and when they relate to income taxes levied to the same taxable entity by the same taxation authority.

Current and deferred tax are recognized in profit or loss, except when they relate to items that are recognized in other comprehensive income or directly in equity, in which case, the current and deferred tax are also recognized in other comprehensive income or directly in equity respectively. Where current tax or deferred tax arises from the initial accounting for a business combination, the tax effect is included in the accounting for the business combination.

3.14 Property and equipment

Property and equipment are tangible assets that are held for use in the production or supply of goods or services, or for administrative purposes. Property and equipment are stated in the consolidated statement of financial position at cost less subsequent accumulated depreciation and subsequent accumulated impairment losses, if any.

Depreciation is recognized so as to write off the cost of assets less their residual values over their estimated useful lives, using the straight-line method. The estimated useful lives, residual values and depreciation method are reviewed at the end of each reporting period, with the effect of any changes in estimate accounted for on a prospective basis.

3. Basis of preparation of consolidated financial statements and material accounting policy information (Continued)

3.15 Other intangible assets

Intangible assets acquired separately

Intangible assets with finite useful lives that are acquired separately are carried at costs less accumulated amortization and any accumulated impairment losses. Amortization for intangible assets with finite useful lives is recognized on a straight-line basis over their estimated useful lives. The estimated useful life and amortization method are reviewed at the end of each reporting period, with the effect of any changes in estimate being accounted for on a prospective basis.

Intangible assets acquired in a business combination

Intangible assets acquired in a business combination are recognized separately from goodwill and are initially recognized at their fair value at the acquisition date (which is regarded as their cost).

Subsequent to initial recognition, intangible assets acquired in a business combination with finite useful lives are reported at costs less accumulated amortization and any accumulated impairment losses, on the same basis as intangible assets that are acquired separately.

Internally-generated intangible assets

Expenditure on research activities is recognized as an expense in the period in which it is incurred. An internally-generated intangible asset arising from development activities (or from the development phase of an internal project) is recognized if, and only if, all of the following have been demonstrated:

- the technical feasibility of completing the intangible asset so that it will be available for use or sale;
- the intention to complete the intangible asset and use or sell it;
- the ability to use or sell the intangible asset;
- how the intangible asset will generate probable future economic benefits;
- the availability of adequate technical, financial and other resources to complete the development and to use or sell the intangible asset; and
- the ability to measure reliably the expenditure attributable to the intangible asset during its development.

3. Basis of preparation of consolidated financial statements and material accounting policy information (Continued)

3.16 Impairment on property and equipment, right-of-use assets, investment properties and intangible assets other than goodwill

At the end of the reporting period, the Group reviews the carrying amounts of its property and equipment, right-of-use assets, investment properties and other intangible assets with finite useful lives to determine whether there is any indication that these assets have suffered an impairment loss. If any such indication exists, the recoverable amount of the relevant asset is estimated in order to determine the extent of the impairment loss (if any). The recoverable amount of property and equipment, right-of-use assets, investment properties and other intangible assets are estimated individually. When it is not possible to estimate the recoverable amount individually, the Group estimates the recoverable amount of the cash-generating unit to which the asset belongs.

3.17 Cash and cash equivalents

Cash and cash equivalents presented on the consolidated statement of financial position include:

- cash, which comprises of cash on hand and demand deposits, excluding bank balances that are subject to regulatory restrictions that result in such balances no longer meeting the definition of cash; and

- cash equivalents, which comprises of short-term (generally with original maturity of three months or less), highly liquid investments that are readily convertible to a known amount of cash and which are subject to an insignificant risk of changes in value. Cash equivalents are held for the purpose of meeting short-term cash commitments rather than for investment or other purposes.

For the purposes of the consolidated statement of cash flows, cash and cash equivalents consist of cash and cash equivalents as defined above.

3.18 Provisions

Provisions for the costs to restore leased assets to their original condition, as required by the terms and conditions of the lease, are recognized at the date of inception of the lease at best estimate of the expenditure that would be required to restore the assets. Estimates are regularly reviewed and adjusted as appropriate for new circumstances.

Warranties

Provisions for the expected cost of assurance-type warranty obligations under the relevant contracts with customers for integrated supply chain solutions and logistics services are recognized at the best estimate of the expenditure required to settle the Group's obligation.

3. Basis of preparation of consolidated financial statements and material accounting policy information (Continued)

3.19 Financial instruments

Financial assets and financial liabilities are recognized when a group entity becomes a party to the contractual provisions of the instrument.

Financial assets and financial liabilities are initially measured at fair value except for trade receivables arising from contracts with customers which are initially measured in accordance with IFRS 15. Transaction costs that are directly attributable to the acquisition or issue of financial assets and financial liabilities (other than financial assets or financial liabilities at fair value through profit or loss ("**FVTPL**")) are added to or deducted from the fair value of the financial assets or financial liabilities, as appropriate, on initial recognition. Transaction costs directly attributable to the acquisition of financial assets or financial liabilities at FVTPL are recognized immediately in profit or loss.

The effective interest method is a method of calculating the amortized cost of a financial asset or financial liability and of allocating interest income and interest expense over the relevant period. The effective interest rate is the rate that exactly discounts estimated future cash receipts and payments (including all fees and points paid or received that form an integral part of the effective interest rate, transaction costs and other premiums or discounts) through the expected life of the financial asset or financial liability, or, where appropriate, a shorter period, to the net carrying amount on initial recognition.

(a) Financial assets

All regular way purchases or sales of financial assets are recognized and derecognized on a trade date basis. Regular way purchases or sales are purchases or sales of financial assets that require delivery of assets within the time frame established generally by regulation or convention in the market place concerned. All recognized financial assets are measured subsequently in their entirety at either amortized cost or fair value, depending on the classification of the financial assets.

Classification and subsequent measurement of financial assets

Financial assets that meet the following conditions are subsequently measured at amortized cost:

- the financial asset is held within a business model whose objective is to collect contractual cash flows; and
- the contractual terms give rise on specified dates to cash flows that are solely payments of principal and interest on the principal amount outstanding.

Financial assets that meet the following conditions are subsequently measured at fair value through other comprehensive income ("**FVTOCI**"):

- the financial asset is held within a business model whose objective is achieved by both collecting contractual cash flows and selling the financial assets; and

3. Basis of preparation of consolidated financial statements and material accounting policy information (Continued)

3.19 Financial instruments (Continued)

(a) Financial assets (Continued)

Classification and subsequent measurement of financial assets (Continued)

- the contractual terms give rise on specified dates to cash flows that are solely payments of principal and interest on the principal amount outstanding.

All other financial assets are subsequently measured at FVTPL, except that at initial recognition of a financial asset the Group may irrevocably elect to present subsequent changes in fair value of an equity investment in other comprehensive income if that equity investment is neither held for trading nor contingent consideration recognized by an acquirer in a business combination to which IFRS 3 *Business Combinations* applies.

A financial asset is held for trading if:

- it has been acquired principally for the purpose of selling in the near term; or
- on initial recognition it is a part of a portfolio of identified financial instruments that the Group manages together and has a recent actual pattern of short-term profit-taking; or
- it is a derivative, except for a derivative that is a designated and effective hedging instrument.

Amortized cost and interest income

Interest income is recognized using the effective interest method for financial assets measured subsequently at amortized cost and receivables subsequently measured at FVTOCI. Interest income is calculated by applying the effective interest rate to the gross carrying amount of a financial asset, except for financial assets that have subsequently become credit-impaired.

Receivables classified as at FVTOCI

Subsequent changes in the carrying amounts for receivables classified as at FVTOCI as a result of interest income calculated using the effective interest method are recognized in profit or loss. The amounts that are recognized in profit or loss are the same as the amounts that would have been recognized in profit or loss if these receivables had been measured at amortized cost. All other changes in the carrying amount of these receivables are recognized in other comprehensive income and accumulated under the heading of "other reserves". Impairment allowances are recognized in profit or loss with corresponding adjustment to other comprehensive income without reducing the carrying amounts of these receivables. When these receivables are derecognized, the cumulative gains or losses previously recognized in other comprehensive income are reclassified to profit or loss.

3. Basis of preparation of consolidated financial statements and material accounting policy information (Continued)

3.19 Financial instruments (Continued)

(a) Financial assets (Continued)

Classification and subsequent measurement of financial assets (Continued)

Equity instruments designated as at FVTOCI

Investments in equity instruments at FVTOCI are subsequently measured at fair value with gains and losses arising from changes in fair value recognized in other comprehensive income and accumulated in other reserves, and are not subject to impairment assessment. The cumulative gain or loss will not be reclassified to profit or loss on disposal of the equity investments, and will be transferred to accumulated losses.

Dividends from these investments in equity instruments are recognized in profit or loss when the Group's right to receive the dividends is established, unless the dividends clearly represent a recovery of part of the cost of the investment. Dividends are included in the "other income, gains/(losses), net" line item in profit or loss.

Financial assets at FVTPL

Financial assets that do not meet the criteria for being measured at amortized cost or FVTOCI or designated as FVTOCI are measured at FVTPL.

Financial assets at FVTPL are measured at fair value at the end of each reporting period, with any fair value gains or losses recognized in profit or loss. The net gain or loss recognized in profit or loss includes any dividend or interest earned on the financial asset and is included in "other income, gains/(losses), net".

Impairment of financial assets and contract assets

The Group performs impairment assessment under expected credit loss ("**ECL**") model on financial assets (including trade receivables, other receivables, treasury investments at amortized cost, term deposits, restricted cash and cash and cash equivalents) and contract assets, which are subject to impairment under IFRS 9. The amount of ECL is updated at the end of each reporting period to reflect changes in credit risk since initial recognition.

Lifetime ECL represents the ECL that will result from all possible default events over the expected life of the relevant instrument. In contrast, 12-month ECL ("**12m ECL**") represents the portion of lifetime ECL that is expected to result from default events that are possible within 12 months after the end of reporting period. Assessment is done based on the Group's historical credit loss experience, adjusted for factors that are specific to the debtors, general economic conditions and an assessment of past events and current conditions at the reporting date as well as the forecast of future economic conditions.

3. Basis of preparation of consolidated financial statements and material accounting policy information (Continued)

3.19 Financial instruments (Continued)

(a) Financial assets (Continued)

Impairment of financial assets and contract assets (Continued)

The Group always recognizes lifetime ECL for trade receivables and contract assets. The ECL on these assets are assessed collectively using a provision matrix with appropriate groupings.

For all other instruments, the Group measures the loss allowance equal to 12m ECL, unless when there has been a significant increase in credit risk since initial recognition, in which case the Group recognizes lifetime ECL. The assessment of whether lifetime ECL should be recognized is based on significant increases in the likelihood or risk of a default occurring since initial recognition.

Significant increase in credit risk

In assessing whether the credit risk has increased significantly since initial recognition, the Group compares the risk of a default occurring on the financial instrument at the end of reporting period with the risk of a default occurring on the financial instrument as of the date of initial recognition. In making this assessment, the Group considers both quantitative and qualitative information that is reasonable and supportable, including historical experience and forward-looking information that is available without undue cost or effort. Forward-looking information considered includes the future prospects of the industries in which the Group's debtors operate, obtained from economic expert reports, financial analysts, governmental bodies, relevant think-tanks and other similar organizations, as well as consideration of various external sources of actual and forecast economic information that relate to the Group's core operations.

In particular, the following information is taken into account when assessing whether credit risk has increased significantly:

- an actual or expected significant deterioration in the financial instrument's external (if available) or internal credit rating;
- significant deterioration in external market indicators of credit risk, e.g. a significant increase in the credit spread, the credit default swap prices for the debtor;
- existing or forecast adverse changes in business, financial or economic conditions that are expected to cause a significant decrease in the debtor's ability to meet its debt obligations;
- an actual or expected significant deterioration in the operating results of the debtor;
- an actual or expected significant adverse change in the regulatory, economic, or technological environment of the debtor that results in a significant decrease in the debtor's ability to meet its debt obligations.

3. Basis of preparation of consolidated financial statements and material accounting policy information (Continued)

3.19 Financial instruments (Continued)

(a) Financial assets (Continued)

Impairment of financial assets and contract assets (Continued)

Significant increase in credit risk (Continued)

Irrespective of the outcome of the above assessment, the Group presumes that the credit risk has increased significantly since initial recognition when contractual payments are more than 30 days past due, unless the Group has reasonable and supportable information that demonstrates otherwise.

The Group regularly monitors the effectiveness of the criteria used to identify whether there has been a significant increase in credit risk and revises them as appropriate to ensure that the criteria are capable of identifying significant increase in credit risk before the amount becomes past due.

Definition of default

For internal credit risk management, the Group considers an event of default occurs when information developed internally or obtained from external sources indicates that the debtor is unlikely to pay its creditors, including the Group, in full (without taking into account any collaterals held by the Group).

Irrespective of the above, the Group considers that default has occurred when a financial asset is more than 90 days past due unless the Group has reasonable and supportable information to demonstrate that a more lagging default criterion is more appropriate.

Credit-impaired financial assets

A financial asset is credit-impaired when one or more events that have a detrimental impact on the estimated future cash flows of that financial asset have occurred. Evidence that a financial asset is credit-impaired includes observable data about the following events:

- significant financial difficulty of the issuer or the borrower;
- a breach of contract, such as a default or past due event;
- the lender of the borrower, for economic or contractual reasons relating to the borrower's financial difficulty, having granted to the borrower a concession(s) that the lender(s) would not otherwise consider; or
- it is becoming probable that the borrower will enter bankruptcy or other financial reorganization.

Write-off policy

The Group writes off a financial asset when there is information indicating that the counterparty is in severe financial difficulty and there is no realistic prospect of recovery, for example, when the counterparty has been placed under liquidation or has entered into bankruptcy proceedings. Financial assets written off may still be subject to enforcement activities under the Group's recovery procedures, taking into account legal advice where appropriate. A write-off constitutes a derecognition event. Any subsequent recoveries are recognized in profit or loss.

3. Basis of preparation of consolidated financial statements and material accounting policy information (Continued)

3.19 Financial instruments (Continued)

(a) Financial assets (Continued)

Impairment of financial assets and contract assets (Continued)

Measurement and recognition of ECL

The measurement of ECL is a function of the probability of default, loss given default (i.e. the magnitude of the loss if there is a default) and the exposure at default. The assessment of the probability of default and loss given default is based on historical data and forward-looking information. Estimation of ECL reflects an unbiased and probability-weighted amount that is determined with the respective risks of default occurring as the weights. The Group uses a practical expedient in estimating ECL on trade receivables using a provision matrix taking into consideration historical credit loss experience, adjusted for factors that are specific to the debtors, general economic conditions and forward-looking information, including time value of money where appropriate, that is available without undue cost or effort.

Generally, the ECL is the difference between all contractual cash flows that are due to the Group in accordance with the contract and the cash flows that the Group expects to receive, discounted at the effective interest rate determined at initial recognition.

Where ECL is measured on a collective basis or cater for cases where evidence at the individual instrument level may not yet be available, the financial instruments are grouped on the following basis:

- nature of financial instruments;
- past-due status;
- nature, size and industry of debtors; and
- external credit ratings where available.

The grouping is regularly reviewed by the directors of the Company to ensure the constituents of each group continue to share similar credit risk characteristics.

Interest income is calculated based on the gross carrying amount of the financial asset unless the financial asset is credit-impaired, in which case interest income is calculated based on amortized cost of the financial asset.

Except for receivables that are measured at FVTOCI, the Group recognizes an impairment gain or loss in profit or loss for all financial instruments by adjusting their carrying amount, with the exception of trade receivables, other receivables, and contract assets where the corresponding adjustment is recognized through a loss allowance account.

3. Basis of preparation of consolidated financial statements and material accounting policy information (Continued)

3.19 Financial instruments (Continued)

(a) Financial assets (Continued)

Derecognition of financial assets

The Group derecognizes a financial asset when the contractual rights to the cash flows from the asset expire, or when it transfers the financial asset and substantially all the risks and rewards of ownership of the asset to another entity.

On derecognition of a financial asset measured at amortized cost, the difference between the asset's carrying amount and the sum of the consideration received and receivable is recognized in profit or loss.

On derecognition of an investment in a debt instrument classified as at FVTOCI, the cumulative gain or loss previously accumulated in other reserves is reclassified to profit or loss.

On derecognition of an investment in equity instrument which the Group has elected on initial recognition to measure at FVTOCI, the cumulative gain or loss previously accumulated in other reserves is not reclassified to profit or loss, but is transferred to accumulated losses.

(b) Financial liabilities and equity

Classification as debt or equity

Debt and equity instruments are classified as either financial liabilities or as equity in accordance with the substance of the contractual arrangements and the definitions of a financial liability and an equity instrument.

Equity instruments

An equity instrument is any contract that evidences a residual interest in the assets of an entity after deducting all of its liabilities. Equity instruments issued by the Company are recognized at the proceeds received, net of direct issue costs.

Repurchase of the Company's own equity instruments is recognized and deducted directly in equity. No gain or loss is recognized in profit or loss on the purchase, sale, issue or cancellation of the Company's own equity instruments.

Financial liabilities

All financial liabilities are subsequently measured at amortized cost using the effective interest method or at FVTPL.

Financial liabilities at amortized cost

Financial liabilities included within trade payables, other payables, borrowings and advances from customers are subsequently measured at amortized cost, using the effective interest method.

3. Basis of preparation of consolidated financial statements and material accounting policy information (Continued)

3.19 Financial instruments (Continued)

(b) Financial liabilities and equity (Continued)

Financial liabilities at FVTPL

Financial liabilities are classified as at FVTPL when the financial liability is (i) contingent consideration of an acquirer in a business combination to which IFRS 3 applies, (ii) held for trading or (iii) it is designated as at FVTPL.

Derecognition of financial liabilities

The Group derecognizes financial liabilities when, and only when, the Group's obligations are discharged, canceled or have expired. The difference between the carrying amount of the financial liability derecognized and the consideration paid and payable is recognized in profit or loss.

(c) Offsetting a financial asset and a financial liability

A financial asset and a financial liability are offset and the net amount presented in the consolidated statement of financial position when, and only when, the Group currently has a legally enforceable right to set off the recognized amounts; and intends either to settle on a net basis, or to realize the asset and settle the liability simultaneously.

4. Critical accounting judgements and key sources of estimation uncertainty

In the application of the Group's accounting policies, which are described in Note 3, the directors of the Company are required to make judgements, estimates and assumptions about the carrying amounts of assets and liabilities that are not readily apparent from other sources. The estimates and underlying assumptions are based on historical experience and other factors that are considered to be relevant. Actual results may differ from these estimates.

The estimates and underlying assumptions are reviewed on an on-going basis. Revisions to accounting estimates are recognized in the period in which the estimate is revised if the revision affects only that period, or in the period of the revision and future periods if the revision affects both current and future periods.

(a) Critical judgements in applying accounting policies

The following are the critical judgements, apart from those involving estimations (see below), that the directors of the Company have made in the process of applying the Group's accounting policies and that have the most significant effect on the amounts recognized in the consolidated financial statements.

4. Critical accounting judgements and key sources of estimation uncertainty (Continued)

(a) Critical judgements in applying accounting policies (Continued)

Consolidation of affiliated entities

The Group obtained control over PRC domestic companies, Xi'an Jingdong Xincheng and Guangdong Jingxi Logistics Technology Co., Ltd., by entering into a series of contractual arrangements with the PRC domestic companies and their respective shareholders. Nevertheless, the contractual arrangements and other measures may not be as effective as direct legal ownership in providing the Group with direct control over the PRC domestic companies and uncertainties presented by the PRC legal system could impede the Group's beneficiary rights of the results, assets and liabilities of the PRC domestic companies. The directors of the Company, based on the advice of its legal counsel, consider that the contractual arrangements in relation to Xi'an Jingdong Xincheng and the contractual arrangements in relation to Guangdong Jingxi Logistics Technology Co., Ltd. are in compliance with the relevant PRC laws and are legally enforceable.

(b) Key sources of estimation uncertainty

The following are the key assumptions concerning the future, and other key sources of estimation uncertainty at the end of the reporting period that may have a significant risk of causing a material adjustment to the carrying amounts of assets and liabilities within the next financial year.

Estimation of the fair value of financial assets

Fair value of financial assets, in the absence of an active market, is estimated by using appropriate valuation techniques. The Group uses its judgement to select a variety of methods and make assumptions at the end of each reporting period. Changes in these assumptions and estimates could affect the respective fair value of these financial assets. Further details are included in Note 35.

Provision of ECL for trade receivables and contract assets

Credit-impaired trade receivables and contract assets are assessed for ECL individually. In addition, the Group uses practical expedient in estimating ECL on trade receivables and contract assets which are not assessed individually using a provision matrix. The provision rates are based on aging of debtors as groupings of various debtors taking into consideration the Group's historical default rates and forward-looking information that is reasonable and supportable available without undue costs or effort. At the end of each reporting period, the historical observed default rates are reassessed and changes in the forward-looking information including forecast of gross domestic product ratio, forecast of consumer price index and other relevant factors are considered. The provision of ECL is sensitive to changes in estimates. Further details are included in Note 35.

4. Critical accounting judgements and key sources of estimation uncertainty (Continued)

(b) Key sources of estimation uncertainty (Continued)

Useful lives and amortization of other intangible assets acquired in business combinations

The Group determines the estimated useful lives and related amortization for the Group's other intangible assets acquired in business combinations with reference to the estimated periods that the Group intends to derive future economic benefits from the use of these assets. Specifically, the useful life of customer relationship is estimated based on the retention rate of the current customers of the acquisition target as of the acquisition date, the historical retention rate and projected future revenues associated with such customers. In addition, the useful life of trademark is estimated based on multiple factors, including the longevity of the trademark in the marketplace, the historical performance of the trademark and the sustainability of such performance. Management will revise the amortization charges where useful lives are different from that of previously estimated. Actual economic lives may differ from estimated useful lives. Periodic review could result in a change in useful lives and therefore amortization expense in future periods. Further details are included in Note 19.

Impairment review of goodwill

Determining whether goodwill is impaired requires an estimation of the recoverable amount of the group of cash-generating units to which goodwill has been allocated, which is the higher of the value-in-use or fair value less costs of disposal. The value in use calculation requires the Group to estimate the future cash flows expected to arise from the group of cash-generating units and a suitable discount rate in order to calculate the present value. Where the actual future cash flows are less than expected, or change in facts and circumstances which results in downward revision of future cash flows or upward revision of discount rate, a material impairment loss or further impairment loss may arise. Further details are included in Note 18.

5. Segment information

The Group's chief operating decision maker, who has been identified as the Chief Executive Officer (the "**CEO**"), reviews the consolidated results when making decisions about allocating resources and assessing performance of the Group as a whole and no other discrete financial information is provided to the CEO. Hence, the Group has only one reportable segment. As the majority of the Group's non-current assets are located in the PRC and most of the Group's revenue is derived from the PRC, no geographical information is presented. During the year ended December 31, 2025, other than the Group's largest customer as disclosed in Note 33, no other single customer contributed over 10% of the total revenue of the Group (2024: none).

6. Revenue

Given the central role of inventory management in the Group's integrated supply chain solutions and logistics services, customers of the Group are categorized based on whether such customers have utilized the Group's warehouse or inventory management related services. Customers are reviewed by the Group on a regular basis, and customers who have utilized the Group's warehouse or inventory management related services in the recent past are classified as the Group's integrated supply chain customers.

	Year ended December 31,	
	2025	2024
	RMB'000	RMB'000
Type of customer:		
Integrated supply chain customers	**116,223,056**	87,355,440
Other customers	**100,923,930**	95,482,144
Total	**217,146,986**	182,837,584
Timing of revenue recognition:		
Overtime	**192,917,545**	175,525,404
A point in time	**24,229,441**	7,312,180
Total	**217,146,986**	182,837,584

The Group applies the practical expedient of not disclosing the transaction price allocated to the remaining performance obligation as the original expected duration of all the contracts of the Group are within one year or less.

7. Other income, gains/(losses), net

	Year ended December 31,	
	2025	2024
	RMB'000	RMB'000
Government grants	**974,073**	985,514
Fair value changes of financial instruments at FVTPL	**661,583**	353,334
Contract termination costs	**(53,622)**	(176,225)
Foreign exchange gains/(losses), net	**89,286**	(34,195)
Loss on disposal of property and equipment	**(95,014)**	(5,632)
Investment losses/(gains) attributable to interest holders of consolidated investment funds	**9,387**	(694)
Others	**272,657**	8,769
Total	**1,858,350**	1,130,871

The government grants were mainly incentives provided by local government authorities in the PRC, to reward the Group's support and contribution for the development of local economies. As of December 31, 2025, there were no unfulfilled conditions or contingencies relating to these government grants (2024: none).

8. Finance income

	Year ended December 31,	
	2025	2024
	RMB'000	RMB'000
Interest income from bank deposits and treasury investments at amortized cost	**1,096,832**	1,462,065

9. Finance costs

	Year ended December 31,	
	2025	2024
	RMB'000	RMB'000
Interest expense on lease liabilities	**680,811**	763,177
Interest expense on borrowings and other liabilities	**174,901**	249,094
Factoring expense charged by a related party (Note 33)	**31,410**	17,394
Total	**887,122**	1,029,665

10. Impairment losses (including reversals of impairment losses) on financial assets

	Year ended December 31,	
	2025	2024
	RMB'000	RMB'000
Impairment losses (including reversals of impairment losses) on:		
— trade receivables	**126,547**	39,169
— other receivables	**19,526**	11,553
Total	**146,073**	50,722

Details of impairment assessment are set out in Note 35.2.

11. Income tax expense

	Year ended December 31,	
	2025	2024
	RMB'000	RMB'000
Current tax	**963,690**	932,334
Deferred tax (Note 32)	**(521,440)**	(304,204)
Total	**442,250**	628,130

11. Income tax expense (Continued)

Cayman Islands

Under the current laws of the Cayman Islands, the Company and its subsidiaries incorporated in the Cayman Islands are not subject to tax on income or capital gains. Additionally, the Cayman Islands does not impose a withholding tax on payments of dividends to shareholders.

British Virgin Islands

Under the current laws of the British Virgin Islands, entities incorporated in the British Virgin Islands are not subject to tax on their income or capital gains. Additionally, the British Virgin Islands does not impose a withholding tax on payments of dividends to shareholders.

Hong Kong

The Company's subsidiaries incorporated in Hong Kong are subject to a two-tiered income tax rate for taxable income earned in Hong Kong effectively since April 1, 2018. The first 2 million Hong Kong dollars ("**HKD**") of profits earned by companies incorporated in Hong Kong are subject to be taxed at an income tax rate of 8.25%, while the remaining profits will continue to be taxed at the existing tax rate of 16.5%. To avoid abuse of the two-tiered tax regime, each group of connected entities can nominate only one entity to benefit from the two-tiered tax rate.

PRC

Under the PRC Enterprise Income Tax Law (the "**EIT Law**"), the standard enterprise income tax rate for PRC operating entities is 25%.

The EIT Law and its implementation rules permit certain High and New Technologies Enterprises, or HNTEs, to enjoy a reduced 15% enterprise income tax rate subject to these HNTEs meeting certain qualification criteria. Certain entities of the Group are qualified as HNTEs, and accordingly are subject to a preferential income tax rate of 15%.

Certain enterprises can benefit from a preferential tax rate of 15% under the EIT Law if they are located in applicable PRC regions as specified in the catalog of encouraged industries in western regions (initially effective through the end of 2010 and further extended to 2030) ("**Western Regions Catalog**"), subject to certain general restrictions described in the EIT Law and the related regulations. Certain entities of the Group are qualified as enterprises within the Western Regions Catalog, and accordingly are subject to a preferential income tax rate of 15%.

The State Taxation Administration of the PRC announced in March 2023 that enterprises engaging in research and development activities would be entitled to claim 200% of their research and development expenses so incurred as tax deductible expenses when determining their assessable profits ("**Super Deduction**") from January 1, 2023 onwards.

Withholding tax on undistributed dividends

The EIT law also imposes a withholding income tax of 10% on dividends distributed by a foreign investment enterprise ("**FIE**") to its immediate holding company outside of China, if such immediate holding company is considered as a non-resident enterprise without any establishment or place within China or if the received dividends have no connection with the establishment or place of such immediate holding company within China, unless such immediate holding company's jurisdiction of incorporation has a tax treaty with China that provides for a different withholding arrangement.

11. Income tax expense (Continued)

Withholding tax on undistributed dividends (Continued)

According to the arrangement between Chinese mainland and Hong Kong Special Administrative Region on the Avoidance of Double Taxation and Prevention of Fiscal Evasion in August 2006, dividends paid by an FIE in China to its immediate holding company in Hong Kong will be subject to withholding tax at a rate of no more than 5% (if the FIE satisfies the criteria for "beneficial owner" under Circular No. 9, which was issued by the State Administration of Taxation in February 2018, and the foreign investor owns directly at least 25% of the shares of the FIE). As of December 31, 2025, the Group has accrued withholding tax liabilities associated with all of its earnings expected to be distributed from its FIEs in the Chinese mainland to countries and regions.

Global Anti-base Erosion Rules ("Pillar Two Rules")

Certain jurisdictions in which the Group operates have implemented the Pillar Two Rules. The Company took measures to assess its exposure to Pillar Two minimum taxation and no material top-up taxes arose for the year ended December 31, 2025. The Group is continuing to assess the impact of the Pillar Two Rules on its future financial performance.

The income tax expense can be reconciled to the profit before income tax per the consolidated statement of profit or loss as follows:

	Year ended December 31,	
	2025	2024
	RMB'000	RMB'000
Profit before income tax	**7,332,295**	7,715,683
Tax at PRC statutory income tax rate of 25%	**1,833,074**	1,928,921
Tax effect of:		
— Income not taxable for tax purpose	**(4,448)**	(4,309)
— Expenses that are not deductible for tax purpose	**16,080**	62,588
— Super Deduction for research and development expenses	**(286,877)**	(287,490)
— Different tax rate of subsidiaries operating in other jurisdictions	**151,773**	25,081
— Tax-exempt entities	**(398,426)**	(297,996)
— Preferential tax treatments	**(233,767)**	(228,570)
— Utilization of tax losses and deductible temporary differences previously not recognized	**(378,516)**	(429,378)
— Tax losses and deductible temporary differences not recognized, net of recognition of deferred tax assets previously unrecognized	**(394,868)**	(236,598)
— Withholding income tax on dividends	**138,225**	95,881
Total	**442,250**	628,130

12. Profit before income tax

Profit before income tax has been arrived at after charging:

	Year ended December 31,	
	2025	2024
	RMB'000	RMB'000
Employee benefit expenses*	**88,924,460**	68,837,324
Outsourcing cost	**73,670,576**	63,300,537
Depreciation of right-of-use assets	**7,565,482**	7,691,445
Depreciation of property and equipment	**4,813,256**	4,356,512
Amortization of other intangible assets	**592,553**	608,728
Auditor's remuneration		
— Audit and audit-related services	**19,434**	19,591
— Non-audit services	**328**	3,321

* The employee benefit expenses include the remuneration of directors and the CEO during the reporting periods.

13. Directors' and the CEO's emoluments

Directors' and the CEO's remuneration, disclosed pursuant to the applicable Listing Rules and Hong Kong Companies Ordinance, is as follows:

(a) Remuneration of directors and the CEO

	Year ended December 31, 2025					
	Salaries and other emoluments RMB'000	**Performance related bonuses RMB'000**	**Share-based payments RMB'000**	**Pension cost — defined contribution plans RMB'000**	**Welfare, medical and other benefits RMB'000**	**Total RMB'000**
Executive directors and CEO:						
Zhenhui Wang[1]	**314**	**181**	**9,861**	**9**	**69**	**10,434**
Wei Hu[2]	**1,526**	**324**	**14,016**	**59**	**225**	**16,150**
Non-executive director:						
Richard Qiangdong Liu[3]	**—**	**—**	**90,340**	**—**	**—**	**90,340**
Independent non-executive directors:						
Nora Gu Yi Wu[4]	**341**	**—**	**303**	**—**	**—**	**644**
Christina Gaw[5]	**300**	**—**	**458**	**—**	**—**	**758**
Laura J. Peterson[6]	**3**	**—**	**4**	**—**	**—**	**7**
Xiande Zhao[7]	**341**	**—**	**322**	**—**	**—**	**663**
Yang Zhang[7]	**341**	**—**	**322**	**—**	**—**	**663**
Lin Ye[8]	**341**	**—**	**326**	**—**	**—**	**667**
Yi Hoi Tang[9]	**131**	**—**	**160**	**—**	**—**	**291**
	3,638	**505**	**116,112**	**68**	**294**	**120,617**

13. Directors' and the CEO's emoluments (Continued)

(a) Remuneration of directors and the CEO (Continued)

	Year ended December 31, 2024					
	Salaries and other emoluments RMB'000	Performance related bonuses RMB'000	Share-based payments RMB'000	Pension cost — defined contribution plans RMB'000	Welfare, medical and other benefits RMB'000	Total RMB'000
Executive director and CEO:						
Wei Hu[2]	1,502	511	24,582	66	248	26,909
Non-executive director:						
Richard Qiangdong Liu[3]	—	—	156,973	—	—	156,973
Independent non-executive directors:						
Nora Gu Yi Wu[4]	341	—	300	—	—	641
Jennifer Ngar-Wing Yu[10]	212	—	117	—	—	329
Xiande Zhao[7]	341	—	119	—	—	460
Yang Zhang[7]	341	—	119	—	—	460
Lin Ye[8]	174	—	231	—	—	405
Liming Wang[11]	167	—	33	—	—	200
	3,078	511	182,474	66	248	186,377

1. Appointed as an executive director and the Group's CEO since November 2025.

2. Appointed as an executive director and the Group's CEO since June 2023, and resigned in November 2025.

3. Appointed as a non-executive director since October 2020.

4. Appointed as an independent non-executive director since May 2021.

5. Appointed as an independent non-executive director since February 2025.

6. Appointed as an independent non-executive director since December 2025.

7. Appointed as an independent non-executive director since April 2022.

8. Appointed as an independent non-executive director since June 2024.

9. Appointed as an independent non-executive director since August 2025.

10. Appointed as an independent non-executive director since September 2022, and resigned in August 2024.

11. Appointed as an independent non-executive director since May 2021, and resigned in June 2024.

13. Directors' and the CEO's emoluments (Continued)

(a) Remuneration of directors and the CEO (Continued)

The emoluments of the executive directors and the CEO disclosed above were mainly for their management services rendered to the Company and the Group. The non-executive and independent non-executive directors' remunerations disclosed above were mainly for their services as directors of the Company. The performance related bonus is determined with reference to the operating results and the individual's performance in each year.

(b) Benefits and interests of directors

Except for the amounts disclosed above, there are no other benefits offered to the directors and the CEO.

(c) Directors' termination benefits

No director's termination benefit subsisted at the end of the year or at any time during the year ended December 31, 2025 (2024: none).

(d) Consideration provided to third parties for making available directors' services

No consideration provided to third parties for making available director's services subsisted at the end of the year or at any time during the year ended December 31, 2025 (2024: none).

(e) Information about loans, quasi-loans and other dealings in favor of directors, their controlled bodies and connected entities

No loans, quasi-loans and other dealings in favor of directors, their controlled bodies corporate and connected entities subsisted at the end of the year or at any time during the year ended December 31, 2025 (2024: none).

(f) Directors' material interests in transactions, arrangements or contracts

No significant transactions, arrangements and contracts in relation to the Group's business to which the Company was a party and in which a director of the Company had a material interest, whether directly or indirectly, subsisted at the end of the year or at any time during the year ended December 31, 2025 (2024: none).

(g) Inducement to join the Group and compensation for loss of office

No remuneration was paid by the Group to the directors of the Company as an inducement to join or upon joining the Group or as compensation for loss of office during the year ended December 31, 2025 (2024: none).

(h) Waiver of emoluments

None of the directors and the CEO waived or agreed to waive any emoluments during the year ended December 31, 2025 (2024: none).

14. Five highest paid employees

The five highest paid employees included three directors (2024: two). Remuneration for these three directors for the year ended December 31, 2025 is set out in Note 13. No remuneration was paid by the Group to the five highest paid individuals as an inducement to join or upon joining the Group or as compensation for loss of office during the year ended December 31, 2025 (2024: none). None of the five highest paid employees waived or agreed to waive any emoluments during the year ended December 31, 2025 (2024: none).

Except the remuneration set out in Note 13, the emoluments payable to the two individuals (2024: three), are as follows:

	Year ended December 31,	
	2025	2024
	RMB'000	RMB'000
Salaries and other emoluments	**4,196**	1,807
Bonuses	**822**	540
Share-based payments	**24,051**	27,579
Pension cost — defined contribution plans	**118**	47
Welfare, medical and other benefits	**239**	117
Total	**29,426**	30,090

The number of the highest paid employees who are not the directors of the Company whose remuneration fell within the following bands is as follows:

	Year ended December 31,	
	2025	2024
	No. of employees	No. of employees
Emolument bands (in HKD)		
HKD8,500,001 to HKD9,000,000	**—**	2
HKD14,000,001 to HKD14,500,000	**1**	—
HKD15,500,001 to HKD16,000,000	**—**	1
HKD17,500,001 to HKD18,000,000	**1**	—
Total	**2**	3

15. Earnings per share

The calculation of the basic and diluted earnings per share attributable to owners of the Company is based on the following data:

	Year ended December 31,	
	2025	2024
Numerator:		
Profit for the year attributable to owners of the Company for the purpose of calculating basic earnings per share (RMB'000)	**6,646,683**	6,197,567
Impact of subsidiaries' diluted earnings (RMB'000)	**—**	(3,204)
Profit for the year attributable to owners of the Company for the purpose of calculating diluted earnings per share (RMB'000)	**6,646,683**	6,194,363
Denominator:		
Weighted average number of ordinary shares for the purpose of calculating basic earnings per share	**6,273,912,172**	6,218,748,465
Adjustments for dilutive options and restricted shares units	**130,115,656**	123,262,452
Weighted average number of ordinary shares for the purpose of calculating diluted earnings per share	**6,404,027,828**	6,342,010,917
Basic earnings per share attributable to owners of the Company (RMB per share)	**1.06**	1.00
Diluted earnings per share attributable to owners of the Company (RMB per share)	**1.04**	0.98

16. Property and equipment

	Buildings RMB'000	Logistics equipment RMB'000	Vehicles RMB'000	Aircraft, engines and flight equipment RMB'000	Leasehold improvement RMB'000	Electronic equipment RMB'000	Office equipment RMB'000	Construction in progress RMB'000	Total RMB'000
Cost									
As of January 1, 2025	**504,820**	**16,530,651**	**8,913,790**	**187,336**	**3,409,380**	**1,670,266**	**153,018**	**316,546**	**31,685,807**
Additions	**–**	**1,707,115**	**2,935,365**	**23,152**	**648,886**	**433,521**	**45,232**	**1,556,944**	**7,350,215**
Acquired on acquisition of subsidiaries under common control	**–**	**–**	**–**	**–**	**–**	**3,894**	**–**	**–**	**3,894**
Transfer from construction in progress	**–**	**1,546,175**	**–**	**–**	**21,121**	**3,591**	**5,057**	**(1,575,944)**	**–**
Disposals	**–**	**(1,090,990)**	**(506,692)**	**(1,167)**	**(2,624)**	**(399,175)**	**(18,409)**	**–**	**(2,019,057)**
As of December 31, 2025	**504,820**	**18,692,951**	**11,342,463**	**209,321**	**4,076,763**	**1,712,097**	**184,898**	**297,546**	**37,020,859**
Depreciation and impairment									
As of January 1, 2025	**10,499**	**7,839,548**	**3,987,396**	**33,416**	**2,630,747**	**1,059,872**	**99,469**	**23,296**	**15,684,243**
Depreciation charge	**12,253**	**2,097,548**	**1,843,506**	**17,773**	**502,912**	**317,278**	**21,986**	**–**	**4,813,256**
Impairment loss recognized	**–**	**23,766**	**–**	**–**	**–**	**–**	**–**	**–**	**23,766**
Disposals	**–**	**(748,894)**	**(412,724)**	**(215)**	**(2,624)**	**(255,956)**	**(17,012)**	**–**	**(1,437,425)**
As of December 31, 2025	**22,752**	**9,211,968**	**5,418,178**	**50,974**	**3,131,035**	**1,121,194**	**104,443**	**23,296**	**19,083,840**
Carrying values									
As of December 31, 2025	**482,068**	**9,480,983**	**5,924,285**	**158,347**	**945,728**	**590,903**	**80,455**	**274,250**	**17,937,019**
Cost									
As of January 1, 2024	132,932	15,160,372	7,198,555	176,982	3,056,169	1,466,794	155,948	1,094,359	28,442,111
Additions	—	593,702	2,151,176	11,163	436,991	382,005	6,605	1,455,416	5,037,058
Transfer from construction in progress	450,000	1,335,705	18,117	—	3,435	439	1,982	(1,809,678)	—
Transfer to investment properties	—	—	—	—	—	—	—	(423,551)	(423,551)
Disposal of industrial parks	(78,112)	—	—	—	—	—	—	—	(78,112)
Disposals	—	(559,128)	(454,058)	(809)	(87,215)	(178,972)	(11,517)	—	(1,291,699)
As of December 31, 2024	504,820	16,530,651	8,913,790	187,336	3,409,380	1,670,266	153,018	316,546	31,685,807
Depreciation and impairment									
As of January 1, 2024	7,358	6,291,584	2,878,815	18,885	2,116,539	956,106	89,127	23,296	12,381,710
Depreciation charge	5,686	1,972,598	1,517,158	14,579	601,383	225,523	19,585	—	4,356,512
Disposal of industrial parks	(2,545)	—	—	—	—	—	—	—	(2,545)
Disposals	—	(424,634)	(408,577)	(48)	(87,175)	(121,757)	(9,243)	—	(1,051,434)
As of December 31, 2024	10,499	7,839,548	3,987,396	33,416	2,630,747	1,059,872	99,469	23,296	15,684,243
Carrying values									
As of December 31, 2024	494,321	8,691,103	4,926,394	153,920	778,633	610,394	53,549	293,250	16,001,564

16. Property and equipment (Continued)

The above items of property and equipment, except for construction in progress, after taking into account the residual values, are depreciated on a straight-line basis at the following rates per annum:

Buildings	2.5% to 5%
Logistics equipment	9.5% to 33.3%
Vehicles	15.8% to 50%
Aircraft, engines and flight equipment:	
— Aircraft and engine bodies	9.5%
— High-value aircraft maintenance tools	20%
— Rotable	8.3%
Electronic equipment	20% to 50%
Office equipment	20% to 50%
Leasehold improvement	Over the shorter of the expected life of leasehold improvement or the lease term

17. Right-of-use assets

	Leased properties RMB'000	Land use rights RMB'000	Aircraft and engines RMB'000	Total RMB'000
Carrying value				
As of January 1, 2025	**13,722,621**	**247,928**	**1,858,280**	**15,828,829**
Additions	**8,899,349**	**—**	**849,451**	**9,748,800**
Acquired on acquisition of subsidiaries under common control	**25,455**	**—**	**—**	**25,455**
Depreciation charge	**(7,315,765)**	**(5,981)**	**(243,736)**	**(7,565,482)**
Currency translation differences	**(30,152)**	**—**	**—**	**(30,152)**
As of December 31, 2025	**15,301,508**	**241,947**	**2,463,995**	**18,007,450**
Carrying value				
As of January 1, 2024	15,985,285	481,158	893,337	17,359,780
Additions	5,237,786	19,553	1,117,252	6,374,591
Depreciation charge	(7,534,073)	(5,063)	(152,309)	(7,691,445)
Transfer to investment properties	—	(194,470)	—	(194,470)
Disposal of industrial parks	—	(53,250)	—	(53,250)
Currency translation differences	33,623	—	—	33,623
As of December 31, 2024	13,722,621	247,928	1,858,280	15,828,829
For the year ended December 31, 2025				
Expense relating to short-term leases				**2,865,924**
Total cash outflow for leases				**11,235,375**
For the year ended December 31, 2024				
Expense relating to short-term leases				2,891,365
Total cash outflow for leases				11,126,327

17. Right-of-use assets (Continued)

The Group leases various warehouses, sorting centers, delivery stations, land use rights, aircraft and engines for its operations. During the year ended December 31, 2025, lease contracts are newly entered into for a fixed term of 1 to 10 years but may have extension and termination options (2024: 1 to 10 years). Lease terms are negotiated on an individual basis and contain different terms and conditions. In determining the lease term and assessing the length of the non-cancellable period, the Group applies the definition of a contract and determines the period for which the contract is enforceable.

The Group regularly entered into short-term leases for warehouses, sorting centers and delivery stations. As of December 31, 2025, the portfolio of short-term leases is similar to the portfolio of short-term leases to which the short-term lease expense disclosed above (2024: similar).

In addition, the Group reassesses whether it is reasonably certain to exercise an extension option, or not to exercise a termination option, upon the occurrence of either a significant event or a significant change in circumstances that is within the control of the lessee. During the year ended December 31, 2025, there is no such triggering event (2024: none).

Lease liabilities of RMB18,038.8 million are recognized with related right-of-use assets of RMB18,007.5 million as of December 31, 2025 (2024: lease liabilities of RMB15,941.5 million are recognized with related right-of-use assets of RMB15,828.8 million). The lease agreements do not impose any covenants other than the security interests in the leased assets that are held by the lessors. Leased assets may not be used as security for borrowing purposes.

18. Goodwill

	Acquisition of Kuayue Express RMB'000	Acquisition of Deppon Holdco RMB'000	Total RMB'000
Cost and carrying value			
As of January 1, 2024, December 31, 2024 and December 31, 2025	**1,499,142**	**5,350,074**	**6,849,216**

Impairment review on the goodwill of the Group has been conducted by the management as of December 31, 2025 and 2024, according to IAS 36 *Impairment of Assets.* For the purpose of impairment tests of goodwill, goodwill has been allocated to the group of cash-generating units representing Kuayue-Express Group Co., Ltd. ("**Kuayue Express**") and its subsidiaries (the "**Kuayue Express CGUs**"), and the group of cash-generating units representing Ningbo Meishan Baoshui Area Deppon Investment Holding Company Limited ("**Deppon Holdco**") and its subsidiaries (the "**Deppon Logistics CGUs**").

18. Goodwill (Continued)

Kuayue Express CGUs

For the purpose of impairment review, the recoverable amount of the Kuayue Express CGUs is determined based on value-in-use calculations by using the discounted cash flow method, based on five-year period financial projections with the forecasted average annual revenue growth rate following the business plan approved by the management, plus a terminal value related to cash flows beyond the projection period extrapolated at an estimated terminal growth rate. Pre-tax discount rate was used to reflect market assessment of time value and the specific risks relating to the Kuayue Express CGUs. The management leveraged their extensive experience in the industry and provided forecast based on past performance and expectation of market developments.

The key assumptions used in the value-in-use calculation for the Kuayue Express CGUs are as follows:

	As of December 31,	
	2025	2024
Annual revenue growth rate for the five-year period	**9.2%**	12.1%
Terminal growth rate	**2.0%**	2.5%
Pre-tax discount rate	**20.3%**	19.6%

As of December 31, 2025, the recoverable amount of the Kuayue Express CGUs exceeded its carrying amount by RMB7,797.6 million (2024: RMB8,607.7 million). The Group considered that no impairment loss should be recognized since the recoverable amount was higher than the carrying amount. Management believes that any reasonably possible change in any of these assumptions would not result in impairment.

Deppon Logistics CGUs

For the purpose of impairment review, the recoverable amount of the Deppon Logistics CGUs is determined based on the higher of its fair value less costs of disposal and value in use.

As of December 31, 2025 and 2024, the recoverable amounts of the Deppon Logistics CGUs were determined based on value-in-use calculations by using the discounted cash flow method, based on five-year period financial projections with the forecasted average annual revenue growth rate following the business plan approved by the management, plus a terminal value related to cash flows beyond the projection period extrapolated at an estimated terminal growth rate. Pre-tax discount rate was used to reflect market assessment of time value and the specific risks relating to the Deppon Logistics CGUs. The management leveraged their extensive experience in the industry and provided forecast based on past performance and expectation of market developments.

18. Goodwill (Continued)

Deppon Logistics CGUs (Continued)

The key assumptions used in the value-in-use calculation for the Deppon Logistics CGUs are as follows:

	As of December 31,	
	2025	2024
Annual revenue growth rate for the five-year period	**8.2%**	9.0%
Terminal growth rate	**2.0%**	2.5%
Pre-tax discount rate	**14.7%**	15.4%

As of December 31, 2025, the recoverable amount of the Deppon Logistics CGUs exceeded its carrying amount by RMB1,236.7 million (2024: RMB785.2 million). The Group considered that no impairment loss should be recognized since the recoverable amount was higher than the carrying amount. Management believes that any reasonably possible change in any of these assumptions would not result in impairment.

19. Other intangible assets

	Software RMB'000	Technology systems RMB'000	Domain names and trademarks RMB'000	Customer relationship RMB'000	License and others RMB'000	Total RMB'000
Cost						
As of January 1, 2025	**565,440**	**676,384**	**1,665,964**	**2,557,000**	**11,747**	**5,476,535**
Additions	**41,442**	**—**	**—**	**—**	**192**	**41,634**
As of December 31, 2025	**606,882**	**676,384**	**1,665,964**	**2,557,000**	**11,939**	**5,518,169**
Amortization						
As of January 1, 2025	**501,475**	**303,577**	**210,911**	**1,244,700**	**11,610**	**2,272,273**
Provided for the year	**96,364**	**124,785**	**85,860**	**285,458**	**86**	**592,553**
As of December 31, 2025	**597,839**	**428,362**	**296,771**	**1,530,158**	**11,696**	**2,864,826**
Carrying values						
As of December 31, 2025	**9,043**	**248,022**	**1,369,193**	**1,026,842**	**243**	**2,653,343**
Cost						
As of January 1, 2024	555,532	676,384	1,665,964	2,557,000	11,747	5,466,627
Additions	9,908	—	—	—	—	9,908
As of December 31, 2024	565,440	676,384	1,665,964	2,557,000	11,747	5,476,535
Amortization						
As of January 1, 2024	389,136	178,717	124,986	959,209	11,497	1,663,545
Provided for the year	112,339	124,860	85,925	285,491	113	608,728
As of December 31, 2024	501,475	303,577	210,911	1,244,700	11,610	2,272,273
Carrying values						
As of December 31, 2024	63,965	372,807	1,455,053	1,312,300	137	3,204,262

The above intangible assets have finite useful lives. Such intangible assets are amortized on a straight-line basis over the following periods:

Software	3–5 years
Technology systems	5.4 years
Domain names and trademarks	10–19.4 years
Customer relationship	3.4–9 years
License and others	3–10 years

20. Financial assets at fair value through profit or loss

	As of December 31,	
	2025	2024
	RMB'000	RMB'000
Non-current:		
Wealth management products	**15,237,170**	—
Preferred shares investments in unlisted entities	**699,757**	938,655
Equity securities in listed entities	**236,523**	354,646
Equity investments in unlisted entities	**2,500**	2,500
	16,175,950	1,295,801
Current:		
Wealth management products	**6,552,222**	9,694,394

Equity securities in listed entities

The fair values of equity securities in listed entities are determined based on the closing prices quoted in active markets. They are accounted for using their fair values based on quoted market prices (level 1: quoted price (unadjusted) in active markets) without any deduction for transaction costs.

Preferred shares investments in unlisted entities

All of these investments are convertible redeemable preferred shares or ordinary shares with preferential rights. The Group has the right to require and demand the investees to redeem all of the shares held by the Group at guaranteed predetermined fixed amount upon redemption events which are out of control of issuers. Hence, these investments are accounted for as debt instruments and are measured as financial assets at FVTPL. The major assumptions used in the valuation for investment in these unlisted entities are set out in Note 35.3.

Equity investments in unlisted entities

These investments represent equity investments in unlisted entities, in the form of ordinary shares without significant influence. The major assumptions used in the valuation for investment in these unlisted entities are set out in Note 35.3.

Wealth management products

Wealth management products purchased by the Group are issued by major and reputable commercial banks and financial institutions without guaranteed returns. The expected rates of return for such wealth management products held by the Group as of December 31, 2025 range from 1.5% to 4.9% per annum (2024: 2.0% to 4.4% per annum). The Group managed and evaluated the performance of investments on a fair value basis in accordance with the Group's risk management and investment strategy. The major assumptions used in the valuation for wealth management products are set out in Note 35.3.

21. Trade receivables

	As of December 31,	
	2025	2024
	RMB'000	RMB'000
Trade receivables at amortized cost:		
Trade receivables from third parties	**10,708,773**	11,107,254
Trade receivables from related parties (Note 33)	**6,751,355**	2,953,825
Less: allowance for credit losses	**(361,651)**	(379,488)
	17,098,477	13,681,591
Trade receivables at FVTOCI	**2,750,277**	2,063,273
	19,848,754	15,744,864

The Group applies the simplified approach under IFRS 9, which requires expected lifetime losses to be recognized from initial recognition of the assets. The provision matrix is determined based on historical observed default rates over the expected life of the trade receivables with similar credit risk characteristics and forward-looking estimates. At the end of each reporting period, the historical observed default rates are updated and changes in the forward-looking estimates are analyzed.

The Group allows a credit period of 30 to 210 days to its trade customers. The following is an aging analysis of trade receivables presented based on the billing date:

	As of December 31,	
	2025	2024
	RMB'000	RMB'000
Within 3 months	**19,835,999**	15,711,216
3 to 6 months	**204,138**	144,011
6 to 12 months	**61,275**	95,645
Over 12 months	**108,993**	173,480
	20,210,405	16,124,352
Less: allowance for credit losses	**(361,651)**	(379,488)
	19,848,754	15,744,864

The Group held bills received for future settlement of trade receivables with insignificant amount. The Group continues to recognize their full carrying amounts at the end of each reporting period. All bills received by the Group were with a maturity period of less than one year.

As of December 31, 2025, included in the Group's trade receivables balance are debtors with aggregate carrying amount of RMB439.0 million (2024: RMB364.3 million), which are past due but not credit-impaired as the Group is satisfied with the subsequent settlements and the credit quality of these customers had not seen deteriorated. The Group did not hold any collateral over these balances.

Details of impairment assessment of trade receivables are set out in Note 35.2.

22. Prepayments, other receivables and other assets

	As of December 31,	
	2025	2024
	RMB'000	RMB'000
Non-current:		
Treasury investments at amortized cost*	**267,558**	4,331,553
Refundable deposits	**793,454**	564,538
Long-term prepaid expenses	**563,909**	463,131
Pallets	**381,956**	296,696
Prepayments for property and equipment	**306,532**	153,120
Others	**40,740**	2,716
	2,354,149	5,811,754
Current:		
Treasury investments at amortized cost*	**1,177,730**	3,823,431
Deductible value-added tax	**3,141,060**	2,946,787
Prepaid expenses	**2,668,223**	2,462,493
Refundable deposits	**1,029,855**	844,017
Prepayments to suppliers	**646,696**	508,836
Funds receivable from third-party payment platforms	**225,353**	299,622
Others	**599,839**	283,423
	9,488,756	11,168,609
Less: allowance for credit losses	**(83,820)**	(72,229)
	9,404,936	11,096,380

* As of December 31, 2025, treasury investments at amortized cost were primarily fixed rate notes and term deposits, with maturity of 36 months from the commencement date (2024: 18 to 36 months). The fixed rates of return for such treasury investments at amortized cost held by the Group as of December 31, 2025 ranged from 2.2% to 5.5% per annum (2024: 2.4% to 6.0% per annum).

Details of impairment assessment of other receivables are set out in Note 35.2.

23. Cash and bank balances

(a) Cash and cash equivalents

Cash and cash equivalents include demand deposits and short-term deposits for the purpose of meeting the Group's short-term cash commitments.

(b) Restricted cash

Restricted cash balances were mainly those held in bank accounts subject to certain restriction according to agreement with certain parties.

(c) Term deposits

Term deposits are bank deposits redeemable at maturity, with maturities ranging from three months to one year. The weighted average interest rate of the term deposits was 5.0% per annum as of December 31, 2025 (2024: 4.5%).

24. Share capital

Authorized

As of December 31, 2025 and 2024, the authorized share capital of the Company in the amount of USD1,000,000, comprised of 40,000,000,000 ordinary shares with par value of USD0.000025 per share.

Issued and fully paid

	Number of ordinary shares	Nominal value of ordinary shares USD'000	Nominal value of ordinary shares RMB'000	Share premium RMB'000
As of January 1, 2025	**6,627,381,772**	**165**	**1,045**	**68,198,444**
Issuance of ordinary shares to Share Scheme Trusts[1]	**29,400,000**	**1**	**5**	**—**
Exercise of share options and vesting of RSUs[2]	**—**	**—**	**—**	**807,529**
As of December 31, 2025	**6,656,781,772**	**166**	**1,050**	**69,005,973**
As of January 1, 2024	6,608,181,772	165	1,041	67,430,012
Issuance of ordinary shares to Share Scheme Trusts[1]	19,200,000	*	4	—
Exercise of share options and vesting of RSUs[2]	—	—	—	768,432
As of December 31, 2024	6,627,381,772	165	1,045	68,198,444

* Less than USD1,000.

1. Jungle Den Limited, Jazz Dream Limited, Perfect Match Limited and Mille Stelle Limited were established to hold the shares on trust for the benefit of the participants of the JD Logistics Share Incentive Plan (collectively, the "**Share Scheme Trusts**"). As the Company has control over the Share Scheme Trusts, the shares held by the Share Scheme Trusts were consolidated and presented as treasury shares. During the year ended December 31, 2025, the Company issued an aggregate of 29,400,000 ordinary shares with par value of USD0.000025 per share with respect to the Post-IPO Share Award Scheme to the Share Scheme Trusts (2024: 19,200,000 ordinary shares with par value of USD0.000025 per share).

2. The exercised share options and vested RSUs were satisfied by the ordinary shares previously issued to and held by the Share Scheme Trusts.

25. Non-controlling interests

	Share of net assets of subsidiaries RMB'000	Share-based payment reserve of subsidiaries RMB'000	Total RMB'000
As of January 1, 2025	**7,533,536**	**113,418**	**7,646,954**
Acquisition of partial interests of subsidiaries[1]	**(2,753,884)**	**—**	**(2,753,884)**
Dividends paid to non-controlling interests of subsidiaries	**(29,967)**	**—**	**(29,967)**
Share of total comprehensive income for the year	**255,900**	**—**	**255,900**
Share options of subsidiaries	**—**	**(14,645)**	**(14,645)**
As of December 31, 2025	**5,005,585**	**98,773**	**5,104,358**
As of January 1, 2024	7,117,860	97,860	7,215,720
Dilution of non-controlling interests in subsidiaries	70,537	—	70,537
Acquisition of partial interests of a subsidiary[2]	(157,000)	—	(157,000)
Dividends paid to non-controlling interests of subsidiaries	(386,475)	—	(386,475)
Share of total comprehensive income for the year	888,614	—	888,614
Share options of subsidiaries	—	15,558	15,558
As of December 31, 2024	7,533,536	113,418	7,646,954

1. During the year ended December 31, 2025, acquisition of partial interests of subsidiaries mainly included the following transactions:

   The Group acquired additional approximately 6.62% equity interest in Deppon Logistics Co., Ltd. ("**Deppon Logistics**"), at cash consideration of RMB841.7 million.

   Deppon Logistics repurchased approximately 0.52% of its equity interest, at cash consideration of RMB75.1 million.

   In December 2024, Suqian Jingdong Bohai Enterprise Management Co., Ltd., a subsidiary of the Company, as the purchaser (the "**Purchaser**"), and certain non-controlling interests shareholders of Kuayue Express (the "**Vendors**"), entered into the equity transfer agreement (the "**Kuayue Equity Transfer Agreement**"), pursuant to which the Purchaser conditionally agreed to purchase, and the Vendors conditionally agreed to sell, an aggregate of approximately 36.43% equity interest in Kuayue Express, at the total consideration of not more than approximately RMB6,484.0 million subject to adjustments as set out in the said agreement, details of which were set out in the circular of the Company dated March 17, 2025 (the "**Kuayue Circular**"). The First Phase Completion, as defined in the Kuayue Circular, was completed on June 11, 2025, representing approximately 16.43% equity interest in Kuayue Express had been acquired by the Group at cash consideration of RMB2,314.2 million.

2. In September 2024, the Group acquired additional approximately 1.05% equity interest in Deppon Logistics, at cash consideration of RMB141.3 million.

26. Share-based payments

The table below sets forth share-based payments for RSUs and share options:

	Year ended December 31,	
	2025	2024
	RMB'000	RMB'000
Share options	**28,478**	145,709
RSUs	**362,397**	322,790
Total	**390,875**	468,499

26.1 JD Group Share Incentive Plan

JD Group grants its service-based share options and RSUs to the Group's eligible employees and non-employees, which are treated as deemed contribution from JD Group and recorded in "other reserves". Under the JD Group Share Incentive Plan, the RSUs and share options are mainly service-based and scheduled to be vested over four or six years.

The Group recognizes share-based payment expenses in its consolidated statement of profit or loss, net of estimated forfeitures, over a vesting term for service-based awards. Forfeitures are estimated based on historical experiences at the time of grant and revised in the subsequent periods if actual forfeitures differ from those estimates.

RSUs

A summary of activities of the service-based RSUs is presented as follows:

	Number of RSUs	**Weighted average grant-date fair value USD**
Unvested as of January 1, 2025	**1,195,102**	**19.12**
Granted	**289,704**	**18.54**
Vested	**(520,050)**	**20.11**
Forfeited or cancelled	**(907,564)**	**19.24**
Transferred	**939,934**	**19.35**
Unvested as of December 31, 2025	**997,126**	**18.55**
Unvested as of January 1, 2024	1,752,890	21.06
Granted	689,224	14.85
Vested	(475,146)	21.60
Forfeited or cancelled	(676,070)	16.66
Transferred	(95,796)	28.92
Unvested as of December 31, 2024	1,195,102	19.12

The estimated compensation cost of RSUs was based on the fair value of JD.com, Inc.'s ordinary shares on the date of the grant.

26. Share-based payments (Continued)

26.2 JD Logistics Share Incentive Plan

On March 31, 2018, the board of directors of the Company approved and adopted a share incentive plan (the "**Pre-IPO ESOP**"). As of December 31, 2025, the maximum aggregate number of underlying shares which may be issued pursuant to all awards under the Pre-IPO ESOP was 598,847,916 shares that are reserved under the Pre-IPO ESOP. The Pre-IPO ESOP is valid and effective for ten years from the approval of the board of directors of the Company.

On May 10, 2021, the Company approved and adopted a share option scheme (the "**Post-IPO Share Option Scheme**"). As of December 31, 2025, the total number of ordinary shares which may be issued upon exercise of all options to be granted under the Post-IPO Share Option Scheme was 609,160,767 shares. The Post-IPO Share Option Scheme shall be valid and effective for the period of ten years commencing on the date of the Listing.

On May 10, 2021, the Company approved and adopted a share award scheme (the "**Post-IPO Share Award Scheme**"). As of December 31, 2025, the aggregate number of shares underlying all grants made pursuant to the Post-IPO Share Award Scheme should not exceed 609,160,767 shares without shareholders' approval (excluding award shares which have been forfeited in accordance with the Post-IPO Share Award Scheme).

Under the JD Logistics Share Incentive Plan, the Company granted share options and RSUs to employees and non-employees. The share options and RSUs are generally scheduled to be vested between one and six years. All, one-second, one-third, one-fourth, one-fifth, or one-sixth of the awards, which are with service conditions, shall be vested upon agreed dates and the remaining of the awards shall be vested on straight line basis at the anniversary years. Certain share options granted with performance conditions, shall be vested upon the end of the calendar quarter if performance conditions are met and the remaining of awards shall be vested on a straight-line basis at the end of the remaining calendar quarters if performance conditions are met. Certain granted RSUs are subject to vesting ratably over a four-year vesting period from the grant dates.

(a) Pre-IPO ESOP

The Company would not grant further share options under the Pre-IPO ESOP after the Listing.

As of December 31, 2025, the Company has issued 208,111,646 ordinary shares with respect to the Pre-IPO ESOP to Share Scheme Trusts (2024: 208,111,646).

During the year ended December 31, 2025, 26,920,165 share options under the Pre-IPO ESOP (2024: 28,433,695) were exercised, with weighted average share price at the dates of exercise of HKD12.63 (2024: HKD12.22) per share.

26. Share-based payments (Continued)

26.2 JD Logistics Share Incentive Plan (Continued)

(a) Pre-IPO ESOP (Continued)

Service-based share options

A summary of activities of the service-based share options is presented as follows:

	Number of share options	Weighted average exercise price USD	Weighted average remaining contractual term Year
Outstanding as of January 1, 2025	**92,687,585**	**0.01**	**5.2**
Exercised	**(26,609,397)**	**0.01**	
Forfeited or cancelled	**(2,172,518)**	**0.01**	
Outstanding as of December 31, 2025	**63,905,670**	**0.01**	**4.1**
Outstanding as of January 1, 2024	127,836,677	0.01	6.2
Exercised	(28,163,798)	0.01	
Forfeited or cancelled	(6,985,294)	0.01	
Outstanding as of December 31, 2024	92,687,585	0.01	5.2

The number of exercisable service-based share options as of December 31, 2025 was 39,435,923 (2024: 39,401,765).

26. Share-based payments (Continued)

26.2 JD Logistics Share Incentive Plan (Continued)

(a) Pre-IPO ESOP (Continued)

Performance-based share options

A summary of activities of the performance-based share options is presented as follows:

	Number of share options	Weighted average exercise price USD	Weighted average remaining contractual term Year
Outstanding as of January 1, 2025	**949,116**	**0.01**	**4.2**
Exercised	**(310,768)**	**0.01**	
Forfeited or cancelled	**(25,000)**	**0.01**	
Outstanding as of December 31, 2025	**613,348**	**0.01**	**3.2**
Outstanding as of January 1, 2024	1,295,683	0.01	5.2
Exercised	(269,897)	0.01	
Forfeited or cancelled	(76,670)	0.01	
Outstanding as of December 31, 2024	949,116	0.01	4.2

The number of exercisable performance-based share options as of December 31, 2025 was 613,348 (2024: 685,411). At the end of each reporting period, the Group revises its estimates of the number of options that are expected to vest based on performance conditions, with the impact of the revision to original estimates, if any, in profit or loss, along with a corresponding adjustment to equity.

(b) Post-IPO Share Option Scheme

As of December 31, 2025, no share options had been granted under the Post-IPO Share Option Scheme.

26. Share-based payments (Continued)

26.2 JD Logistics Share Incentive Plan (Continued)

(c) Post-IPO Share Award Scheme

A summary of activities of the service-based RSUs is presented as follows:

	Number of RSUs	Weighted average grant-date fair value HKD
Unvested as of January 1, 2025	**101,833,657**	**12.26**
Granted	**48,581,929**	**12.78**
Vested	**(30,183,550)**	**13.03**
Forfeited or cancelled	**(22,805,462)**	**13.48**
Unvested as of December 31, 2025	**97,426,574**	**12.00**
Unvested as of January 1, 2024	76,908,011	15.41
Granted	59,551,652	9.88
Vested	(21,016,930)	16.16
Forfeited or cancelled	(13,609,076)	13.60
Unvested as of December 31, 2024	101,833,657	12.26

As of December 31, 2025, the total number of shares which may be issued upon vest of all RSUs to be granted under the Post-IPO Share Award Scheme was 446,612,031 shares (2024: 473,753,580). The fair values of the RSUs granted during the year ended December 31, 2024 were determined based on the market value of the Company's shares at the respective grant dates.

27. Dividends

No dividend was paid or proposed for ordinary shareholders of the Company for the year ended December 31, 2025, nor has any dividend been proposed since the end of the reporting period (2024: none).

28. Trade payables

	As of December 31,	
	2025	2024
	RMB'000	RMB'000
Trade payables	**10,549,144**	8,466,638
Trade payables under supplier finance arrangements*	**114,322**	101,446
	10,663,466	8,568,084

* Certain reputable financial institutions offer supply chain financing services to the Group's suppliers. Suppliers can sell one or more of the Group's payment obligations at their sole discretion to the financial institutions to receive funds ahead of time from the financial institutions to meet their cash flow needs. The Group's rights and obligations to suppliers are not impacted. The original payment terms, timing and amount of trade payables remain unchanged. In the consolidated statement of cash flows, settlements of these payables are included within operating cash flows based on the nature of the arrangements. As of December 31, 2025, trade payables under supplier finance arrangements in the amount of RMB114.3 million, had been already received by suppliers from the finance providers (2024: RMB101.4 million).

The following is an aging analysis of trade payables presented based on the recognition date:

	As of December 31,	
	2025	2024
	RMB'000	RMB'000
Within 3 months	**10,188,339**	8,052,360
3 to 6 months	**133,440**	148,469
6 to 12 months	**97,115**	126,812
Over 12 months	**244,572**	240,443
	10,663,466	8,568,084

The credit period of trade payables mainly ranges from 30 to 120 days.

29. Accrued expenses and other payables

	As of December 31,	
	2025	2024
	RMB'000	RMB'000
Salary and welfare payables	**7,761,654**	6,771,327
Accrued expenses	**4,350,959**	3,894,822
Deposits	**2,822,485**	1,989,343
Property and equipment payables	**2,496,449**	1,635,466
Packing materials payables	**1,603,970**	1,590,499
Other tax payables	**1,212,264**	683,158
Put option arising on acquisition[1]	**1,639,114**	423,856
Temporary receipts	**255,657**	236,376
Deferred consideration payables[2]	**—**	45,046
Others	**1,030,138**	1,030,443
	23,172,690	18,300,336

1. As of December 31, 2025, put option to non-controlling interests in the amount of RMB1,639.1 million included in "accrued expenses and other payables" and RMB2,476.7 million included in "other non-current liabilities" represented the Group's obligation to purchase the remaining equity interests in Kuayue Express pursuant to the Kuayue Equity Transfer Agreement (December 31, 2024: RMB423.9 million of put option to non-controlling interests in relation to the acquisition of the parent company of Deppon Logistics as set out in the 2024 Annual Report, which had been fully settled during the year ended December 31, 2025, as part of the acquisition of partial interests of subsidiaries as set out in Note 25).

2. As of December 31, 2025, deferred consideration payables of RMB160.7 million included in "other non-current liabilities" represented the remaining portion of the First Phase Consideration, as defined in the Kuayue Circular, which is subject to payment arrangements pursuant to the Kuayue Equity Transfer Agreement (December 31, 2024: RMB45.0 million of deferred consideration payables in relation to the acquisition of the parent company of Deppon Logistics as set out in the 2024 Annual Report, which had been fully settled during the year ended December 31, 2025).

30. Borrowings

	As of December 31,	
	2025	2024
	RMB'000	RMB'000
Non-current:		
Unsecured borrowings	**3,866,590**	2,760,000
Current:		
Unsecured borrowings	**541,385**	4,468,230

As of December 31, 2025, the interest rates of the Group's borrowings range from 1.8% to 2.7% per annum (2024: 1.1% to 2.9% per annum).

Based on scheduled repayment dates set out in the loan agreements, the carrying amounts of the Group's borrowings are repayable as follows:

	As of December 31,	
	2025	2024
	RMB'000	RMB'000
Borrowings repayable:		
Within one year	**541,385**	4,468,230
Within a period of more than one year but not exceeding two years	**180,300**	180,000
Within a period of more than two years but not exceeding five years	**2,401,200**	2,580,000
Within a period of more than five years	**1,285,090**	—
	4,407,975	7,228,230

The exposure of the Group's borrowings are as follows:

	As of December 31,	
	2025	2024
	RMB'000	RMB'000
Variable-rate borrowings	**4,096,890**	5,340,000
Fixed-rate borrowings	**311,085**	1,888,230
	4,407,975	7,228,230

31. Lease liabilities

	As of December 31,	
	2025	2024
	RMB'000	RMB'000
Lease liabilities payable:		
Within one year	**7,354,486**	6,509,314
Within a period of more than one year but not exceeding two years	**4,247,500**	3,605,532
Within a period of more than two years but not exceeding five years	**4,979,075**	3,978,850
Within a period of more than five years	**1,457,696**	1,847,807
	18,038,757	15,941,503
Less: amount due for settlement within 12 months shown under current liabilities	**(7,354,486)**	(6,509,314)
Amount due for settlement after 12 months shown under non-current liabilities	**10,684,271**	9,432,189

The weighted average discount rate applied by the Group was 3.7% as of December 31, 2025 (2024: 4.3%).

As of December 31, 2025, the Group entered into new leases that have not yet commenced, with non-cancellable period ranging from 1 to 5 years (2024: 1 to 6 years), excluding period under extension options, the total future undiscounted cash flows over the non-cancellable period were insignificant (2024: insignificant).

32. Deferred tax assets/liabilities

The following is the analysis of the deferred tax balances for financial reporting purposes:

	As of December 31,	
	2025	2024
	RMB'000	RMB'000
Deferred tax assets	**848,658**	357,590
Deferred tax liabilities	**(1,363,438)**	(1,402,139)
	(514,780)	(1,044,549)

32. Deferred tax assets/liabilities (Continued)

The movements in deferred tax assets and liabilities during the reporting period are as follows:

	Tax losses RMB'000	ECL provision and others RMB'000	Share-based payments and other employee benefits RMB'000	Accelerated depreciation RMB'000	Other intangible assets acquired in business combinations RMB'000	Changes in fair value of financial instruments RMB'000	Right-of-use assets RMB'000	Lease liabilities and provision for restoration RMB'000	Withholding tax RMB'000	Total RMB'000
As of January 1, 2025	**300,599**	**104,020**	**122,185**	**(637,315)**	**(800,156)**	**(86,520)**	**(3,836,494)**	**3,885,013**	**(95,881)**	**(1,044,549)**
Credit/(charge) to profit or loss	**475,687**	**26,887**	**52,499**	**(77,219)**	**135,309**	**33,846**	**(541,441)**	**554,097**	**(138,225)**	**521,440**
Credit to other reserves	**–**	**–**	**2,662**	**–**	**–**	**5,667**	**–**	**–**	**–**	**8,329**
As of December 31, 2025	**776,286**	**130,907**	**177,346**	**(714,534)**	**(664,847)**	**(47,007)**	**(4,377,935)**	**4,439,110**	**(234,106)**	**(514,780)**
As of January 1, 2024	52,394	82,678	47,582	(536,345)	(942,167)	(102,968)	(4,159,155)	4,190,929	—	(1,367,052)
Credit/(charge) to profit or loss	248,205	21,342	69,869	(100,970)	142,011	2,883	322,661	(305,916)	(95,881)	304,204
Disposals	—	—	—	—	—	8,869	—	—	—	8,869
Credit to other reserves	—	—	4,734	—	—	4,696	—	—	—	9,430
As of December 31, 2024	300,599	104,020	122,185	(637,315)	(800,156)	(86,520)	(3,836,494)	3,885,013	(95,881)	(1,044,549)

Deferred tax assets have not been recognized in respect of the following items:

	As of December 31,	
	2025	2024
	RMB'000	RMB'000
Tax losses	**9,680,533**	7,608,759
Deductible temporary differences	**1,320,327**	1,747,564
	11,000,860	9,356,323

Due to the unpredictability of future profit streams, no deferred tax assets had been recognized for these unused tax losses and deductible temporary differences.

As of December 31, 2025, these unrecognized tax losses primarily arose from the Company's subsidiaries and consolidated affiliated entities established in the PRC, which can be carried forward to offset future taxable income and will expire during the period from 2026 to 2030 (2024: the period from 2025 to 2029), except for those arose from High and New Technologies Enterprises, which will expire during the period from 2026 to 2035 (2024: the period from 2025 to 2034).

33. Related party transactions

Other than as disclosed elsewhere in the consolidated financial statements, the following significant transactions and balances were carried out between the Group and its related parties during the reporting period.

33.1 Names and relationships with related parties

The following companies are significant related parties of the Group that had transactions and/or balances with the Group during the reporting period:

Name of related parties	Relationships
JD.com, Inc.	Ultimate parent company of the Company
JD Group	Controlled by JD.com, Inc.
Allianz Jingdong General Insurance Company Ltd. ("**Allianz JD**")	An associate of JD Group
ATRenew Inc. and its subsidiaries ("**ATRenew Group**")	An associate of JD Group
JD Logistics Properties Core Fund, L.P., JD Logistics Properties Core Fund II, L.P., JD Logistics Properties Core Fund III, L.P., JD Logistics Properties Development Fund I, L.P. and other funds ("**Property Funds**")	Associates and joint ventures of JD Group
Jingdong Technology Holding Co., Ltd. and its subsidiaries ("**JD Technology**")	An associate of JD Group, and controlled by Mr. Richard Qiangdong Liu
China Railway Jingdong Logistics Co., Ltd. ("**Railway Jingdong**")	A joint venture of the Group

33.2 Significant transactions with related parties

The Group had entered into a series of continuing connected transaction arrangements (the "**CCT Arrangements**") with JD Group and its associates in respect of Chapter 14A of the Listing Rules. Majority of related party transactions between the Group and JD Group/associates of JD Group are recognized based on the terms stipulated in the CCT Arrangements.

The related party transactions with other related parties other than JD Group were carried out in the normal course of business and at terms negotiated between the Group and the respective related parties. The Group's pricing policies of the transactions with related parties are determined on the basis of mutual negotiations between the relevant parties.

33. Related party transactions (Continued)

33.2 Significant transactions with related parties (Continued)

Details of significant transactions with related parties recorded with the abovementioned terms and pricing policies for the reporting period are separately shown as follows:

	Notes	Year ended December 31, 2025 RMB'000	2024 RMB'000
Rendering of services:			
Services provided to JD Group	(i)	**80,314,094**	55,061,616
Expenses claimed by JD Group	(i)	**(128,152)**	(255,262)
Services provided to Allianz JD	(ii)	**586,307**	410,321
Services provided to JD Technology	(iii)	**330,056**	336,250
Services provided to ATRenew Group	(ii)	**181,974**	139,246
Purchase of services and goods:			
Services, goods and share-based payments received from JD Group	(iv)	**2,724,510**	2,501,870
Services received from JD Technology	(v)	**914,723**	751,917
Services received from Railway Jingdong	(vi)	**399,081**	362,443
Lease arrangements:			
Interest on lease liabilities for leases with Property Funds	(vii)	**174,307**	180,777
Interest on lease liabilities for leases with JD Group	(viii)	**60,464**	98,760
Factoring arrangements:			
Trade receivables purchased by JD Technology	(ix)	**6,358,552**	2,621,976
Factoring expense charged by JD Technology	(ix)	**31,410**	17,394

Rendering of services

(i) The Group provides integrated supply chain solutions and logistics services to JD Group in exchange for service fees, including but not limited to warehousing and distribution services, express and freight delivery services, on-demand delivery services, after sales and maintenance services, and other related ancillary services. JD Group may claim compensation from the Group for any delay, missing, damage or shortage of goods or parcels.

(ii) The Group is primarily engaged in providing integrated supply chain solutions and logistics services to Allianz JD and ATRenew Group.

(iii) The Group is primarily engaged in providing installation and maintenance services, and promotion services to JD Technology.

33. Related party transactions (Continued)

33.2 Significant transactions with related parties (Continued)

Purchase of services and goods

(iv) JD Group provides back-office and administrative support services to the Group, including but not limited to, certain human resources services, in addition to certain shared services, including office premises sharing, transportation and canteen facilities for staff, administrative purchases and various support services. The Group pays JD Group the actual costs incurred during the service process.

Except as described above, the Group also procures various types of equipment, products and supplies including, among others, logistics equipment, vehicles, electronic equipment, office equipment, packing and other consumable materials, and services including insurance services, healthcare services, installation and maintenance services, from JD Group.

JD Group grants share options and RSUs to the Group's eligible employees and non-employees under the JD Group Share Incentive Plan.

Prior to the acquisition as set out in Note 40, JD Group provides platform services, on-demand last-mile delivery services, operation support and freight services to the Group. The related party transactions disclosed herein represent the transaction amounts prior to the acquisition as set out in Note 40.

(v) JD Technology primarily provides the Group with ancillary and payment services, along with certain technology support related services.

(vi) Railway Jingdong primarily provides railway transportation services to the Group.

Lease arrangements

(vii) During the year ended December 31, 2025, the Group entered into several lease agreements for operational purposes with Property Funds for 1 to 6 years (2024: 1 to 5 years). As of December 31, 2025, right-of-use assets amounted to RMB2,553.4 million (2024: RMB1,933.8 million), and lease liabilities amounted to RMB2,764.6 million (2024: RMB2,152.1 million).

(viii) During the year ended December 31, 2025, the Group entered into several lease agreements for operational purposes with JD Group for 1 to 10 years (2024: 1 to 7 years). As of December 31, 2025, right-of-use assets amounted to RMB1,258.2 million (2024: RMB1,867.4 million), and lease liabilities amounted to RMB1,326.2 million (2024: RMB2,011.8 million).

Factoring arrangements

(ix) JD Technology provides factoring services without recourse by purchasing the Group's trade receivables originated from the provision of services or sale of goods to certain corporate customers that have entered into commercial agreements with the Group. JD Technology takes on the credit risk of the relevant counterparty upon purchasing of trade receivables, and charges service fees for the purchase of such trade receivables from the Group.

33. Related party transactions (Continued)

33.3 Significant balances with related parties

The Group had the following significant balances with related parties:

	As of December 31,	
	2025	2024
	RMB'000	RMB'000
Due from related parties:		
Amount due from JD Group	**6,710,524**	2,760,392
Amount due from JD Technology	**18,901**	175,512
Amount due from ATRenew Group	**19,208**	12,886
Amount due from Allianz JD	**—**	401
Amounts due from other related parties	**2,722**	4,634
	6,751,355	2,953,825
Due to related parties:		
Amount due to JD Group	**52,740**	55,664
Amount due to Railway Jingdong	**40,340**	42,681
Amount due to Allianz JD	**1,543**	—
	94,623	98,345

As of December 31, 2025, amounts due from related parties of RMB6,751.4 million were included in trade receivables (2024: RMB2,953.8 million were included in trade receivables).

As of December 31, 2025, amounts due to related parties of RMB52.7 million were included in advances from customers (2024: RMB55.7 million), RMB40.3 million were included in trade payables (2024: RMB42.7 million), and RMB1.5 million were included in accrued expenses and other payables (2024: nil).

The above amounts due from/due to related parties were unsecured, non-interest bearing and either repayable on demand or due within one year from the end of reporting period.

33. Related party transactions (Continued)

33.4 Key management personnel compensation

The remuneration of directors and other key management personnel is as follows:

	Year ended December 31,	
	2025	2024
	RMB'000	RMB'000
Salaries and bonuses	**5,921**	5,318
Share-based payments	**118,285**	185,412
Pension cost — defined contribution plans	**136**	133
Welfare, medical and other benefits	**453**	382
Total	**124,795**	191,245

34. Capital commitments

	As of December 31,	
	2025	2024
	RMB'000	RMB'000
Contracted for but not provided in the consolidated financial statements		
Acquisition of partial interests of a subsidiary (Note 25)	**—**	6,484,000
Purchase of property and equipment	**225,542**	266,600

35. Financial instruments

35.1 Financial instruments by categories

	As of December 31,	
	2025	2024
	RMB'000	RMB'000
Financial assets		
Financial assets at fair value:		
Financial assets at FVTPL	**22,728,172**	10,990,195
Receivables at FVTOCI	**2,750,277**	2,063,273
Equity instruments at FVTOCI	**259,602**	236,935
Financial assets at amortized cost	**42,546,075**	53,459,590
Financial liabilities		
Financial liabilities at fair value:		
Payables to interest holders of consolidated investment funds	**41,612**	50,999
Financial liabilities at amortized cost	**27,844,713**	22,467,187

35.2 Financial risk management

The Group's major financial instruments include financial assets at FVTPL, equity instruments at FVTOCI, trade receivables, other receivables, treasury investments at amortized cost, term deposits, restricted cash, cash and cash equivalents, trade payables, other payables, advances from customers, borrowings, payables to interest holders of consolidated investment funds, and lease liabilities. Details of the financial instruments are disclosed in respective notes. The risks associated with these financial instruments include market risk (currency risk, interest rate risk and other price risk), credit risk and liquidity risk. The policies on how to mitigate these risks are set out below. The management of the Group manages and monitors these exposures to ensure appropriate measures are implemented in a timely and effective manner.

(a) Market risk

Currency risk

The Group conducts its businesses mainly in RMB, with certain transactions denominated in USD, and, to a lesser extent, other currencies. Foreign exchange risk arises when future commercial transactions or recognized financial assets and liabilities are denominated in a currency that is not the respective functional currency of the Group's entities. In addition, the Company has intra-group balances with several subsidiaries denominated in foreign currency which also expose the Group to foreign currency risk.

During the reporting period, exchange gains and losses from those foreign currency transactions denominated in a currency other than the functional currency were insignificant. The directors of the Company consider that any reasonable changes in foreign exchange rates of other currencies against the two major functional currencies would not result in a significant change in the Group's results, as the net carrying amounts of financial assets and liabilities denominated in a currency other than the respective subsidiaries' functional currency are considered to be not significant.

Accordingly, no sensitivity analysis for exchange gains and losses in post-tax loss is presented for foreign exchange risk.

35. Financial instruments (Continued)

35.2 Financial risk management (Continued)

(a) Market risk (Continued)

Interest rate risk

The Group is exposed to cash flow interest rate risk in relation to variable-rate bank balances and variable-rate borrowings. The Group is also exposed to fair value interest rate risk in relation to fixed-rate bank balances, treasury investments at amortized cost, term deposits, restricted cash, fixed-rate borrowings, lease liabilities and other financial liabilities at amortized cost.

Sensitivity analysis

The sensitivity analysis has been determined based on the exposure to interest rates at the end of the reporting period. The analysis is prepared assuming the financial instruments outstanding at the end of the reporting period were outstanding for the whole year.

If interest rates had been 50 basis points higher/lower and all other variables were held constant, the Group's post-tax profit for the year ended December 31, 2025 would increase/decrease by RMB54.0 million (2024: the Group's post-tax profit would increase/decrease by RMB8.0 million).

Other Price risk

The Group is mainly exposed to equity price risk through its investments in listed equity security investments measured at FVTPL. The equity price risk of these financial assets may arise due to changes in market price. The change may be caused by factors relating to the financial instrument itself or the issuer, and it may also be caused by market factors. The management manages this exposure by maintaining a portfolio of investments with different risks. The Group has designated a team to monitor the price risk and will consider hedging the risk exposure should the need arise.

Sensitivity analysis

The sensitivity analysis has been determined based on the exposure to equity price risk at the end of the reporting period.

If the prices of the respective listed financial instruments had increased/decreased by 5% with all other variables held constant, the post-tax profit for the year ended December 31, 2025 would increase/decrease by RMB8.9 million (2024: the post-tax profit would increase/decrease by RMB13.3 million).

35. Financial instruments (Continued)

35.2 Financial risk management (Continued)

(b) Credit risk and impairment assessment

Credit risk refers to the risk that the Group's counterparties default on their contractual obligations resulting in financial losses to the Group. The Group's credit risk exposures are primarily attributable to trade receivables, contract assets, other receivables, bank balances, treasury investments at amortized cost and preferred shares investments in unlisted entities. The Group does not hold any collateral or other credit enhancements to cover its credit risks associated with its financial assets. The carrying amounts of each class of the above financial assets represent the Group's maximum exposure to credit risk in relation to financial assets.

Trade receivables and contract assets

In order to minimize the credit risk, management of the Group has delegated a team responsible for determination of credit limits and credit approvals. Before accepting any new customer, the Group uses an internal credit scoring system to assess the potential customer's credit quality and defines credit limits by customer. Limits and scoring attributed to customers are reviewed twice a year. Other monitoring procedures are in place to ensure that follow-up action is taken to recover overdue debts. In addition, the Group performs impairment assessment under ECL model on trade balances individually or based on provision matrix. In this regard, the directors of the Company consider that the Group's credit risk is significantly reduced.

The Group has applied the simplified approach in IFRS 9 to measure the loss allowance at lifetime ECL for these items. The Group estimates the amount of lifetime ECL of trade receivables and contract assets based on provision matrix through grouping of various debtors that have similar loss patterns, after considering aging, internal credit ratings of trade debtors, repayment history and/or past due status of respective trade receivables. Estimated loss rates are based on historical observed default rates over the expected life of the debtors and forward-looking information on macroeconomic factors (such as the gross domestic product) affecting the ability of the debtors to settle the receivables, which is available without undue cost or effort. In addition, trade receivables that are credit-impaired are assessed for ECL individually.

For trade receivables from related parties, the Group considers the counterparties with good credit worthiness based on past experience and satisfactory settlement history. As of December 31, 2025, the Group assessed the ECL for trade receivables from related parties was insignificant (2024: insignificant).

As of December 31, 2025, other than the Group's largest customer as disclosed in Note 33, no other single customer contributed over 10% of the total trade receivables of the Group (2024: none).

35. Financial instruments (Continued)

35.2 Financial risk management (Continued)

(b) Credit risk and impairment assessment (Continued)

Bank balances, treasury investments at amortized cost, restricted cash, term deposits and debt securities at FVTPL

To manage risk arising from bank balances, treasury investments at amortized cost, restricted cash, term deposits and wealth management products, the Group only transacts with state-owned or reputable financial institutions in Chinese mainland and reputable international financial institutions outside of Chinese mainland. There has been no recent history of default in relation to these financial institutions.

The credit risk on bank balances, treasury investments at amortized cost, restricted cash, term deposits and wealth management products is limited because the counterparties are reputable banks with high credit rating assigned by international credit-rating agencies. The Group assessed 12m ECL for bank balances, restricted cash, term deposits and wealth management products by reference to information relating to probability of default and loss given default of the respective credit rating grades published by external credit rating agencies. Based on the average loss rates, the 12m ECL on bank balances is considered to be insignificant.

Other receivables and amounts due from related parties with non-trade nature

In order to minimize the credit risk of other receivables and amounts due from related parties with non-trade nature, the management of the Group continuously monitors the settlement status and the level of exposure to ensure that follow-up action is taken to recover overdue debts. Before granting the loan advances, the management of the Group has obtained an understanding to the credit background of the debtors and undertaken an internal credit approval process. The management of the Group has taken into account the economic outlook of the industries in which the debtors operate and reviewed the recoverable amount of each amount at the end of the reporting period to ensure that adequate impairment losses were recognized for irrecoverable debts. After assessment, the directors of the Company have not identified any items experienced a significant increase in credit risk since initial recognition. In addition, the Group performs periodic individual assessment on 12m ECL of other receivables and amounts due from related parties with non-trade nature based on historical settlement records and past experience.

Preferred shares investments in unlisted entities

The Group invests in debt securities. In order to minimize the credit risk of these investments in preferred shares, the management regularly reviews and assesses the financial performance of the unlisted investees. The management of the Company considers that the credit risk is monitored and significantly reduced.

35. Financial instruments (Continued)

35.2 Financial risk management (Continued)

(b) Credit risk and impairment assessment (Continued)

The Group's internal credit risk grading assessment comprises the following categories:

Internal credit rating	Description	Trade receivables and contract assets	Other receivables
Performing	The counterparty has a low risk of default and does not have any past-due amounts or debtor repays after due dates but usually settle in full	Lifetime ECL — not credit-impaired	12m ECL — where the expected lifetime of an asset is less than 12 months, ECL are measured at its expected lifetime
Doubtful	There has been a significant increase in credit risk since initial recognition	Lifetime ECL — not credit-impaired	Lifetime ECL — not credit-impaired
In default	There is evidence indicating the asset is credit-impaired	Lifetime ECL — credit-impaired	Lifetime ECL — credit-impaired
Write-off	There is evidence indicating that the debtor is in severe financial difficulty and the Group has no realistic prospect of recovery	Amount is written off	Amount is written off

The following table provides information about the exposure to credit risk for trade receivables which were assessed on a collective basis by using provision matrix within lifetime ECL (not credit-impaired). Credit-impaired trade receivables with gross carrying amounts of RMB120.8 million as of December 31, 2025 (2024: RMB115.4 million), were assessed individually.

	As of December 31, 2025		As of December 31, 2024	
	Average loss rate	**Trade receivables RMB'000**	Average loss rate	Trade receivables RMB'000
Within 3 months	**0.8%**	**19,832,853**	0.9%	15,710,953
3 to 6 months	**15.5%**	**158,441**	15.6%	142,700
6 to 12 months	**47.8%**	**40,727**	44.2%	69,634
Over 12 months	**100.0%**	**57,540**	100.0%	85,657
	1.3%	**20,089,561**	1.8%	16,008,944

35. Financial instruments (Continued)

35.2 Financial risk management (Continued)

(b) Credit risk and impairment assessment (Continued)

The estimated loss rates are estimated based on historical observed default rates over the expected life of the debtors and forward-looking information that is available without undue cost or effort. As of December 31, 2025, the Group provided RMB262.4 million (2024: RMB284.1 million) accumulated impairment allowance for trade receivables, based on the provision matrix. Accumulated impairment allowance of RMB120.8 million (2024: RMB115.4 million), were made on credit-impaired debtors as of December 31, 2025.

The following table shows the movement in lifetime ECL that has been recognized for trade receivables under the simplified approach:

	Lifetime ECL (not credit-impaired) RMB'000	Lifetime ECL (credit-impaired) RMB'000	Total RMB'000
As of January 1, 2025	**284,125**	**115,408**	**399,533**
Impairment losses recognized	**160,999**	**190,848**	**351,847**
Impairment losses reversed	**(161,323)**	**(63,977)**	**(225,300)**
Write-offs	**(21,402)**	**(121,435)**	**(142,837)**
As of December 31, 2025	**262,399**	**120,844**	**383,243**
As of January 1, 2024	310,351	249,500	559,851
Impairment losses recognized	177,449	64,176	241,625
Impairment losses reversed	(161,208)	(41,248)	(202,456)
Write-offs	(42,467)	(157,020)	(199,487)
As of December 31, 2024	284,125	115,408	399,533

The Group writes off a trade receivable when there is information indicating that the debtor is in severe financial difficulty and there is no realistic prospect of recovery, e.g., when the debtor has been placed under liquidation or has entered into bankruptcy proceedings. The Group has taken legal action against the debtors to recover the amount due.

35. Financial instruments (Continued)

35.2 Financial risk management (Continued)

(b) Credit risk and impairment assessment (Continued)

The following tables show reconciliation of loss allowances that has been recognized for other receivables:

	12m ECL RMB'000	Lifetime ECL (credit-impaired) RMB'000	Total RMB'000
As of January 1, 2025	**58,759**	**13,470**	**72,229**
Impairment losses recognized	**23,672**	**4,789**	**28,461**
Impairment losses reversed	**(8,416)**	**(519)**	**(8,935)**
Write-offs	**(7,935)**	**—**	**(7,935)**
As of December 31, 2025	**66,080**	**17,740**	**83,820**
As of January 1, 2024	51,323	16,069	67,392
Impairment losses recognized	30,029	5,980	36,009
Impairment losses reversed	(21,554)	(2,902)	(24,456)
Write-offs	(1,039)	(5,677)	(6,716)
As of December 31, 2024	58,759	13,470	72,229

For all other instruments, the Group measures the loss allowance equal to 12m ECL, unless when there has been a significant increase in credit risk since initial recognition, on which the Group recognizes lifetime ECL. The assessment of whether lifetime ECL should be recognized is based on significant increases in the likelihood or risk of a default occurring since initial recognition.

(c) Liquidity risk

In the management of the liquidity risk, the Group monitors and maintains a level of cash and cash equivalents deemed adequate by the management to finance the Group's operations and mitigate the effects of fluctuations in cash flows.

35. Financial instruments (Continued)

35.2 Financial risk management (Continued)

(c) Liquidity risk (Continued)

The following table details the Group's remaining contractual maturity for its financial liabilities and lease liabilities. The table has been drawn up based on the undiscounted cash flows of financial liabilities based on the earliest date on which the Group can be required to pay. The maturity dates for financial liabilities are based on the agreed repayment dates. The table includes both interest and principal cash flows. To the extent that interest flows are variable rate, the undiscounted amount is derived from interest rate at the end of the reporting period.

	Weighted average interest rate	On demand or less than 1 year RMB'000	Between 1 and 2 years RMB'000	Between 2 and 5 years RMB'000	Over 5 years RMB'000	Total RMB'000	Carrying amount RMB'000
As of December 31, 2025							
Trade payables		**10,663,466**	**–**	**–**	**–**	**10,663,466**	**10,663,466**
Advances from customers		**1,318,192**	**–**	**–**	**–**	**1,318,192**	**1,318,192**
Borrowings	**2.20%**	**635,561**	**269,160**	**2,568,683**	**1,337,422**	**4,810,826**	**4,407,975**
Lease liabilities	**3.74%**	**7,609,662**	**4,604,719**	**5,729,314**	**1,935,656**	**19,879,351**	**18,038,757**
Financial liabilities included in accrued expenses and other payables		**8,817,675**	**–**	**–**	**–**	**8,817,675**	**8,817,675**
Financial liabilities included in other non-current liabilities	**1.43%**	**–**	**2,200,157**	**500,000**	**–**	**2,700,157**	**2,637,405**
Payables to interest holders of consolidated investment funds		**41,612**	**–**	**–**	**–**	**41,612**	**41,612**
		29,086,168	**7,074,036**	**8,797,997**	**3,273,078**	**48,231,279**	**45,925,082**
As of December 31, 2024							
Trade payables		8,568,084	—	—	—	8,568,084	8,568,084
Advances from customers		750,287	—	—	—	750,287	750,287
Borrowings	2.32%	4,614,588	239,181	2,702,394	—	7,556,163	7,228,230
Lease liabilities	4.26%	6,627,235	4,043,673	4,639,842	2,257,503	17,568,253	15,941,503
Financial liabilities included in accrued expenses and other payables		5,920,586	—	—	—	5,920,586	5,920,586
Payables to interest holders of consolidated investment funds		50,999	—	—	—	50,999	50,999
		26,531,779	4,282,854	7,342,236	2,257,503	40,414,372	38,459,689

35. Financial instruments (Continued)

35.2 Financial risk management (Continued)

(d) Capital risk management

The Group's objectives when managing capital are to safeguard the Group's ability to continue as a going concern in order to provide returns for shareholders and benefits for other stakeholders and to maintain an optimal capital structure to enhance shareholders' value in the long-term.

The Group monitors capital (including share capital and reserves) by regularly reviewing the capital structure. As a part of this review, the Company considers the cost of capital and the risks associated with the issued share capital. The Group may adjust the amount of dividends to pay to shareholders, capital to return to shareholders, new shares to issue, shares of the Company to repurchase and debts to raise/repay. In the opinion of the directors of the Company, the Group's capital risk is low.

35. Financial instruments (Continued)

35.3 Fair value measurement of financial instruments

(a) Fair value of the Group's financial assets and financial liabilities that are measured at fair value on a recurring basis

The tables below analyze the Group's financial instruments carried at fair value, by level of the inputs to valuation techniques used to measure fair value:

	Level 1 RMB'000	Level 2 RMB'000	Level 3 RMB'000	Total RMB'000
As of December 31, 2025				
Financial assets				
Equity securities in listed entities	**236,523**	**—**	**—**	**236,523**
Equity investments in unlisted entities	**—**	**2,500**	**259,602**	**262,102**
Preferred shares investments in unlisted entities	**—**	**131,183**	**568,574**	**699,757**
Receivables at FVTOCI	**—**	**—**	**2,750,277**	**2,750,277**
Wealth management products	**—**	**21,789,392**	**—**	**21,789,392**
	236,523	**21,923,075**	**3,578,453**	**25,738,051**
Financial liability				
Payables to interest holders of consolidated investment funds	**—**	**—**	**41,612**	**41,612**
As of December 31, 2024				
Financial assets				
Equity securities in listed entities	354,646	—	—	354,646
Equity investments in unlisted entities	—	2,500	236,935	239,435
Preferred shares investments in unlisted entities	—	126,265	812,390	938,655
Receivables at FVTOCI	—	—	2,063,273	2,063,273
Wealth management products	—	9,694,394	—	9,694,394
	354,646	9,823,159	3,112,598	13,290,403
Financial liability				
Payables to interest holders of consolidated investment funds	—	—	50,999	50,999

35. Financial instruments (Continued)

35.3 Fair value measurement of financial instruments (Continued)

(a) Fair value of the Group's financial assets and financial liabilities that are measured at fair value on a recurring basis (Continued)

The following table gives information about how the fair values of these financial assets and financial liabilities are determined (in particular, the valuation techniques and inputs used):

Financial assets/ financial liability	Fair value as of December 31, 2025 RMB'000	December 31, 2024 RMB'000	Fair value hierarchy	Valuation technique(s) and key input(s)	Significant unobservable input(s)
Financial assets					
Equity securities in listed entities	**236,523**	354,646	Level 1	Quoted bid prices in an active market	N/A
Equity investments in unlisted entities	**2,500**	2,500	Level 2	Recent transaction price	N/A
Equity investments in unlisted entities	**259,602**	236,935	Level 3	A combination of observable and unobservable inputs	DLOM of 13% (2024: 13%), expected volatility of 42% (2024: 40%)
Preferred shares investments in unlisted entities	**131,183**	126,265	Level 2	Recent transaction price	N/A
Preferred shares investments in unlisted entities	**568,574**	812,390	Level 3	A combination of observable and unobservable inputs	DLOM ranging from 10% to 16% (2024: 10% to 21%), expected volatility ranging from 34% to 65% (2024: 29% to 71%)
Receivables at FVTOCI	**2,750,277**	2,063,273	Level 3	Cash flow discounted using risk-adjusted discount rate	Discount rate
Wealth management products	**21,789,392**	9,694,394	Level 2	Cash flow discounted using the expected return based on observable market inputs	N/A
Financial liability					
Payables to interest holders of consolidated investment funds	**41,612**	50,999	Level 3	Net assets value of the investment funds	Net assets value of the investment funds

35. Financial instruments (Continued)

35.3 Fair value measurement of financial instruments (Continued)

(a) Fair value of the Group's financial assets and financial liabilities that are measured at fair value on a recurring basis (Continued)

For the year ended December 31, 2025, fair value changes arose from the financial assets and financial liabilities measured at fair value classified within Level 3 as listed in the table above were insignificant (2024: insignificant). The directors of the Company consider that any reasonable changes in the significant unobservable inputs would not result in a significant change in the Group's results. Accordingly, no sensitivity analysis is presented.

(b) Reconciliation of Level 3 fair value measurements

	Financial assets at FVTPL RMB'000	Equity instruments at FVTOCI RMB'000	Receivables at FVTOCI RMB'000	Payables to interest holders of consolidated investment funds RMB'000
As of January 1, 2025	**812,390**	**236,935**	**2,063,273**	**50,999**
Addition	**10,000**	**—**	**9,179,923**	**—**
Changes in fair value	**(184,466)**	**22,667**	**—**	**(9,387)**
Distribution	**(4,174)**	**—**	**—**	**—**
Settlement or disposal	**—**	**—**	**(8,492,919)**	**—**
Transferred to Level 2	**(57,820)**	**—**	**—**	**—**
Currency translation differences	**(7,356)**	**—**	**—**	**—**
As of December 31, 2025	**568,574**	**259,602**	**2,750,277**	**41,612**
As of January 1, 2024	877,450	255,095	1,802,657	50,305
Addition	—	—	7,841,283	—
Changes in fair value	(55,778)	(18,160)	—	694
Distribution	(4,247)	—	—	—
Settlement or disposal	—	—	(7,580,667)	—
Currency translation differences	(5,035)	—	—	—
As of December 31, 2024	812,390	236,935	2,063,273	50,999

(c) Fair value of financial assets and financial liabilities that are not measured at fair value on a recurring basis

For the financial assets and financial liabilities that are not measured at fair value on a recurring basis, the directors of the Company consider that the carrying amounts of financial assets and financial liabilities except for long-term borrowings recorded at amortized cost in the consolidated financial statements approximate their fair values due to short maturities or the interest rates are close to the market rates.

36. Note to consolidated statement of cash flows

36.1 Reconciliation of profit for the year to cash generated from operations

	Year ended December 31,	
	2025	2024
	RMB'000	RMB'000
Profit for the year	**6,890,045**	7,087,553
Adjustments for:		
Income tax	**442,250**	628,130
Finance costs	**887,122**	1,029,665
Finance income	**(1,096,832)**	(1,462,065)
Share of results of associates and joint ventures	**(4,169)**	(9,196)
Depreciation of property and equipment	**4,813,256**	4,356,512
Depreciation of right-of-use assets	**7,565,482**	7,691,445
Depreciation of investment properties	**14,672**	7,145
Amortization of other intangible assets	**592,553**	608,728
Impairment losses (including reversals of impairment losses) on financial assets	**146,073**	50,722
Impairment loss on long-lived assets	**23,766**	—
Share-based payments	**390,875**	468,499
Loss on disposal of property and equipment	**95,014**	5,632
Gains on disposal of industrial parks	**(31,499)**	(88,796)
Fair value changes of financial instruments at FVTPL	**(661,583)**	(353,334)
Investment (losses)/gains attributable to interest holders of consolidated investment funds	**(9,387)**	694
Foreign exchange (gains)/losses, net	**(89,286)**	34,195
Loss on disposal of an associate	**24,640**	—
Operating cash flows before movements in working capital	**19,992,992**	20,055,529
Increase in inventories	**(237,594)**	(21,510)
Increase in trade receivables	**(3,032,924)**	(1,072,440)
Increase in prepayments, other receivables and other assets	**(1,197,656)**	(908,422)
Decrease in contract assets	**35,848**	9,875
Decrease in trade payables	**(457,007)**	(132,687)
Increase in contract liabilities	**159,229**	83,776
Increase in accrued expenses, other payables and other non-current liabilities	**2,668,559**	1,760,417
Increase in advances from customers	**484,058**	370,553
Cash generated from operations	**18,415,505**	20,145,091

There were no material non-cash investing and financing activities for the year ended December 31, 2025 except disclosed elsewhere in the consolidated financial statements (2024: none).

36. Note to consolidated statement of cash flows (Continued)

36.2 Reconciliation of liabilities arising from financing activities

For the year ended December 31, 2025

	Payables to interest holders of consolidated investment funds	Lease liabilities	Borrowings	Put option arising on acquisition	Deferred consideration payables	Total
	RMB'000	RMB'000	RMB'000	RMB'000	RMB'000	RMB'000
As of January 1, 2025	50,999	15,941,503	7,228,230	423,856	45,046	23,689,634
Financing cash flows	—	(7,554,616)	(2,965,926)	(2,568,943)	(45,046)	(13,134,531)
Investment gains attributable to interest holders of consolidated investment funds	(9,387)	—	—	—	—	(9,387)
New leases entered	—	8,984,303	—	—	—	8,984,303
Currency translation differences	—	(39,068)	—	—	—	(39,068)
Interest expenses	—	680,811	145,671	—	1,369	827,851
Remeasurement	—	—	—	16,982	—	16,982
Acquisition of subsidiaries under common control	—	25,824	—	—	—	25,824
Acquisition of partial interests of subsidiaries	—	—	—	6,243,930	159,325	6,403,255
As of December 31, 2025	41,612	18,038,757	4,407,975	4,115,825	160,694	26,764,863

36. Note to consolidated statement of cash flows (Continued)

36.2 Reconciliation of liabilities arising from financing activities

For the year ended December 31, 2024

	Payables to interest holders of consolidated investment funds RMB'000	Lease liabilities RMB'000	Borrowings RMB'000	Put option arising on acquisition RMB'000	Deferred consideration payables RMB'000	Total RMB'000
As of January 1, 2024	50,305	17,287,201	9,965,326	560,477	444,617	28,307,926
Financing cash flows	—	(7,944,692)	(2,615,681)	(141,285)	(399,571)	(11,101,229)
Investment gains attributable to interest holders of consolidated investment funds	694	—	—	—	—	694
New leases entered	—	5,800,863	—	—	—	5,800,863
Currency translation differences	—	34,954	—	—	—	34,954
Interest expenses	—	763,177	249,062	—	—	1,012,239
Remeasurement	—	—	—	4,664	—	4,664
Non-cash offsetting*	—	—	(370,477)	—	—	(370,477)
As of December 31, 2024	50,999	15,941,503	7,228,230	423,856	45,046	23,689,634

* Representing the offset between the amount due from the Founding Vendors and the Remaining Liabilities as defined in the 2023 Annual Report, upon maturity of such borrowings remained within Deppon Holdco.

37. Particulars of principal subsidiaries and consolidated affiliated entities

37.1 General information of subsidiaries and consolidated affiliated entities

Details of the principal subsidiaries directly and indirectly held by the Company are set out below:

Name of subsidiaries**	Place of incorporation/ registration/ operation	Paid up issued/ registered capital	Proportion ownership interest attributable to the Company as of December 31, 2025	2024	Principal activities
JD Logistics Holding Limited	Hong Kong, China	HKD1,000,000	**100%**	100%	International supply chain business
Jingdong Logistics Investment (Hong Kong) Limited	Hong Kong, China	HKD10,000	**100%**	100%	International supply chain business
Xi'an Jingdong Xuncheng Logistics Co., Ltd.	Chinese mainland	RMB1,550,000,000	**100%**	100%	Freight transportation service
Jingdong Logistics Supply Chain Co., Ltd.	Chinese mainland	RMB10,000,000,000	**100%**	100%	Freight transportation service
Jiangsu Xinchuan Hailian Supply Chain Management Co., Ltd.	Chinese mainland	RMB980,000,000	**100%**	100%	Technology and consulting services
Guangdong Jingdong Xingyou Logistics Co., Ltd.	Chinese mainland	RMB60,000,000	**100%**	100%	Freight transportation service
Jingdong Logistics Transportation Co., Ltd.	Chinese mainland	RMB50,000,000	**100%**	100%	Freight transportation service
Beijing Jingdong Yuansheng Technology Co., Ltd.	Chinese mainland	RMB20,000,000	**100%**	100%	Technology and consulting services
Beijing Yuanyi Freight Forwarding Co., Ltd.	Chinese mainland	RMB6,680,000	**100%**	100%	Freight forwarder business
Deppon Logistics Co., Ltd.	Chinese mainland	RMB1,019,815,388	**79.6%**	73.0%	Transportation, delivery and warehousing services
Kuayue-Express Group Co., Ltd.	Chinese mainland	RMB661,271,496	**80%**	63.6%	Logistics services business
Dajiang Network Technology (Shanghai) Co., Ltd.	Chinese mainland	USD700,000,000	**100%**	N/A	On-demand delivery services business

37. Particulars of principal subsidiaries and consolidated affiliated entities (Continued)

37.1 General information of subsidiaries and consolidated affiliated entities (Continued)

Details of the principal consolidated affiliated entities of the Company are set out below:

Name of consolidated affiliated entities*/**	Place of incorporation/ registration/ operation	Paid up issued/ registered capital	Proportion ownership interest attributable to the Company as of December 31, 2025	2024	Principal activities
Beijing Jingbangda Trade Co., Ltd.	Chinese mainland	RMB1,000,000,000	**100%**	100%	Logistics services business
Guangdong Jingbangda Supply Chain Technology Co., Ltd.	Chinese mainland	RMB100,000,000	**100%**	100%	Courier and warehousing service
Beijing Jingdong Qianshi Technology Co., Ltd.	Chinese mainland	RMB100,000,000	**100%**	100%	Technology and consulting services
Beijing Jingxundi Technology Co., Ltd.	Chinese mainland	RMB10,000,000	**100%**	100%	Courier and warehousing service
Jiangsu Jingxundi Supply Chain Management Co., Ltd.	Chinese mainland	RMB10,000,000	**100%**	100%	Courier and warehousing service
Guangdong Jingxi Logistics Technology Co., Ltd.	Chinese mainland	RMB5,000,000	**100%**	100%	Technology and consulting services
Xi'an Jingdong Xincheng Information Technology Co., Ltd.	Chinese mainland	RMB1,000,000	**100%**	100%	Technology and consulting services
Jiangsu Jingdong Cargo Airlines Co., Ltd.	Chinese mainland	RMB1,100,000,000	**86.4%**	86.4%	Air cargo business

* As described in Note 1, the Company does not have direct or indirect legal ownership in equity of these affiliated entities or their subsidiaries. Nevertheless, under certain Contractual Arrangements entered into with the equity holders of these affiliated entities, the Company and its legally owned subsidiaries have power over these affiliated entities, have rights to variable returns from their involvement with these affiliated entities and have the ability to affect those returns through their power over these affiliated entities, and are considered to have control over these affiliated entities. Consequently, the Company regards these affiliated entities as its indirect subsidiaries.

** The English names of the subsidiaries and consolidated affiliated entities established in the PRC are translated from their registered Chinese names for identification only.

37. Particulars of principal subsidiaries and consolidated affiliated entities (Continued)

37.1 General information of subsidiaries and consolidated affiliated entities (Continued)

The above table lists the subsidiaries and consolidated affiliated entities of the Company that the directors of the Company believe to principally affect the results or assets of the Group. In the opinion of the directors of the Company, to give details of other subsidiaries would result in particulars of excessive length.

The voting power of the subsidiaries and consolidated affiliated entities held by the Company are same with the ownership interest held by the Company.

None of the subsidiaries and consolidated affiliated entities had issued any debt securities during the year ended December 31, 2025 (2024: none).

37.2 Details of non-wholly owned subsidiary and consolidated affiliated entity that have material non-controlling interests

The table below shows details of the subsidiary and the consolidated affiliated entity of the Group that has material non-controlling interests:

Name of subsidiary/ consolidated affiliated entity	Place of incorporation and principal place of business	Proportion of ordinary shares held by non-controlling interests as of December 31,		Proportion of equity interest on fully diluted basis and voting rights held by non-controlling interests as of December 31,		Total comprehensive income allocated to non-controlling interests for the year ended December 31,		Accumulated non-controlling interests as of December 31,	
		2025	2024	**2025**	2024	**2025**	2024	**2025**	2024
						RMB'000	RMB'000	**RMB'000**	RMB'000
Kuayue Express	Chinese mainland	**20.0%**	36.4%	**20.0%**	36.4%	**401,240**	755,387	**2,117,981**	3,412,643
Deppon Logistics	Chinese mainland	**20.4%**	27.0%	**20.4%**	27.0%	**146,222**	201,660	**2,937,281**	4,173,559

37. Particulars of principal subsidiaries and consolidated affiliated entities (Continued)

37.2 Details of non-wholly owned subsidiary and consolidated affiliated entity that have material non-controlling interests (Continued)

Kuayue Express

Summarized financial information of Kuayue Express is set out below. The summarized financial information below represents amounts before intragroup eliminations.

	As of December 31,	
	2025	2024
	RMB'000	RMB'000
Non-current assets	**5,626,884**	5,324,858
Current assets	**11,100,521**	8,356,360
Non-current liabilities	**(1,314,020)**	(1,380,028)
Current liabilities	**(5,145,395)**	(4,570,049)
	10,267,990	7,731,141
Equity attributable to owners of the Company	**8,150,009**	4,318,498
Non-controlling interests of Kuayue Express	**2,117,981**	3,412,643
	10,267,990	7,731,141

37. Particulars of principal subsidiaries and consolidated affiliated entities (Continued)

37.2 Details of non-wholly owned subsidiary and consolidated affiliated entity that have material non-controlling interests (Continued)

Kuayue Express (Continued)

	Year ended December 31,	
	2025	2024
	RMB'000	RMB'000
Revenue	**29,146,580**	23,719,110
Expenses	**(26,636,556)**	(21,645,374)
Profit for the year	**2,510,024**	2,073,736
Total comprehensive income for the year	**2,510,024**	2,073,736
Total comprehensive income for the year attributable to:		
Owners of the Company	**2,108,784**	1,318,349
Non-controlling interests of Kuayue Express	**401,240**	755,387
	2,510,024	2,073,736

	Year ended December 31,	
	2025	2024
	RMB'000	RMB'000
Net cash generated from/(used in):		
Operating activities	**3,979,895**	3,738,131
Investing activities	**(2,741,259)**	(1,759,023)
Financing activities	**(970,489)**	(1,753,671)
	268,147	225,437

	Year ended December 31,	
	2025	2024
	RMB'000	RMB'000
Dividends paid to non-controlling interests	**—**	(364,264)

37. Particulars of principal subsidiaries and consolidated affiliated entities (Continued)

37.2 Details of non-wholly owned subsidiary and consolidated affiliated entity that have material non-controlling interests (Continued)

Deppon Logistics

Summarized financial information of Deppon Logistics is set out below. The summarized financial information below represents amounts before intragroup eliminations.

	As of December 31,	
	2025	2024
	RMB'000	RMB'000
Non-current assets	**9,137,222**	9,157,558
Current assets	**8,145,432**	9,662,732
Non-current liabilities	**(1,819,252)**	(2,007,807)
Current liabilities	**(6,444,147)**	(6,890,805)
	9,019,255	9,921,678
Equity attributable to owners of the Company	**6,081,974**	5,748,119
Non-controlling interests of Deppon Logistics	**2,937,281**	4,173,559
	9,019,255	9,921,678

37. Particulars of principal subsidiaries and consolidated affiliated entities (Continued)

37.2 Details of non-wholly owned subsidiary and consolidated affiliated entity that have material non-controlling interests (Continued)

Deppon Logistics (Continued)

	Year ended December 31,	
	2025	2024
	RMB'000	RMB'000
Revenue	**40,105,234**	40,402,748
Expenses	**(40,794,588)**	(39,675,273)
(Loss)/profit for the year	**(689,354)**	727,475
Other comprehensive income/(loss) for the year	**17,000**	(10,165)
Total comprehensive (loss)/income for the year	**(672,354)**	717,310
Total comprehensive (loss)/income for the year attributable to:		
Owners of the Company	**(818,576)**	515,650
Non-controlling interests of Deppon Logistics	**146,222**	201,660
	(672,354)	717,310

	Year ended December 31,	
	2025	2024
	RMB'000	RMB'000
Net cash generated from/(used in):		
Operating activities	**2,203,602**	3,354,852
Investing activities	**(1,062,321)**	(2,162,771)
Financing activities	**(1,641,362)**	(2,701,236)
	(500,081)	(1,509,155)

	Year ended December 31,	
	2025	2024
	RMB'000	RMB'000
Dividends paid to non-controlling interests	**(29,967)**	(22,211)

38. Pension cost

Full time employees of the Group in the PRC are required to participate in a defined contribution retirement scheme administered and operated by the local municipal government. The Group contributes funds which are calculated on fixed percentage of the employees' salary (subject to a floor and cap) as set by local municipal governments to each scheme locally to fund the retirement benefits of the employees. For the year ended December 31, 2025, pension cost amounted to RMB7,196.0 million (2024: RMB5,572.0 million).

39. Contingencies

The Group did not have any material contingent liabilities as of December 31, 2025 (2024: none).

40. Acquisition of subsidiaries under common control

On October 31, 2025, the Group completed the acquisition of 100% equity interest in Dajiang Network Technology (Shanghai) Co., Ltd. and Dasheng (HK) Investment Limited (collectively referred to as the "**Target Business**") from JD Group. The Target Business is engaged in the provision of local on-demand delivery services. The acquisition of the Target Business is expected to broaden the Group's portfolio of solutions and services, to complement its existing product matrix and business footprint, and to strengthen the Group's last-mile delivery capabilities.

As the Company and the Target Business are under common control of JD.com, Inc. before and after the acquisition, the acquisition has been accounted for as a business combination under common control using the principles of merger accounting. The financial information in the consolidated financial statements is not restated for periods prior to acquisition. The net assets acquired at the date of acquisition were recognized at carrying amount and the difference of RMB2,793.1 million between the consideration and the carrying amount of the net assets acquired were recognized in "other reserves".

Consideration of acquisition

	RMB'000
Cash	1,913,760

40. Acquisition of subsidiaries under common control (Continued)

Acquisition related costs were insignificant and had been recognized as an expense during the year ended December 31, 2025.

Assets acquired and liabilities recognized at the date of acquisition

	Carrying amount RMB'000
Trade receivables	1,195,230
Cash and cash equivalents	805,880
Prepayments, other receivables and other assets	95,474
Restricted cash	76,283
Right-of-use assets	25,455
Property and equipment	3,894
Inventories	3,460
Trade payables	(2,552,389)
Accrued expenses, other payables and other non-current liabilities	(414,981)
Advances from customers	(83,847)
Lease liabilities	(25,824)
Income tax payables	(7,941)
	(879,306)

Net cash outflow on acquisition

	RMB'000
Cash consideration paid	1,913,760
Less: cash and cash equivalents acquired	(805,880)
	1,107,880

Impact of acquisition on the results of the Group

Included in the profit for the year ended December 31, 2025 is a profit of RMB345.3 million attributable to the additional business generated by the Target Business since the acquisition. Revenue for the year ended December 31, 2025 includes RMB8,001.9 million generated by the Target Business since the acquisition.

41. Statement of financial position and reserve movement of the Company

41.1 Statement of financial position of the Company

	As of December 31,	
	2025	2024
	RMB'000	RMB'000
ASSETS		
Non-current asset		
Investments in subsidiaries	**4,701,478**	4,426,089
Total non-current asset	**4,701,478**	4,426,089
Current assets		
Prepayments, other receivables and other assets	**52,285,823**	44,005,779
Cash and cash equivalents	**383,083**	9,701,163
Total current assets	**52,668,906**	53,706,942
Total assets	**57,370,384**	58,133,031
EQUITY AND LIABILITIES		
Equity		
Share capital	**1,050**	1,045
Treasury shares	**(55)**	(60)
Reserves	**77,321,463**	78,159,907
Accumulated losses	**(19,957,247)**	(20,035,129)
Total equity	**57,365,211**	58,125,763
Liabilities		
Current liabilities		
Accrued expenses and other payables	**5,146**	7,240
Income tax payables	**27**	28
Total current liabilities	**5,173**	7,268
Total liabilities	**5,173**	7,268
Total equity and liabilities	**57,370,384**	58,133,031

41. Statement of financial position and reserve movement of the Company (Continued)

41.2 Reserve movement of the Company

	Reserves RMB'000	Accumulated losses RMB'000
As of January 1, 2025	**78,159,907**	**(20,035,129)**
Profit for the year	**—**	**77,882**
Share-based payments	**389,594**	**—**
Exercise of share options and vesting of RSUs	**1,903**	**—**
Currency translation differences	**(1,229,941)**	**—**
As of December 31, 2025	**77,321,463**	**(19,957,247)**
As of January 1, 2024	76,819,572	(20,115,988)
Profit for the year	—	80,859
Share-based payments	532,582	—
Exercise of share options and vesting of RSUs	2,022	—
Currency translation differences	805,731	—
As of December 31, 2024	78,159,907	(20,035,129)

42. Subsequent events

Withdraw the listing of issued shares of Deppon Logistics

On January 13, 2026, Suqian Jingdong Zhuofeng (a wholly-owned subsidiary of the Company and an indirect controlling shareholder of Deppon Logistics), has proposed, and the board of directors of Deppon Logistics has approved, Deppon Logistics to voluntarily withdraw the listing of Deppon Shares from the Shanghai Stock Exchange by way of shareholders' approval at a general meeting of Deppon Logistics as set out in the announcement of the Company dated January 13, 2026 (the "**Announcement**").

Unless otherwise defined, the terms used in this section shall have the same meaning as defined in the Announcement. At the shareholders' meeting of Deppon Logistics held on January 29, 2026, the special resolution to approve the Withdrawal was duly passed by the shareholders of Deppon Logistics by way of poll.

As part of the Withdrawal Proposal, the Purchaser (a wholly-owned subsidiary of the Company) should make the Proposed Cash Option to the Deppon Shareholders to acquire the Deppon Target Shares, at the Option Price of RMB19.0 per Deppon Target Share and the value of the Proposed Cash Option was estimated at approximately RMB3,797.0 million based on the Option Price and assuming that the Proposed Cash Option is exercised by all Deppon Shareholders in full.

42. Subsequent events (Continued)

Withdraw the listing of issued shares of Deppon Logistics (Continued)

A total of 18,190 securities accounts, with a total of 197,259,820 Deppon Shares had submitted the application for the exercise of the Proposed Cash Option. Upon the completion of the Proposed Cash Option, the Group held approximately 99.7% of the total Deppon Shares as set out in the announcement of the Company dated February 25, 2026.

Bank borrowings

Subsequent to December 31, 2025, the Group obtained bank borrowings amounting to RMB3,520.0 million, with term to maturity within 1 year.

DEFINITIONS

"3C"	computer, communication, and consumer electronics
"5% Threshold"	the 5% of the lowest threshold among (i) the assets ratio (based on the total assets of the Group as disclosed in the latest published interim or annual consolidated accounts of the Group), (ii) the revenue ratio (based on the revenue of the Group as disclosed in the latest published annual consolidated accounts of the Group), and (iii) the consideration ratio (based on the total market capitalization of the Company determined by the average closing price of the listed issuer's Shares as stated in the Stock Exchange's daily quotations sheets for the five business days immediately preceding December 31 of the preceding year), under Chapter 14 of the Listing Rules
"ADSs"	American Depositary Shares (each representing two Class A ordinary shares) of JD.com
"affiliate(s)"	with respect to any specified person, any other person, directly or indirectly, controlling or controlled by or under direct or indirect common control with such specified person
"Articles" or "Articles of Association"	the fourth amended and restated articles of association of our Company adopted on June 21, 2024, as amended from time to time
"associate(s)"	has the meaning ascribed to it under the Listing Rules
"Audit Committee"	the audit committee of the Company
"Auditor"	Deloitte Touche Tohmatsu, the auditor of the Company
"Award"	the grant of Award Shares to the Eligible Persons in accordance with the terms of the Post-IPO Share Award Scheme
"Award Shares"	the Shares granted under the Post-IPO Share Award Scheme
"Board"	the board of Directors
"BVI"	the British Virgin Islands
"CG Code"	the Corporate Governance Code set out in Appendix C1 to the Listing Rules, as amended from time to time

"China" or "the PRC"	the People's Republic of China
"Class A ordinary share(s)"	Class A ordinary shares in the share capital of JD.com with par value of US$0.00002 each, conferring a holder of a Class A ordinary share to one vote per share on any resolution tabled at JD.com's general meeting
"Class B ordinary share(s)"	Class B ordinary shares in the share capital of JD.com with par value of US$0.00002 each, conferring weighted voting rights in JD.com such that a holder of a Class B ordinary share is entitled to 20 votes per share on any resolution tabled at JD.com's general meeting
"Companies Act"	Companies Act (As Revised), Cap. 22 of the Cayman Islands, as amended, supplemented or otherwise modified from time to time
"Companies Ordinance"	Companies Ordinance (Chapter 622 of the Laws of Hong Kong), as amended, supplemented or otherwise modified from time to time
"Company ", "our Company", "the Company" or "JD Logistics"	JD Logistics, Inc. (京东物流股份有限公司), an exempted company with limited liability incorporated in the Cayman Islands on January 19, 2012
"connected person(s)"	has the meaning ascribed to it under the Listing Rules
"connected transaction(s)"	has the meaning ascribed to it under the Listing Rules
"Contractual Arrangements"	New Xi'an Jingdong Contractual Arrangements and Guangdong Jingxi Contractual Arrangements
"Controlling Shareholder(s)"	has the meaning ascribed to it under the Listing Rules and unless the context otherwise requires, refers to Jingdong Technology Group Corporation, JD.com, Mr. Richard Qiangdong Liu (劉強東), Max Smart Limited and Fortune Rising Holdings Limited
"Dada"	Dada Nexus Limited
"Dada Group"	Dada and its subsidiaries
"Deppon Group"	Deppon Logistics and its subsidiaries

"Deppon Logistics" or "Deppon"	Deppon Logistics Co., Ltd. (德邦物流股份有限公司), a logistics company established in the PRC
"Director(s)"	the director(s) of our Company
"Global Offering"	the Hong Kong Public Offering and the International Offering as defined in the Prospectus
"Group", "our Group", "the Group", "we", "us", or "our"	the Company, its subsidiaries and the consolidated affiliated entities of the Company from time to time
"Guangdong Jingxi"	Guangdong Jingxi Logistics Technology Co., Ltd. (廣東京喜物流科技有限公司)
"Guangdong Jingxi Contractual Arrangements"	the series of contractual arrangements entered into between Jian Cui (崔建), Dingkai Yu (禹定凱), Jingdong Logistics Supply Chain and Guangdong Jingxi, as detailed in the section headed "Contractual Arrangements" in the Prospectus
"HK" or "Hong Kong"	the Hong Kong Special Administrative Region of the PRC
"Hong Kong dollars" or "HK dollars" or "HKD"	Hong Kong dollars, the lawful currency of Hong Kong
"IFRS"	IFRS Accounting Standards, as issued from time to time by the International Accounting Standards Board
"JD.com"	JD.com, Inc., one of our Controlling Shareholders, a company incorporated in the BVI on November 6, 2006 and subsequently redomiciled to the Cayman Islands on January 16, 2014 as an exempted company registered by way of continuation under the laws of the Cayman Islands and the shares of which are listed on the Main Board (stock codes: 9618 (HKD counter) and 89618 (RMB counter)) under Chapter 19C of the Listing Rules and the ADSs of which are listed on NASDAQ under the symbol "JD"
"JD Group"	JD.com and its subsidiaries and consolidated affiliated entities, excluding our Group

"JD Health"	JD Health International Inc. (京东健康股份有限公司), an exempted company with limited liability incorporated in the Cayman Islands on November 30, 2018 and the shares of which are listed on the Main Board (stock codes: 6618 (HKD counter) and 86618 (RMB counter))
"JD Industrials"	JINGDONG Industrials, Inc. (京东工业股份有限公司), an exempted company with limited liability incorporated in the Cayman Islands on November 5, 2019 and the shares of which are listed on the Main Board (stock code: 7618)
"JD Technology"	Jingdong Technology Holding Co., Ltd. (京东科技控股股份有限公司), and, where the context requires, includes its consolidated subsidiaries from time to time
"Jingdong Logistics Supply Chain"	Jingdong Logistics Supply Chain Co., Ltd. (京東物流供應鏈有限公司), a company established in the PRC and a wholly-owned subsidiary of the Company
"Kuayue Express"	Kuayue-Express Group Co., LTD. (跨越速運集團有限公司)
"Listing"	the listing of the Shares on the Main Board
"Listing Date"	May 28, 2021, the date on which the Shares were listed on the Stock Exchange
"Listing Rules"	the Rules Governing the Listing of Securities on The Stock Exchange of Hong Kong Limited, as amended, supplemented or otherwise modified from time to time
"Main Board"	the stock exchange (excluding the option market) operated by the Stock Exchange which is independent from and operates in parallel with GEM of the Stock Exchange
"Model Code"	the Model Code for Securities Transactions by Directors of Listed Issuers set out in Appendix C3 to the Listing Rules
"New Xi'an Jingdong Contractual Arrangements"	the series of contractual arrangements entered into by and among WFOE, Xi'an Jingdong and the Registered Shareholders
"Nomination Committee"	the nomination committee of the Company

"Placing"	the placement of 150,500,000 Shares to the Placing Agents at the placing price of HKD20.71 for each Share in accordance with the Placing Agreement
"Placing Agents"	Goldman Sachs (Asia) L.L.C., Merrill Lynch (Asia Pacific) Limited, Haitong International Securities Company Limited and UBS AG Hong Kong Branch
"Placing Agreement"	the agreement entered into between the Company and the Placing Agents dated March 25, 2022 in respect of the Placing
"Post-IPO Share Award Scheme"	the post-IPO share award scheme adopted by our Company on May 10, 2021
"Post-IPO Share Option Scheme"	the post-IPO share option scheme adopted by the Company on May 10, 2021
"PRC Legal Adviser"	Shihui Partners, our legal adviser on PRC law
"Pre-IPO ESOP"	the pre-IPO employee share incentive plan adopted by our Company on March 31, 2018
"Previous Contractual Arrangements"	Previous Xi'an Jingdong Contractual Arrangements and the Guangdong Jingxi Contractual Arrangements
"Previous Xi'an Jingdong Contractual Arrangements"	the series of contractual arrangements entered into by, among others, WFOE, Xi'an Jingdong and its then registered shareholders, details of which are described in the section headed "Contractual Arrangements" in the Prospectus
"Prospectus"	the prospectus of the Company dated May 17, 2021
"Registered Shareholders"	Mr. Qin Miao (繆欽), Ms. Yayun Li (李婭雲) and Ms. Pang Zhang (張雱)
"Remuneration Committee"	the remuneration committee of the Company

"Reporting Period"	the year ended December 31, 2025
"RMB" or "Renminbi"	Renminbi, the lawful currency of PRC
"SFO"	Securities and Futures Ordinance (Chapter 571 of the Laws of Hong Kong), as amended, supplemented or otherwise modified from time to time
"Share(s)"	ordinary share(s) in the share capital of our Company with par value of US$0.000025 each
"Shareholder(s)"	holder(s) of our Share(s)
"Stock Exchange" or "Hong Kong Stock Exchange"	The Stock Exchange of Hong Kong Limited
"Subscription"	the subscription by Jingdong Technology Group Corporation of an aggregate of 261,400,000 Shares issued by the Company pursuant to the Subscription Agreement
"Subscription Agreement"	the subscription agreement entered into between the Company and Jingdong Technology Group Corporation dated March 25, 2022 in respect of the Subscription
"subsidiary" or "subsidiaries"	has the meaning ascribed to it thereto in section 15 of the Companies Ordinance
"substantial shareholder(s)"	has the meaning ascribed to it in the Listing Rules
"U.S. SEC"	the Securities and Exchange Commission of the United States
"United States", "U.S." or "US"	the United States of America, its territories, its possessions and all areas subject to its jurisdiction
"US dollars", "U.S. dollars", "US$" or "USD"	United States dollars, the lawful currency of the United States

"WFOE"	Jiangsu Xinchuan Hailian Supply Chain Management Co., Ltd. (江蘇新川海連供應鏈管理有限公司), formerly known as Xi'an Jingxundi Supply Chain Technology Co., Ltd. (西安京迅遞供應鏈科技有限公司), a company established in the PRC and a wholly-owned subsidiary of the Company
"Xi'an Jingdong"	Xi'an Jingdong Xincheng Information Technology Co., Ltd. (西安京東信成信息技術有限公司), a company established in the PRC and a consolidated affiliated entity of the Company
"%"	per cent

JDL 京东物流