INTERNATIONAL
PUBLIC
PARTNERSHIPS

SUSTAINABILITY REPORT

Second Edition, March 2023

OUR PURPOSE IS TO INVEST RESPONSIBLY IN SOCIAL AND PUBLIC INFRASTRUCTURE THAT DELIVERS LONG-TERM BENEFITS FOR ALL STAKEHOLDERS.

We aim to provide our investors with stable, long-term, inflation-linked returns, based on growing dividends and the potential for capital appreciation.

We expect to achieve this by investing in a diversified portfolio of infrastructure assets and businesses which, through our active management, meets societal and environmental needs both now and into the future.

View our company website
www.internationalpublicpartnerships.com

BeNEX, Germany
Photo credit: ODEG

CONTENTS

		PAGE
01.	**INTRODUCTION**	**02**
1.1	A MESSAGE FROM THE CHAIR	03
1.2	INVESTMENT CASE	04
1.3	PORTFOLIO AT A GLANCE	05
1.4	CONTRIBUTION TO THE SUSTAINABLE DEVELOPMENT GOALS ('SDGS')	06
02.	**APPROACH**	**07**
2.1	AIMING TO DELIVER LONG-TERM BENEFITS	08
2.2	GOVERNANCE	09
2.3	INVESTMENT INTEGRATION	10
2.4	ACTIVE MANAGEMENT	11
2.5	CASE STUDY: ACTIVE MANAGEMENT	12
03.	**AREAS OF FOCUS**	**13**
3.1	CLIMATE CHANGE	14
3.3	CASE STUDY: THE FUTURE OF GAS	18
04.	**ESG DISCLOSURES**	**19**
4.1	ESG DATA SELECTION AND FRAMEWORK APPROACH	20
4.2	CONTRIBUTION TO THE SUSTAINABLE DEVELOPMENT GOALS	21
4.3	FINANCED GREENHOUSE GAS EMISSIONS	22
4.4	SUSTAINABLE FINANCE DISCLOSURE REGULATION	24
4.5	SUSTAINABILITY INDICATORS	25
4.6	TCFD DISCLOSURES	26
05.	**LOOKING AHEAD**	**33**
5.1	LOOKING FORWARD WITH JULIA BOND	34
5.2	TARGETS FOR NEXT YEAR	35
06.	**APPENDIX**	**36**
6.1	BASIS OF REPORTING	37
6.2	GHG METRICS METHODOLOGY	38
6.3	BENCHMARKS AND FRAMEWORKS	39
6.4	GLOSSARY	40
6.5	DISCLAIMER	41

FRONT COVER: Durham Regional Courthouse, Ontario, Canada
Photo credit: WZMH Architects of Toronto, Ontario, Canada

INTRODUCTION

1.1 A MESSAGE FROM THE CHAIR 03
1.2 INVESTMENT CASE 04
1.3 PORTFOLIO AT A GLANCE 05
1.4 CONTRIBUTION TO THE SUSTAINABLE DEVELOPMENT GOALS ('SDGS') 06

Cantus, BeNEX, Germany
Photo credit: Martin Ketelhake

1.1 A MESSAGE FROM THE CHAIR

MIKE GERRARD, CHAIR

DEAR READER

Welcome to the 2023 edition of the International Public Partnerships ('the Company', 'INPP') Sustainability Report, which represents another step forward in the disclosure of the Company's approach to sustainability, ESG and responsible investment.

The Company believes that infrastructure has a pivotal role in solving many of the environmental and social challenges faced globally. Not only is new infrastructure required to enable the roll out of clean technologies and systems, but there is also a requirement to improve the sustainability performance of existing infrastructure. The Company shares the view of the recent independent review of the UK Government's Net Zero Strategy, 'Mission Zero'[1], that decarbonising the economy presents the growth opportunity of the 21st Century.

Integrating opportunities into the Company's investment strategy is at the heart of its success. The Company works closely with its Investment Adviser, Amber Infrastructure Limited ('Amber', the 'Investment Adviser') to position itself for new opportunities. The result of this relationship is well demonstrated through the Company's recent Offshore Electricity Transmission ('OFTO') acquisitions. The Company has become a market leader in the OFTO sector, with a combined total of over 40 years of operational performance and a portfolio with the capacity to transmit nearly 1.5 GW of renewable electricity – equivalent to the electricity needs of an estimated 2.7 million UK homes. Not only has this provided a good financial investment opportunity, it also contributes to the UK's carbon reduction targets and the United Nations Sustainable Development Goals ('SDGs').

The Company's ESG Committee provides a forum for discussion, support and challenge with respect to ESG matters, including the adoption of policies by the Company in relation to both investments and divestments, as well as Amber's asset management activities and reporting policies.

With investments spanning several geographies and sectors, the Company, and its shareholders, are subject to various regulations and evolving views on ESG best practice. The Company remains committed to aligning its disclosures with regulatory and shareholder expectations and is delighted with the number of shareholders who have requested meetings with the Amber ESG team.

Feedback from these meetings has been instrumental in progressing the Company's approach, including the development of this Sustainability Report and shaping the work plan for the ESG Committee. A summary of the changes to the Company's ESG reporting is provided below.

REGULATORY ALIGNMENT AND DISCLOSURES

The Company recognises that regulations, such as the EU Sustainable Finance Disclosure Regulation ('SFDR'), will affect many of its shareholders and, in 2022, the Company categorised itself as an Article 8 Financial Product ('FP'). Since this categorisation, the EU Commission has finalised the SFDR Regulatory Technical Standards ('RTS'). As such, the Company has now elected to disclose additional sustainability indicators that its shareholders require for their own regulatory requirements.

CLIMATE CHANGE

Over the period, the Company has been further developing its approach to climate change risk identification and assessment. Working with Amber, the Company has developed a robust climate change risk assessment framework which comprises a third-party risk screening tool to quantify the physical risk of climate change. The results of this third-party assessment support the Company's view that its portfolio has a high degree of financial resilience to climate change. Please refer to **pages 14 – 16** for more detail.

NET ZERO

During the year, the Company quantified the greenhouse gas ('GHG') emissions of its portfolio; and this report provides a summary of those emissions that are allocated to the Company in line with emerging best practice ('financed emissions'). This 2022 baseline will allow the Company to monitor its financed emissions and to track the progress made through GHG reduction initiatives across its investments. However, the Company believes that further work is required by regulators and standard providers to appropriately consider the attribution of emissions for concession-based investments which are typical for the infrastructure sector. To this end, the Company is fully supportive of Amber's engagement with the Task Force on Climate-related Financial Disclosures ('TCFD') endorsed accounting framework, the Partnership for Carbon Accounting Financials ('PCAF'), to help further develop appropriate methodologies for the infrastructure sector.

The Company has also increased its cooperation with its public sector clients to reduce emissions from existing investments, and to ensure that all assets continue to help deliver on international commitments.

In addition, the Company is pleased to be supporting the Infrastructure and Projects Authority ('IPA'), the UK government's centre of expertise for infrastructure and major projects, in developing a sector-based approach to emissions disclosure and net zero.

The Company also continues to engage with relevant net zero governing bodies to bring about a workable approach for infrastructure investments within the existing frameworks.

CONCLUDING REMARKS

I and my fellow directors, hope that you find this update on the Company's commitment to sustainability and wider ESG considerations both informative and useful. The extent of new and especially quantitative information in this report, illustrates just how much progress has been made since our initial report, published in 2021, both as regards to knowledge within the infrastructure sector and our own portfolio reporting.

We are grateful for the support of all the Company's stakeholders and are confident that, through continued close alignment, the infrastructure sector will play an ever more central role in delivering a sustainable future for society. It is an important time to be at the forefront of infrastructure investment and we are motivated by the opportunity to drive positive change and support the continued sustainable growth of the Company.

MIKE GERRARD
CHAIR
30 March 2023

1. https://assets.publishing.service.gov.uk/government/uploads/system/uploads/attachment_data/file/1128689/mission-zero-independent-review.pdf

1.2 INVESTMENT CASE

01

PREDICTABLE, LONG-TERM, INFLATION-LINKED CASH FLOWS

Continuing to deliver consistent financial returns for investors through dividends and capital growth.

- Resilient, inflation-linked cash flows
- Focus on growing predictable dividends
- Principally regulated or contracted government-backed revenues
- Originate investments with stable, longterm cash flows and potential growth attributes, whilst maintaining a balanced portfolio of assets

Dublin Criminal Courts
Dublin, Ireland

02

RESPONSIBLE APPROACH TO INVESTMENT

The Company is committed to integrating ESG considerations across the investment lifecycle. In doing so, it aims to reduce risk, drive value creation and provide benefits for its stakeholders.

- Article 8 Financial Product, as categorised under Sustainable Finance Disclosure Regulation ('SFDR')
- Positive environmental and social characteristics
- Alignment with UN-backed Principles for Responsible Investment ('PRI'), SDGs and the Task Force on Climate-related Financial Disclosures ('TCFD')

Gold Coast Light Rail, Australia
Photo credit: TransLink, Department of Transport and Main Roads

03

DIVERSIFIED PORTFOLIO OF LOW-RISK INFRASTRUCTURE ASSETS

The Company seeks to build a diversified portfolio of investments with low exposure to market demand risks.

- Investing in infrastructure assets delivering essential public services
- Investments are diversified across sectors and developed geographies
- Low correlation to other asset classes
- Active management of assets to mitigate risks and create value for all stakeholders



Thames Tideway Tunnel, UK
Photo credit: Tideway

04

SPECIALIST INVESTMENT ADVISER

The Company has a long-standing relationship with Amber Infrastructure Limited ('Amber', the 'Investment Adviser'). Amber has sourced and managed the Company's assets since IPO in 2006[1].

- Amber is a specialist international infrastructure investment manager and one of the largest independent teams in the sector with over 170 employees internationally
- Amber adopts a full-service approach and is a leading investment originator, asset and fund manager with a strong track record
- Local presence with personnel and offices across the geographies in which the Company invests



1. The Company has a first right of refusal over qualifying infrastructure assets identified by Amber, and for US investments, by Amber's long-term investor, US Group, Hunt Companies ('Hunt').

1.3 PORTFOLIO AT A GLANCE

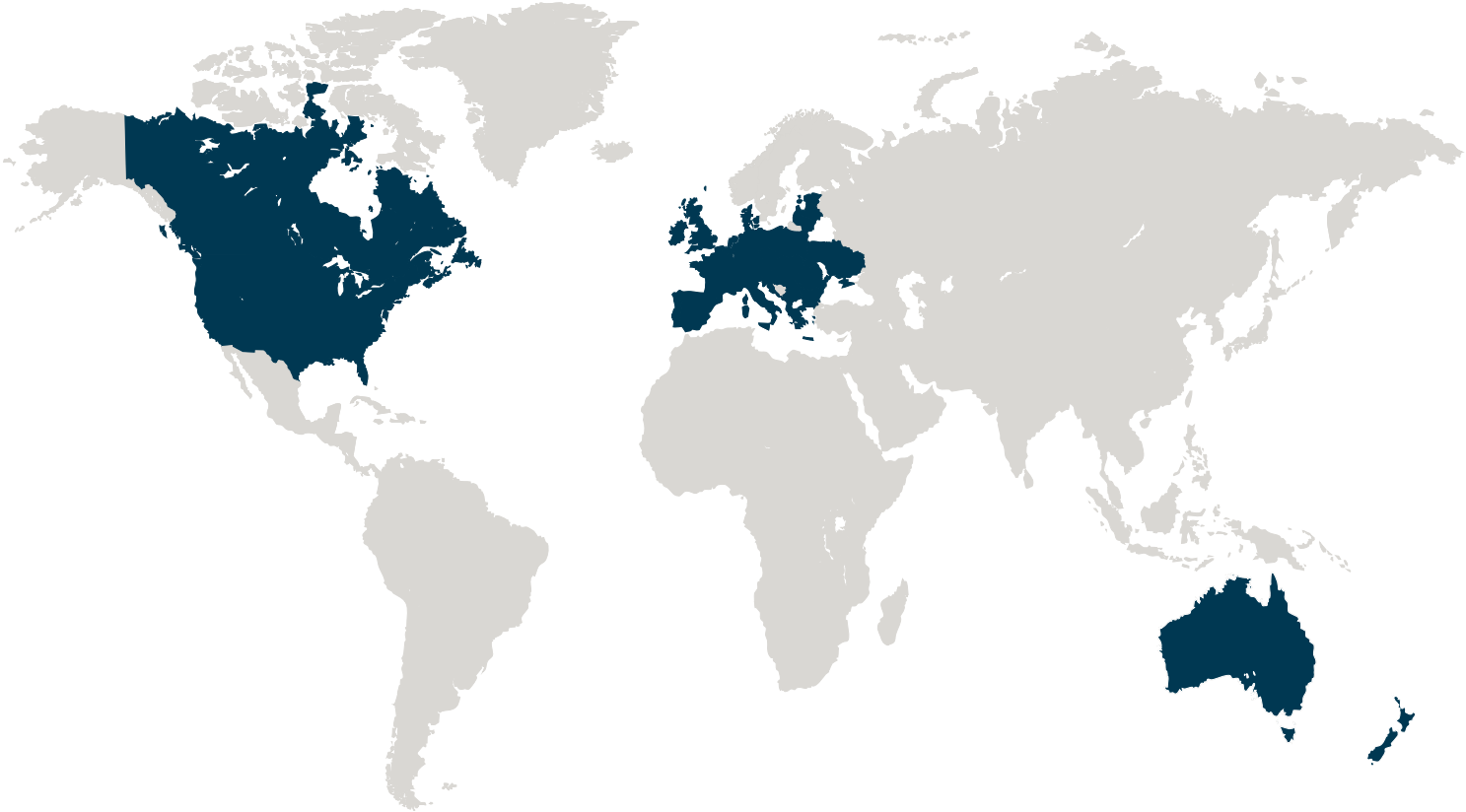

SUSTAINABILITY HIGHLIGHTS

6 CLEAN WATER AND SANITATION

37,000,000 m³

The three components of the London Tideway Improvements will work conjunctively to reduce discharges in a typical year by c.37 million cubic metres

4 QUALITY EDUCATION

>173,000

Students attending schools developed and managed by the Company

7 AFFORDABLE AND CLEAN ENERGY

>2,700,000

Estimated equivalent number of homes powered by renewable energy transmitted through offshore transmission investments

11 SUSTAINABLE CITIES AND COMMUNITIES

>154,000,000

Annual passenger journeys through sustainable transport investments

SECTOR BREAKDOWN

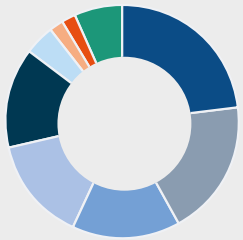

- Energy Transmission **23%**
- Transport **19%**
- Education **15%**
- Gas Distribution **15%**
- Waste Water **14%**
- Health **4%**
- Digital **2%**
- Courts **2%**
- Other **6%**

INVESTMENT LIFE

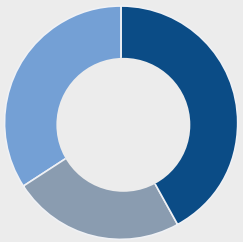

- <20 years **42%**
- 20–30 years **24%**
- >30 years **34%**

GEOGRAPHIC SPLIT

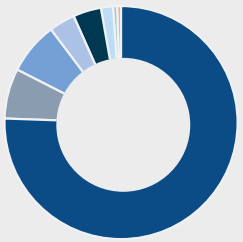

- UK **76%**
- Australia **7%**
- Belgium **7%**
- Germany **4%**
- US **4%**
- Canada **1%**
- Ireland **<1%**
- Denmark **<1%**

1.4 CONTRIBUTION TO THE SUSTAINABLE DEVELOPMENT GOALS ('SDGS')

The Company supports the 2030 Agenda for Sustainable Development adopted by the UN Member States in 2015. Alignment with the SDGs is a key part of the Company's approach to Environmental, Social and Governance ('ESG') integration. The Company contributes towards the SDGs in two main ways; the positive environmental and social characteristics of its investments and its approach to active asset management.

POSITIVE ENVIRONMENTAL AND SOCIAL CHARACTERISTICS

The Company's investments support the targets set by the SDGs. Examples include:

GOOD HEALTH AND WELLBEING
The Company has investments in c.40 health facilities, including the award-winning Royal Children's Hospital in Melbourne providing access to quality essential health-care services.

QUALITY EDUCATION
Good infrastructure is at the base of quality education. By investing directly in c.260 education facilities, the Company can support the provision of effective learning environments for all.

CLEAN WATER AND SANITATION
The Thames Tideway Tunnel is the largest infrastructure project undertaken within the UK privatised water industry.

AFFORDABLE AND CLEAN ENERGY
Through the Company's investments in offshore transmission investments, it is supporting the provision of affordable and clean energy.

INDUSTRY, INNOVATION AND INFRASTRUCTURE
The Company's £3.0bn portfolio is invested into quality, reliable and resilient infrastructure.

SUSTAINABLE CITIES AND COMMUNITIES
The Company's investments in transport provide safe, affordable and accessible transportation.

PEACE, JUSTICE AND STRONG INSTITUTIONS
Through the provision of high-quality judicial buildings, the Company is supporting effective, accountable, and transparent institutions at all levels.

ACTIVE MANAGEMENT

The Company's investments have positive environmental and social characteristics. However, there are also potential adverse impacts from any investment which need to be managed responsibly.

To reduce adverse impacts and improve environmental and social contributions, the Company aims to manage investments in line with the spirit of the SDGs. Alongside relevant performance standards and regulations, the Company draws on the SDGs to help guide its approach. These are outlined below:

GOOD HEALTH AND WELLBEING
By ensuring all investments robustly manage the health, safety and wellbeing of their end-users and workforce, the Company can support SDG 3.

GENDER EQUALITY
The Company asks all investments to implement a strong diversity and inclusion policy. By ensuring investments consider inclusion of all kinds, the Company can support SDG 5.

CLEAN WATER AND SANITATION
Through the responsible use and management of water resources, the Company's investments can support the goals of SDG 6.

AFFORDABLE AND CLEAN ENERGY
By considering energy efficiency measures and the purchase or production of renewable energy, the Company can actively support SDG 7.

DECENT WORK AND ECONOMIC GROWTH
By ensuring that our investments provide long term, sustainable employment and promote skills development, the Company can actively support SDG 8.

REDUCED INEQUALITIES
Through the implementation of diversity and inclusion policies, the Company's investments can provide employment opportunities for all and ensure they are inclusive to all end users actively supporting SDG 10.

RESPONSIBLE CONSUMPTION AND PRODUCTION
By seeking out re-usable and recyclable equipment and incorporating circular principles into the lifecycle management of assets, the Company's investments can actively support SDG 12.

CLIMATE ACTION
By strengthening the resilience and adaptive capacity of investments to the physical risks of climate change, the Company can actively support SDG 13.

LIFE ON LAND
By actively considering and managing the impact of new and existing infrastructure on biodiversity and ecosystems, the Company can actively support SDG 15.

INDUSTRY, INNOVATION AND INFRASTRUCTURE
By upgrading and retrofitting infrastructure with greater adoption of clean and environmentally sound technologies, the Company can actively support SDG 9.

APPROACH

2.1 AIMING TO DELIVER LONG-TERM BENEFITS 08
2.2 GOVERNANCE 09
2.3 INVESTMENT INTEGRATION 10
2.4 ACTIVE MANAGEMENT 11
2.5 CASE STUDY: ACTIVE MANAGEMENT 12

Angel Trains, UK
Photo credit: Angel Trains

2.1 AIMING TO DELIVER LONG-TERM BENEFITS

OUR PURPOSE IS TO INVEST RESPONSIBLY IN SOCIAL AND PUBLIC INFRASTRUCTURE THAT DELIVERS LONG-TERM BENEFITS FOR ALL STAKEHOLDERS.

We aim to provide our investors with stable, long-term, inflation-linked returns, based on growing dividends and the potential for capital appreciation.

We expect to achieve this by investing in a diversified portfolio of infrastructure assets and businesses which, through our active management, meets societal and environmental needs both now and into the future.

To deliver on its purpose, the Company recognises the need to continually assess potential impacts of its investments and operations. To support it in this aim, the Company draws on Amber's award-winning Sustainability and Innovation Programme, 'Amber Horizons'.

Sustainability is a key topic at the Board's annual strategy day and presents a regular opportunity to consider the macro environment as it relates to infrastructure.

The Company's Board and the Investment Adviser also meet on a quarterly basis, during which time they review the risks facing the Company.

AMBER HORIZONS

Amber regularly undertakes in-house research to keep an informed view of emerging trends that could also lead to new investment opportunities or have the potential to impact the performance of the Company's existing investments. These processes involve researching current ESG issues, but also extend to emerging technology trends due to environmental and social drivers. This research informs the Company's approach to origination and investment asset management. Examples of key trends being monitored and researched by Amber include:

TECHNOLOGY

NEW MOBILITY

CLEAN ENERGY TRANSITION

DIGITALISATION

MODERN METHODS OF CONSTRUCTION

ENVIRONMENT

FLOODING AND SEA LEVELS RISING

INCREASING TEMPERATURES

AIR QUALITY

BIODIVERSITY

SOCIETY

PANDEMICS

INVESTOR PREFERENCES

AGEING POPULATIONS

CONFLICT

2.2 GOVERNANCE

SUSTAINABILITY AND ESG GOVERNANCE

The Company's Board of Directors is committed to high standards of governance and has put in place a framework for corporate governance, which it believes is appropriate for an investment company that is a member of the FTSE 250 and FTSE All-Share Indices.

The Board is responsible to shareholders for the overall direction and oversight of the Company, for agreeing its strategy, monitoring its financial performance, and setting and monitoring its risk appetite. This includes ESG and this section summarises the Company's approach to ESG Governance. For more information on the Board's approach to all corporate governance matters, please refer to the Company's **Annual Report**.

THE ROLE OF THE BOARD AND COMMITTEES

The Board sets the strategy for the Company and makes decisions on changes to the portfolio (including approval of acquisitions, disposals and valuations). Through Committees, and the use of external independent advisers, it manages the governance and risks of the Company. The Board has a majority of independent directors – currently six of the seven directors are independent.

The Board is committed to maintaining the appropriate balance of skills, gender, knowledge and experience among its members to ensure strong leadership of the Company. When appointing Board members, its priority will always be based on merit, but will be influenced by the strong desire to ensure Board diversity amongst its Board members. The Board currently has four female directors making the gender balance 57% female and 43% male. Currently, the Management Engagement Committee Chair, the ESG Committee Chair, the Nomination and Remuneration Committee Chair and the Risk-Sub Committee Chair positions are all held by female directors. Prior to Claire Whittet's retirement in May 2022, she held the role of SID. In addition, post-year end, the Company was listed as one of the FTSE 250's 'Top 10 Best Performers' for gender diversity in the FTSE Women Leaders review 2022 and thirteenth in the 'FTSE 350's Investment Trust Rankings 2022 Women on Boards only'. The Board has concluded that it is of an appropriate size relative to the assets of the Company, with good diversity of skills, gender and experience. However, we are aware of the need to add further diversity to the Board and will consider this in our succession planning in the coming years.

The Board has overall responsibility for ESG considerations and for ensuring they are fully integrated into all aspects of the investment and asset management strategies. The ESG Committee provides a forum for discussion, support and challenge, with respect to ESG. This includes the policies adopted by the Company in relation to both investments and divestments and those of its Investment Adviser with respect to Amber's asset management activities, and reporting on such matters to the ESG Committee and Board. The ESG Committee meets quarterly and full Terms of Reference can be viewed on the **Company's website**.

In addition to the ESG Committee, ESG responsibilities are applied through the Investment, Audit and Risk, and Management Engagement Committees. The Company's Management Engagement Committee reviews the effectiveness of ESG integration by the Investment Adviser.

ROLE OF THE INVESTMENT ADVISER

Amber is responsible for implementing the Company's ESG policies within its day-to-day activities. This includes the integration of ESG considerations through investment origination and management of the Company's investments.

Amber's Executive Committee is responsible for the stewardship of its business and affairs. The Executive Committee discharges its sustainability responsibilities directly through its internal Risk Committee, ESG Steering Committee, Diversity and Inclusion Sub-Committee and Corporate Social Responsibility ('CSR') Sub-Committee.

The ESG Steering Committee is chaired by its Chief Operating Officer. The Committee's primary role is to integrate and strengthen its ESG considerations within investment and asset management activities at a corporate level. The Investment Adviser is supported by a dedicated ESG team.

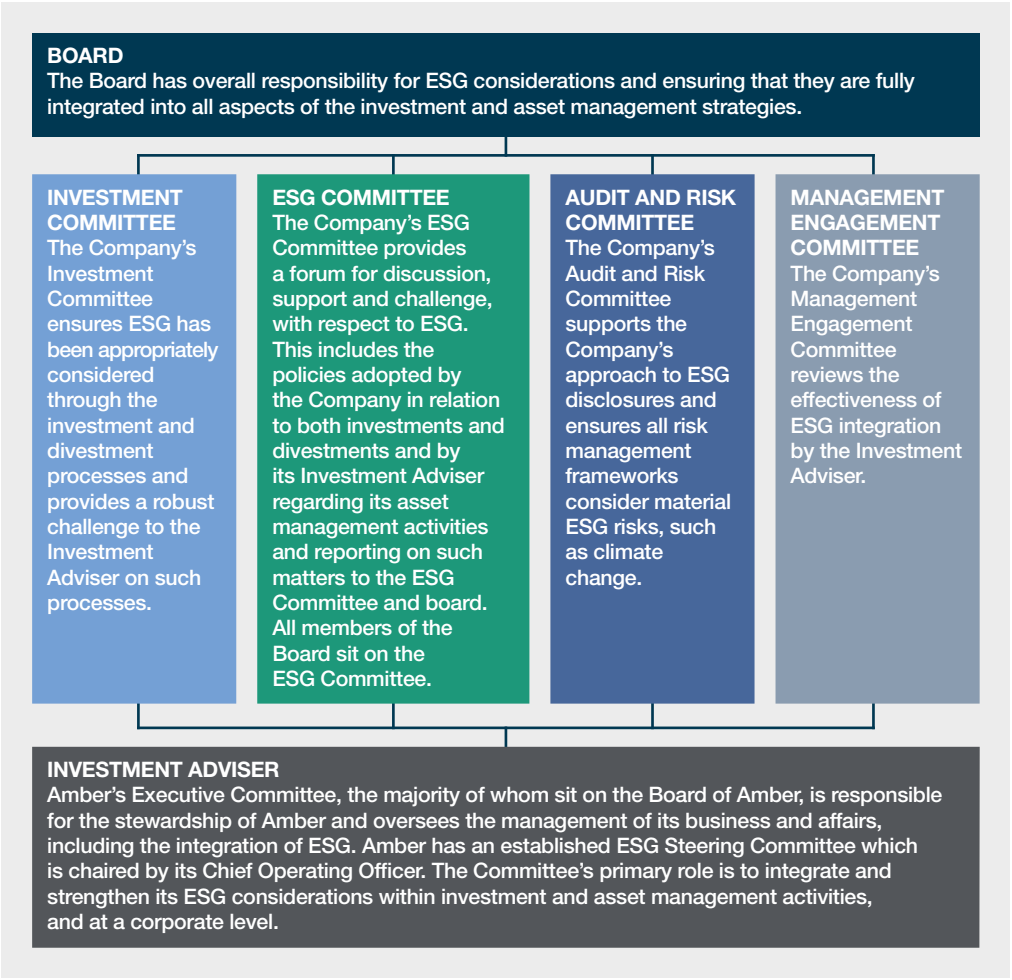

Amber's ESG Steering Committee also has a direct interface with the Company's ESG Committee, ensuring the Company is able to monitor the ESG performance of the portfolio and is briefed on emerging ESG risks and opportunities, to inform the Company's strategy.

For more information, please refer to Amber's Sustainability Report, which can be found on the **Investment Adviser's website**.

2.3 INVESTMENT INTEGRATION

The Company's approach to sustainability and ESG integration helps it identify, assess, manage, monitor and disclose material ESG risks and opportunities across the investment lifecycle.

The Company does this through transaction screening, due diligence, execution, active management, reporting and optimisation to exit investments, as described in the adjacent diagram.

Amber has a dedicated team of in-house ESG specialists supporting investments and acquisitions, product development, asset management and reporting. The Company has a well-established framework for ESG issues, which it promotes and applies across the portfolio. The ESG framework is designed to reflect the specific nature of the Company's business structure, operations, investments and stakeholders and is fully integrated with the investment process.

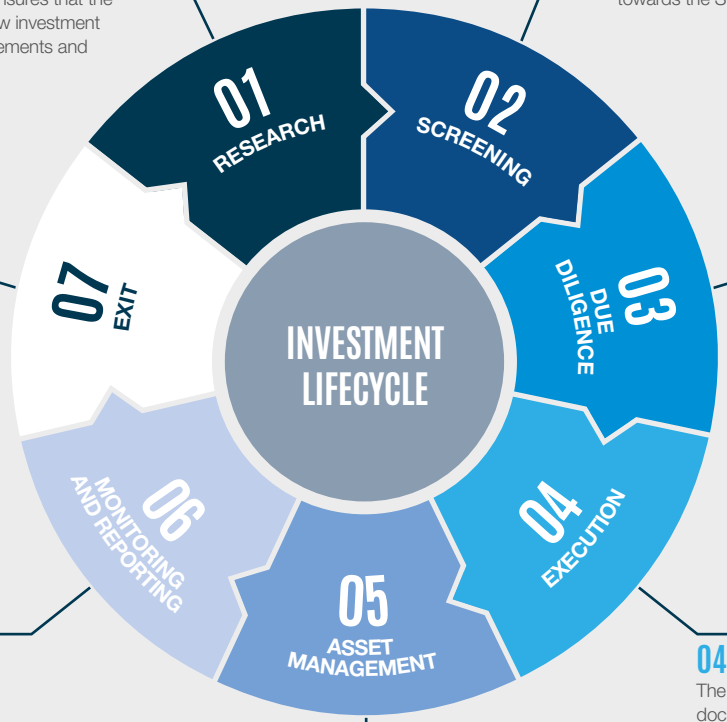

01 RESEARCH

Amber undertakes targeted research that examines the potential for new investment opportunities. The future-focused insights that its award-winning 'Amber Horizons' programme provides, complements the Investment Adviser's culture of primary investment origination. This approach ensures that the Company is positioned to take advantage of new investment sectors that meet its risk-return and ESG requirements and create value over the long term.

02 SCREENING

All investments are initially screened against the Company's exclusion criteria, and for any ESG 'red flags'. The screening also includes consideration of EU Taxonomy eligibility, SFDR categorisation requirements and positive contribution towards the SDGs.

03 DUE DILIGENCE

Amber undertakes a bespoke due diligence on all potential investments, guided by the investment's location, asset type and risk profile. The deal teams work closely with the ESG team to develop comprehensive ESG due diligence scopes to ensure aspects such as EU Taxonomy, SFDR and TCFD requirements are considered prior to investment. Any items that require addressing post-investment are built into Environmental and Social Action Plans.

04 EXECUTION

The Company seeks to build ESG clauses into documentation with its investments, including Environmental and Social Action Plans that are prepared at the due diligence stage. This incorporates any actions required to ensure environmental and social safeguarding, or more ambitious targets such as alignment with EU Taxonomy Technical Screening Criteria or net zero strategies.

05 ASSET MANAGEMENT

Where possible, Amber's specialist asset management teams monitor the delivery of Environmental and Social Action plans and other agreed targets, such as alignment with EU Taxonomy Technical Screening Criteria. ESG Key Performance Indicators ('KPIs') and risks are incorporated into reporting, risk management systems and objectives.

06 MONITORING AND REPORTING

Amber's asset management team is responsible for monitoring assets and reporting to the Company's Investment Adviser's ESG Steering Committee. This process covers a comprehensive set of ESG data, including energy and carbon metrics. The Investment Adviser's ESG Steering Committee then formally reports to the Company's ESG Committee on a quarterly basis. Reports are produced to inform the Board of any underlying issues on the assets that may require additional time and resource to resolve.

07 EXIT

ESG considerations are considered through the entire lifecycle, to the eventual exit from the investment, or at the point of hand back to public sector clients. The Company aims to enhance value by ensuring investments are on a sustainable pathway, in line with recognised performance standards and business case assumptions.

2.4 ACTIVE MANAGEMENT

2022 KPI PERFORMANCE

To help streamline ESG data for financial reporting and to monitor progress at the portfolio level, the Company tracks a set of KPIs, which will evolve over time as it seeks to continue to improve the sustainability performance of its investments. KPIs apply to all investments where the Company has a majority equity investment, or a minority equity holding over £2 million.

The 2022 ESG KPI results demonstrates the progress that the Company's investments have made during the year to establish strong governance processes and effective management of environmental and social risks.

In 2021, the Principles for Responsible Investment ('PRI') Pilot Reporting Framework methodology introduced a significant change to the grading system from an alphabetical (A+ to E) system to a numerical (1 to 5 stars) system. As such, the Company adjusted the KPI to reflect the new scoring methodology and is pleased that Amber was awarded the highest rating of five stars in the 2021 assessment for both the Investment and Stewardship Policy and the Infrastructure modules.

Following the collection of additional sustainability indicators over the course of 2022 (page 25), the Company now has a more detailed picture of the ESG performance of its investments which will inform the Company's review of its ESG KPIs in 2023.

ESG KPI	Target	**31 December 2022**	31 December 2021
1. Contribution to Sustainable Development Goals. Positive SDG contribution for new investments	100%	**100%**	100%
2. Investment Adviser ESG Integration Performance. Investment Adviser PRI score[1]	5*	**5***	A+ (2020)
3. Robust corporate governance. Investments with appropriate policies and procedures concerning: Health and Safety, Sustainability, Equality, Diversity and Inclusion, Modern Slavery and Human Rights, Conflicts of interest, Anti-corruption and financial crime risk, Tax and transparency	100%	**100%**	96%
4. Environmental performance. Investments with appropriate systems and processes in place to improve environmental performance. Specific indicators include:			
4.1 Investments with an environmental management system	100%	**98%**	95%
4.2 Investments with initiatives to improve environmental performance of material issues	100%	**91%**	79%
5. Health and safety performance. Investments with appropriate systems and processes in place to improve health and safety performance. Specific indicators include:			
5.1 Investments with health and safety management system	100%	**100%**	97%
5.2 Investments with initiatives to improve health and safety performance	100%	**100%**	93%
6. Greenhouse gas management. Investments with appropriate systems and processes in place to support management of energy efficiency and greenhouse gases. Specific indicators include:			
6.1 Investments monitoring Scope 1 and 2 emissions	100%	**100%**	94%
6.2 Investments with initiatives to improve energy efficiency and greenhouse gas performance	100%	**91%**	88%

Epinay Business and Enterprise School, UK
Photo credit: Epinay Business and Enterprise School, UK

1. Grading system updated to numerical in 2022. 5* is the highest awardable score.

2.5 CASE STUDY:

ACTIVE MANAGEMENT

APPROACH TO ACTIVE MANAGEMENT

The Investment Adviser's approach to active asset management has been fundamental to the Company's performance since its initial public offering ('IPO'). Amber has a dedicated team of over 45 asset managers with sector expertise and presence across the geographies in which INPP is invested. The Investment Adviser's asset management team is responsible for the oversight and optimisation of the Company's investments with the key focus being to deliver long-term benefits for stakeholders by meeting or exceeding performance targets. The Investment Adviser's involvement varies depending on the nature of the investment; it either manages the day-to-day activities of the investment or exercises its responsibilities through board representation and engagement with management teams.

SUSTAINABILITY AIM – REDUCE CONSUMPTION OF NATURAL RESOURCES, WORK TOWARDS ELIMINATION OF WASTE TO LANDFILL AND MOVE TOWARDS A CIRCULAR ECONOMY

The Company is committed to identifying ways to improve resource efficiency and support the communities in which it works. During the course of 2022, through its Investment Adviser, the Company has worked with the specialist agent Collecteco to support local communities through the donation of fixtures, fittings and equipment no longer suitable for use in social infrastructure investments. Collecteco partners with companies across the UK to generate social value, net zero and circular economy benefits by donating furniture and equipment to charities, schools, community groups, NHS trusts and other not-for-profit good causes.

During 2022, this resulted in the following positive impacts through the Company's approach to asset management: £370,863 value of end-of-life equipment donated to the community, 19 good causes supported, 112,700 $kgCO_2e$ avoided and 89,774 kg diverted from landfill.

> "The Company is committed to identifying ways to improve resource efficiency and support the communities in which it works"

PRIMARY SDGS SUPPORTED

£370,863
Value of end-of-life equipment donated to the community

19
Good causes supported

112,700 $kgCO_2e$
Avoided

89,774 kg
Diverted from landfill

Epinay Business and Enterprise School, UK
Photo credit: Epinay Business and Enterprise School, UK

AREAS OF FOCUS

3.1 CLIMATE CHANGE 14
3.2 NET ZERO 17
3.3 CASE STUDY: THE FUTURE OF GAS 18

Thames Tideway Tunnel, UK
Photo credit: Tideway

3.1 CLIMATE CHANGE

Climate change presents both transitional and physical risks and opportunities to the Company's investments. As such, it continues to be a high priority for the Company which is voluntarily working to achieve alignment with the recommendations of the Financial Stability Board's TCFD.

Throughout 2022 the Company has undertaken the following tasks to develop its approach to considering climate risks and opportunities. These are summarised below, along with TCFD disclosures on page 26.

01

DEVELOPED AND IMPLEMENTED AN ENHANCED CLIMATE RISK ASSESSMENT METHODOLOGY AND FRAMEWORK

The Company engaged Willis Towers Watson ('WTW') to develop a robust approach to assessing climate risks across its portfolio. This included supporting the Company to:

- Identify potential physical and transition climate related risks and opportunities in the portfolio
- Evaluate available platforms/tools for assessing climate risks across the portfolio and advise on their caveats/limitations
- Provide clear steps to translate the outputs of the platforms into metrics relevant for the Company's valuation models
- Develop and test a climate risk assessment framework for use with new and existing investments

During 2022, the Company used this framework to qualitatively assess its entire portfolio and quantitively assess a selection of investments where possible. For more information on the outcome of this review, please refer to pages 15 – 16.

02

CO-CREATED QUANTITATIVE CLIMATE RISK SCREENING TOOL WITH RMS

To reflect its commitment to developing a robust approach to considering climate risks, the Company undertook a detailed review of 10 climate risk tools and catastrophe model providers. The following criteria were used to assess suitability:

- Covers the Company's sectors and geographies
- Covers relevant hazards, scenarios and time horizons
- Allows for user-adjusted availability thresholds
- Considers business interruption
- Uses recent observations for present-day risk assessment
- Uses multiple climate models for future assessment
- Third-party risk scoring methodology

Following this extensive exercise, the Company engaged with its preferred provider, RMS, to develop an infrastructure solution for the Company.

The outputs of the screening provide both a climate risk score aggregated for all risk hazards across each investment, along with granular scores for each hazard (e.g. flooding).

03

ENHANCED DUE DILIGENCE

The Company strengthened its due diligence requirements to help assess climate risks and opportunities for new investments. Depending on ESG categorisation[1], investments are now required to:

- Assess EU Taxonomy eligibility and alignment
- Apply climate risk screen using the RMS tool
- Consider SFDR Principal Adverse Indicators[2]
- Be compatible with the Company's SFDR binding environmental and social commitments

04

COMPLETED GREENHOUSE GAS QUANTIFICATION FOR THE COMPANY

The Company quantified its financed emissions for the 2022 calendar year[3]. This 2022 baseline will allow the Company to monitor its financed emissions and to track the progress made through Greenhouse Gas ('GHG') reduction initiatives across its investments.

The majority of the carbon data was sourced directly from the Company's investee companies. For its PPP investments, the Company's Investment Adviser collected carbon source data, which it then used to quantify the associated GHG emissions using its in-house carbon tool.

The Company apportioned GHG emissions from each investment's Scope 1 and 2 emissions by drawing on current best practice guidance. However, the Company has identified that further work is required by the industry to develop a more suitable method for attributing emissions for infrastructure investments. This is particularly true for concession-based investments. The Company is supportive of Amber engaging with various reporting initiatives to support the development of suitable methods for the Infrastructure investment sector.

Further detail on the Company's methodology and a breakdown of INPP's financed emissions can be found in section 4.3.

1. The Company uses a process of environmental and social categorisation to reflect the magnitude of risks and impacts as part of the review of environmental and social risks and impacts of a proposed investment. The level of due diligence undertaken is commensurate with the perceived risk.
2. As per the definitions of the 14 core indicators listed in Annex 1 of the Delegated Regulation (EU) 2022/1288 (the Delegated Act'), consisting of nine environmental disclosures and five social indicators.
3. 97% coverage of the portfolio.

3.1 CLIMATE CHANGE CONTINUED

PHYSICAL RISK ASSESSMENT

The table below summarises the process undertaken to consider the climate risk of the portfolio.

QUALITATIVE SCREENING

- The portfolio is initially screened qualitatively against a longlist of 13 climate hazards, by tracing the transmission channels from a hazard to its physical impact on an asset and the potential consequent financial implications for the Company, in light of the specific business models/investment contracts of the assets. The output of this screening is a shortlist of relevant hazards and assets that could potentially be financially affected by climate impacts.

QUANTITATIVE SCREENING – PRESENT DAY

- Potential at-risk locations are quantitatively screened for present day physical climate impacts (pluvial flood, fluvial flood, coastal flood, extreme wind and tropical cyclone), using RMS's present day screening tool and their in-house climate risk scoring framework. Potential impacts are quantified as Annual Average Loss and Business Interruption and risk scores are provided.
- Where it is not possible for the Company to undertake quantitative screening of present-day risks for investments using RMS, INPP will engage management of investee companies to request a quantitative risk assessment.

QUANTITATIVE SCREENING – FUTURE SCENARIOS

- Screening for physical risks under potential forward-looking scenarios is conducted using RMS's screening tool, for the hazards and geographies currently available.
- All assets with at least a 10 year remaining investment horizon, and constituting at least 1% of the projected portfolio value, are screened for physical climate risk under future climate scenarios (including those classified as high risk from the 'Quantitative Screening: Present day' step). The Company uses RCP4.5 and RCP8.5[1] for scenario analysis.

ASSET-LEVEL ASSESSMENTS

- Higher risk assets identified at the 'Quantitative Screening: Present Day' step or the 'Quantitative Screening: Future Scenarios' step undergo an Asset-Level Risk Assessment. These risk assessments are conducted through a combination of one or more of the following: (a) contract review (to evaluate whether physical risks could result in financial impacts for the Company), (b) sensitivity testing on the inputs to the Company's financial valuation models (to explore whether financial impacts could be material), and/or (c) through engagement with the portfolio company to request a deep dive asset level risk assessment.

RISK MANAGEMENT OPTIONS

- Where an 'Asset-level Assessment' indicates material physical risks, risk management options are identified to manage the risks to the asset and/or portfolio to acceptable levels. Options include: avoid; mitigate; transfer (including insurance); accept; divest; diversify; and hedge.

1. RCP8.5 (Business as Usual) corresponds to 3.7 degree Celsius rise by end of the century due to low or no effort to reduce emissions; and RCP4.5 (Middle Path) corresponds to 1.8 degree Celsius rise by end of the century due to moderate efforts to reduce emissions.

PHYSICAL RISK INSIGHTS

Key findings from the climate impact assessment are:

- All of the Company's investments are exposed to physical climate hazards of varying types and severity.
- Following the qualitative review of 13 hazards, flood, tropical cyclone, extreme wind and heat were identified as the most significant. Other hazards could affect particular assets, but do not pose a widespread risk.
- For some investments, climate change and extreme weather may damage physical assets, cause business interruption and create additional costs for maintenance and upgrades.
- Many of these physical risks would not result in financial losses for the Company because several mitigations are in place, including contractual arrangements and insurance.
- 101 investments have been quantitatively screened using the RMS climate risk screening tool across 295 individual locations. This number excludes investee companies that are undertaking their own assessments due to complexity (e.g. Family Housing for Service Personnel).
- The vast majority (100) were assessed as extremely low or very low risk. One investment was assessed to be at low risk due to one of the locations being at a higher risk of flooding. Although not financially material to the Company, the Investment Adviser will engage with the local authority to support the development of an appropriate mitigation strategy.
- Based on the current assessment, the potential financial impact across the portfolio is not expected to be material.

At the portfolio level, the results demonstrate the overall financial resilience of the portfolio, enable better climate reporting, provide Board-level feedback on risk, and help inform future acquisition screening and strategic portfolio construction.

NEXT STEPS

- The results of the assessment will be used by Amber's Asset management team and the investment management teams to continue to develop and inform risk mitigation strategies over time, increase climate resilience and develop potential opportunities.
- Some hazards are not currently addressed by the climate risk assessment methods and will require bespoke research. This includes the impact of heat, which is a challenge for the infrastructure sector in general and the Company will continue to work with WTW and Risk Management Solutions ('RMS') to identify a method to quantitatively screen heat risks.
- Engage with investee companies where the RMS risk screening tool was not appropriate to to assess some assets, including Cadent and BeNEX.
- The Company's Audit and Risk Committee will continue to monitor risks annually, noting any material changes to the current assessment.

13
Hazards qualitatively assessed

5
Priority hazards quantitively screened

101
Investments quantitatively screened

100
Investments extremely low or very low risk

1
Investment low risk

3.1 CLIMATE CHANGE CONTINUED

TRANSITION RISK ASSESSMENT

The table below summarises the process undertaken to consider the climate risk of the portfolio.

QUALITATIVE SCREENING

- The assets in the portfolio are initially screened qualitatively according to sector-level transition risk scenarios that compare transition risks and opportunities under a transition vs. business-as-usual scenario. Initial screening can also identify strategic risks and opportunities at the portfolio level, as a global climate transition is expected to have varied impacts across business sectors, worldwide.

ASSET-LEVEL ASSESSMENT

- For those assets where climate transition could potentially affect cash flows directly, a deep-dive risk assessment is conducted by the portfolio companies. These risk assessments are conducted through a combination of one or more of the following: (a) contract review (to evaluate whether transition risks could result in financial impacts for the Company), and/or (b) sensitivity testing on the inputs to the Company's financial valuation models (to explore whether financial impacts could be material).

RISK MANAGEMENT OPTIONS FOR TRANSITION RISK

- Transition risk management actions (e.g. investment/divestment) could affect the physical risk profile of the asset and the portfolio as a whole. Any change to the individual investments or the composition of the portfolio should prompt a re-assessment of physical risks for the relevant assets (whether existing or newly acquired).

ASSESSING TRANSITIONAL RISKS AND OPPORTUNITIES

Transition risk has been assessed qualitatively under a Business-As-Usual ('BAU') and 2°C Transition scenario, as advised by WTW. BAU encapsulates current market expectations whilst the 2°C Transition scenario captures the structural changes required to limit warming to well below 2°C above pre-industrial levels. The qualitative comparison of the two scenarios shows the directional impact of a transition on relevant financial metrics.

TRANSITION RISK INSIGHTS

- Only a few of the Company's assets face transition risks due to the nature of their contracted or regulated returns.
- A large portion of the Company's investments are availability-based assets where the cash flows are based on making the asset available in a pre-agreed manner. The cash flows from such investments are largely insulated from changes to the net zero transition, but may require the Company to support its public sector clients deliver any variations required due to a change in legislation.
- The changes arising from a transition to a low-carbon economy have the potential to be wide-ranging, including adapting to the decarbonisation of heat, increased electrification of transportation and other systems previously dependent on fossil fuels, and decarbonisation of construction. It is expected infrastructure will continue to play a key role and the Company believes the portfolio to be well-placed for the transition to net zero.

NEXT STEPS

- The results of the assessment will be used by Amber's asset management team and the investments management teams to develop and inform risk mitigation strategies over time, increase climate resilience and develop potential opportunities.
- The Company's Audit and Risk Committee will continue to monitor risks annually, noting any material changes to the current assessment.
- The Company will continue to engage with investee companies to support them in undertaking a transitional climate risk assessment in line with TCFD recommendations.

OPPORTUNITIES

OFTOS

Offshore wind generation in Europe (and globally) will be higher in a transition scenario than in a BAU scenario, providing the Company with the opportunity to expand its portfolio of OFTO assets.

RAIL

Rail passenger demand in a climate transition scenario, compared to a market expectations scenario, is expected to rise in many parts of the world and would present opportunities to invest at different stages of the rail value chain.

3.2 NET ZERO

OUR APPROACH

Infrastructure is fundamental to unlocking a low carbon future and is increasingly the focus of government net zero legislation and funding. In order to have a chance of limiting global warming to 1.5ºC, compared to pre-industrial levels, a rapid and extensive investment in sectors including energy and transportation is required.

Through the investments that it makes, the Company is helping to support the shift to net zero. This includes infrastructure that directly enables net zero, such as the Company's OFTO portfolio in the UK, or its global passenger rail investments that provide low-carbon transport.

In follow-on to its investments, the Company's active approach to asset management means it is continuously exploring opportunities to reduce the carbon footprint of its portfolio and add long-term value to its investments.

INVESTMENT DECISION MAKING

In 2021, the Company strengthened the alignment of its investment activities with the objectives of the Paris Agreement and will not invest in any infrastructure projects or associated businesses that do not have the potential to directly support or align with transition to a low carbon future. As a result, the Company's Investment Adviser has enhanced its screening and due diligence processes. In addition, investments are reviewed against the technical criteria of the EU Taxonomy's Climate Mitigation objective, with any areas for improvement being consolidated into an Environmental and Social Action Plan to be implemented post-financial close.

INVESTMENT MANAGEMENT

Throughout the lifetime of its investments, the Company looks to develop environmental and social performance, and reduce GHG emissions wherever possible. Whilst the Company seeks to influence all investments, its level of control can vary significantly between investment types. Fundamentally, the Company is required to deliver the contracts and concessions that have been prescribed by local and national governments. Where the Company has sufficient control, the Investment Adviser's asset management team will aim to work with investee companies and public sector clients to develop plans that will put them on a pathway to reduce emissions in line with the objectives of the Paris Agreement.

During the period, the Company has been focused on cooperation with its public sector clients to identify opportunities for GHG reductions across its PPP investments. In addition, Amber is part of a working group with the IPA in the UK, focused on developing a programme for net zero in the social infrastructure sector. Through this sector approach, Amber has quantified the GHG emissions of each of the Company's social infrastructure investments and has begun trialling detailed site-level net zero surveys.

NEXT STEPS

Going forward, Amber's ESG team will continue to engage with portfolio companies, supporting them to establish GHG trajectories, develop GHG targets and set out pathways towards net zero where required and possible. Investments, where the Company has appropriate levels of control, will be the primary focus.

Whilst the Company will continue to work with its public sector clients to help identify a trajectory towards net zero for its investments, it recognises there may be limitations to what can be achieved in isolation. The Company will continue with it participation in the IPA's net zero working group, and the sharing of carbon reduction initiative experiences and opportunities amongst the participants, following an expansion of site-level net zero surveys.

Following the comprehensive quantification of the Company's financed emissions, the Investment Adviser's ESG specialists will continue to monitor the GHG emissions across the portfolio. In addition, they will ensure that future investments have adequate measures in place to provide GHG data each period.

The Company recognises that the construction of infrastructure can involve processes that create embodied carbon, which needs to be considered within the life-of-asset measurement of greenhouse gas emissions. This is of course an industry-wide challenge. The Company is closely monitoring government policy developments as well as the progress being made to reduce embodied carbon within construction supply-chains such as for cement and steel. Drawing on the experience of the Company's investments, including Tideway, it will continue to explore how best to minimise these impacts.

The Company remains focused on reducing emissions at a systemic level and recognises that there may be instances where emissions from infrastructure may have to increase to deliver reduced emissions elsewhere. For example, by shifting air travel passengers to rail travel, one would expect to see emissions rise for train operating companies but drop overall as a result of fewer flights. As such, the Company will continue to monitor the development of emissions quantification and target-setting guidance specific to the infrastructure asset class and the relevant sectors within the portfolio.

East Anglia One
OFTO, UK

CASE STUDY

OFFSHORE WIND TRANSMISSION

With 10 OFTO investments and a further one at preferred bidder stage, the Company is well placed to support the UK Government's net zero ambitions.

The Company's OFTO investments have an offshore wind transmission capacity to transmit nearly 3.2 GW of renewable electricity – equivalent to the electricity needs of an estimated 2.7 million UK homes.

CASE STUDY

PASSENGER RAIL

The Company has 5 passenger rail investments, which provide one of the least carbon intensive modes of transport to over 154 million passenger journeys each year.

The modal shift from carbon-inefficient road transport to public transport modes is a key feature of most governmental strategies towards net zero.

3.3 CASE STUDY:

THE FUTURE OF GAS

The Company has a 7.25% interest in National Grid's gas distribution networks ('GDNs'), acquired as part of the Quad Gas Group consortium's initial purchase of a 61% interest in the GDNs on 31 March 2017 (now known as Cadent). The Consortium made a further investment in 2019, increasing its ownership to 100%.

CADENTS ROLE IN NET ZERO

Cadent has set a net zero target, and believes that the best way to keep customers warm whilst enjoying the flexibility of gas, is to use the existing network to deliver greener gases such as biomethane and hydrogen.

When hydrogen is burned, no carbon emissions are released. Hydrogen can be used for heat, power and even fuel for large vehicles such as HGVs. Hydrogen holds a lot of energy so it's suitable for transporting large amounts of energy to where it's needed.

A brief summary of Cadent's work in this area is provided below.

BLENDING HYDROGEN

HyDeploy[1] is a pioneering hydrogen energy project designed to help reduce UK CO_2 emissions and reach the Government's net zero target for 2050. As the first ever live demonstration of hydrogen in homes, HyDeploy aimed to prove that blending up to 20% volume of hydrogen with natural gas is a safer and greener alternative.

The project has provided evidence that customers do not have to change their cooking or heating appliances to take the blend, which means less disruption and cost. It also confirmed from initial findings, that customers will not notice any meaningful difference when using the hydrogen blend.

INDUSTRIAL HYDROGEN

HyNet North West[2] is a significant clean growth opportunity for the UK. It is a low-cost, deliverable project which meets the major challenges of reducing carbon emissions from industry, domestic heat and transport.

HyNet North West is based on the production of hydrogen from natural gas. It includes the development of a new hydrogen pipeline and the creation of the UK's first carbon capture and storage ('CCS') infrastructure. CCS is a vital technology to achieve the widespread emissions savings needed to meet the 2050 carbon reduction targets, as outlined in the UK Government's 10-point plan.

The new infrastructure built by HyNet is readily extendable beyond the initial project, and provides a replicable model for similar programmes across the UK.

HYDROGEN HOME

The UK's first homes with household appliances fuelled entirely by hydrogen were built in Low Thornley, Gateshead, providing the public a glimpse into the potential home of the future where no carbon emissions are released. The two semi-detached homes, funded with the help of the UK government's Hy4Heat[3] Innovation programme, demonstrate how hydrogen has the potential to be used as a clean replacement to natural gas in the home.

PRIMARY SDGS SUPPORTED

THE BENEFITS OF HYDROGEN FOR HEATING

01 ENERGY SECURITY
Low-carbon hydrogen can be made in the UK.

02 REMOVING CARBON EMISSIONS FROM HEATING
When hydrogen is burned as a fuel, it doesn't produce harmful CO_2 emissions. This would save around 2.5 tonnes of CO_2 per annum, in the average UK home.

03 JOB CREATION
Developing a UK hydrogen economy could support over 12,000 jobs by 2030, according to analysis by the UK Government.

04 REPURPOSED INFRASTRUCTURE
A changeover of the existing gas infrastructure for hydrogen supports future sustainable energy supply with reasonable economic effort and supports a circular economy.

05 A SIMPLE CHANGE
Most of the UK's homes already use gas boilers. These can be replaced with versions that run on hydrogen.

1. https://hydeploy.co.uk/
2. https://hynet.co.uk/
3. https://www.hy4heat.info/

ESG DISCLOSURES

4.1 ESG DATA SELECTION AND FRAMEWORK APPROACH 20

4.2 CONTRIBUTION TO THE SUSTAINABLE DEVELOPMENT GOALS 21

4.3 FINANCED GREENHOUSE GAS EMISSIONS 22

4.4 SUSTAINABLE FINANCE DISCLOSURE REGULATION 24

4.5 SUSTAINABILITY INDICATORS 25

4.6 TCFD Disclosures 26

Dudgeon OFTO.
Photo credit: Jan Arne Wold/Equinor

4.1 ESG DATA SELECTION AND FRAMEWORK APPROACH

APPROACH TO RESPONSIBLE INVESTMENT DISCLOSURES

The Company believes its investments have positive environmental and social characteristics, as per its categorisation as an Article 8 Financial Product. The following data has been collected to demonstrate those positive characteristics and support the Company's shareholders to meet their own regulatory requirements.

APPROACH TO USING SUSTAINABILITY FRAMEWORKS

Part of the process for data selection involves using international sustainability frameworks and reporting standards as a guidance. There are several frameworks with which the Company aligns fully or partially (i.e. the Company uses the framework as a starting point from which to develop accounting practices). A full list of frameworks is listed in the Appendix on page 39.

OTHER ESG FRAMEWORKS

The Company will continue to monitor other developing ESG frameworks closely, such as the EU sustainability reporting standards drafted by the European Financial Reporting Advisory Group ('EFRAG') as part of the Corporate Sustainability Reporting Directive ('CSRD'). The Company will also closely follow the developments of the IFRS Foundation's International Sustainability Standards Board ('ISSB') in their aim of establishing global sustainability disclosure standards. The Company aims to grow its use of ESG frameworks as they further harmonise their work into a comprehensive, global platform for corporate sustainability reporting.

SUSTAINABLE DEVELOPMENT GOALS

The Company supports the 2030 Agenda for Sustainable Development adopted by UN Member States in 2015. Alignment with the SDGs is a key part of the Company's approach to ESG integration. The Company contributes towards the SDGs in two main ways; the positive environmental and social characteristics of the Company's investments and its focus on active management. For more information regarding the Company's work with the SDGs, see pages 06 and 21.

SUSTAINABLE DEVELOPMENT GOALS

SUSTAINABLE FINANCE DISCLOSURE REGULATION

The SFDR requires financial market participants ('FMPs') marketing an FP into an EU member state to comply with the disclosure obligations found therein. As a self-managed alternative investment fund ('AIF'), INPP qualifies as an Alternative Investment Fund Manager ('AIFM') pursuant to the Alternative Investment Fund Managers Directive ('AIFMD'), it is therefore an FMP and an FP for the purposes of the SFDR. Given that INPP is marketed into Ireland, the Company meets the two-pronged test captured by the SFDR. Whilst the Company will provide SFDR disclosures in the manner prescribed by the regulation, it also aims to supplement these disclosures with further detail within this report.

EU TAXONOMY

The Company does not currently consider alignment with the EU Taxonomy, but is taking steps to assess potential alignment as part of its SFDR Article 8 categorisation, during 2023.

TASK FORCE ON CLIMATE-RELATED FINANCIAL DISCLOSURES

The Company is aware of the transitional and physical impacts of climate change on the resilience of its business as recommended by the TCFD. By endorsing and aligning its practices and anticipated reporting with the TCFD recommendations, the Company has crystallised its understanding and disclosure of climate-related risks and opportunities. TCFD implementation is integrated into the Company's strategy, risk management, governance practices, and reporting. For more details, see (pages 26–32).

TCFD TASK FORCE ON CLIMATE-RELATED FINANCIAL DISCLOSURES

PARTNERSHIP FOR CARBON ACCOUNTING FINANCIALS

The Company's financed emissions have been quantified in accordance with the Partnership for Carbon Accounting Financials ('PCAF') Financed Emissions Standard, which aligns with GHG disclosures set out in the definitions of the 14 core indicators listed in Annex 1 of the SFDR RTS as well as the TCFD's recommended metrics for asset managers.

4.2 CONTRIBUTION TO THE SUSTAINABLE DEVELOPMENT GOALS

The Company draws on the SDGs to demonstrate the positive environmental and social characteristics of its investments. This page highlights the primary SDGs that are supported by the Company's investments, alongside alignment of the full portfolio by fair value. Please refer to page 06 for more information on the Company's approach to SDG alignment.

The chart below shows the alignment of the Company's portfolio with the core SDGs described above, by investments at fair value as at 31 December 2022.

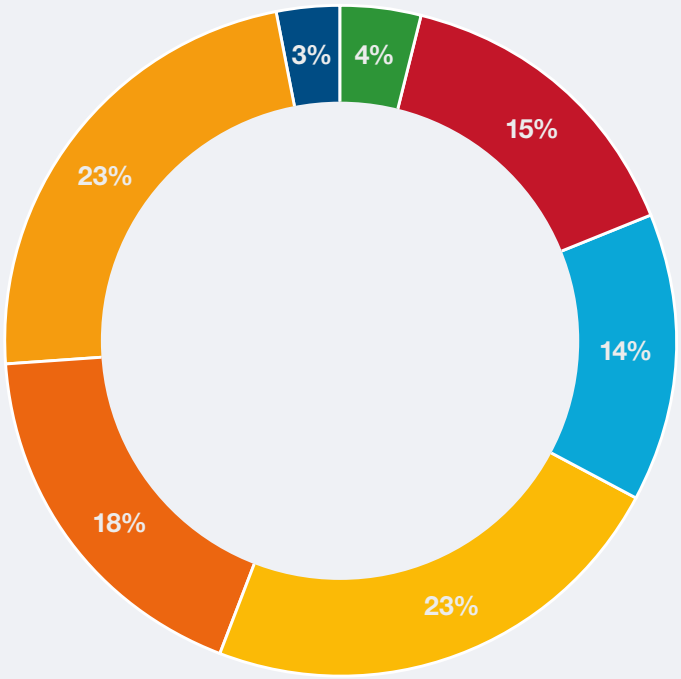

- 3 – Good Health and Well Being **4%**
- 4 – Quality Education **15%**
- 6 – Clean Water and Sanitation **14%**
- 7 – Affordable and Clean Energy **23%**
- 9 – Industry, Innovation and Infrastructure **18%**
- 11 –Sustainable Cities and Communities **23%**
- 16 – Peace, Justice and Strong Institutions **3%**

3 GOOD HEALTH AND WELL-BEING

>650,000

Patients treated in healthcare facilities developed and maintained by the Company

4 QUALITY EDUCATION

>173,000

Students attending schools developed and maintained by the Company

6 CLEAN WATER AND SANITATION

37,000,000 m³

The three components of the London Tideway Improvements will work conjunctively to **reduce discharges** in a typical year by about 37 million cubic metres

7 AFFORDABLE AND CLEAN ENERGY

>2,700,000

Estimated equivalent number of homes powered by renewable energy transmitted through offshore transmission investments

8 DECENT WORK AND ECONOMIC GROWTH

>12,500

Jobs supported across all investments

11 SUSTAINABLE CITIES AND COMMUNITIES

>154,000,000

Annual passenger journeys through sustainable transport investments

4.3 FINANCED GREENHOUSE GAS EMISSIONS

APPROACH

As part of its focus on aligning investments with the objectives of the Paris Agreement, the Company seeks to monitor GHG emissions across its portfolio and supports decarbonisation initiatives where possible.

The Company actively manages all investments, supported by its Investment Adviser. The degree to which the Company can influence its financed emissions, varies according to investment type. In current carbon accounting models, ownership of GHGs associated with investments and lending activities, is considered part of a financial institution's carbon footprint. Specifically, GHG protocol accounting standards define these GHGs as Scope 3 Category 15 investment emissions or 'financed emissions'.

For PPP investments, and some operating businesses and regulated investments, the Investment Adviser's asset management team aims to ensure that GHG emissions are monitored.

Where the Company is a minority stakeholder, or for its debt investments, it typically has limited influence over operational activities, and in some cases may not have access to GHG or activity data. However, GHG impacts and data availability have now been incorporated at the screening and due diligence phases for every new investment, where possible. Where data is not available, the Company will work collaboratively to support investments with their own ESG reporting.

Quantifying the financed emissions of the investment portfolio is important for the Company to help support its public sector clients to develop decarbonisation strategies and to better understand its own climate related transition risks.

MEASUREMENT

During 2022, the Company's Investment Adviser undertook a data collection exercise to capture a complete set of Scope 1 and 2 emissions data for all of its investments.

The Company requested Scope 1 and 2 emissions as a minimum from all of its operating businesses and regulated investments, as well as Scope 3 emissions where available.

For PPP investments, where the Company holds a majority equity share, Amber collected comprehensive GHG activity data (e.g. energy consumption), which was used to quantify Scope 1,2 and 3 emissions using its bespoke carbon tool.

The Company's financed emissions were quantified, on an operational control basis[1], in accordance with the PCAF Financed Emissions Standard, which aligns with GHG disclosures set out in the SFDR PAIs as well as the TCFD's recommended metrics for asset managers. Amber is engaging with PCAF directly to inform the development of additional attribution methodologies that will aim to better reflect the nature of concession-based infrastructure investments.

This approach included the attribution of financed emissions to the Company using a ratio of the value of the Company's investment in relation to the total equity and debt of an investment, or the company value, as set out in the PCAF standard. Further information on this approach can be found in section 6.2.

Establishing a 2022 baseline will allow the Company to monitor the climate mitigation progress of its investments; help direct focus for decarbonisation initiatives; and inform the Company's approach to net zero.

DATA QUALITY

Wherever possible, the Company has collected GHG emissions from its investee companies. For all PPP investments, the Investment Adviser's bespoke carbon tool has been utilised to quantify GHG emissions using activity data.

In a handful of cases where physical activity data was not available, the Investment Adviser has estimated the data using industry benchmarks e.g. floor area energy intensities.

The Company has self-assessed the data quality of its financed emissions, in line with the PCAF approach, and has quantified a weighted data quality score of 2.0 for its portfolio GHG emissions (High Quality = 1 Low Quality = 5), with over 95% of the data coming from either GHG emissions reported by the investments or quantified by the Investment Adviser using primary GHG source data.

1. Emissions from a financial institutions' loans and investments are reported under their scope 3 category 15 (investments) emissions.

4.3 FINANCED GREENHOUSE GAS EMISSIONS CONTINUED

INPP SCOPE 3 FINANCED EMISSIONS INDICATORINPP Scope 3 financed emissions indicator	Scope	31 December 2022
Total attributed GHG emissions (tCO_2e)	Scope 1 of investments	**36,667**
	Scope 2 of investments	**10,311**
	Total	**46,978**
Carbon footprint (tCO_2e/£m invested)	**Total**	**27**
GHG intensity of investments (tCO_2e/£m revenue)	**Total**	**145**

PORTFOLIO EMISSIONS

As described on the previous page, the Company has applied the PCAF guidance to calculate its total attributed GHG emissions (the Company's Scope 3 category 15 investment emissions). This includes the Scope 1 and 2 emissions of each investment, attributed to the Company based on its proportional share of the equity and debt in each investment.

The carbon footprint metric, which aligns with PCAF's 'economic emission intensity', is the Company's total attributed emissions normalised by the total equity and debt which the Company invests across the portfolio.

For the GHG intensity of investments metric, the Company has applied the TCFD recommended approach for calculating a Weighted Average Carbon Intensity ('WACI'). This metric gives an indication of the overall emissions intensity of the underlying operations of INPP's investments without any attribution calculations and is a way of indicating a portfolio's exposure to transitional risks of climate change. Whilst the metric will fluctuate as the GHG emissions of each investment decrease / increase it will also vary year-on-year based on the investments' revenue and is therefore sensitive to economic factors.

Further information on the Company's GHG emissions metrics can be found in the Appendix.

REDUCTION INITIATIVES

Whilst the Company's level of control can vary significantly across the investments, it seeks to encourage GHG emissions reduction initiatives wherever possible. A few recent decarbonisation highlights across the portfolio have been summarised below:

RAIL

Passenger transport will be an enabler of a net zero economy, and electrified rail is integral to this. Across the Company's rail investments, carbon is being reduced through the electrification of rolling stock and supporting infrastructure.

For example, in March 2022, Reliance Rail, which provides the maintenance of 78 electrified "Waratah" train sets, reached financial close on a new A$1.8 billion Green Sustainability-Linked Loan ('GSLL'). The GSLL supports further electrifying Sydney's transport infrastructure with reduced debt margins if ambitious Sustainability Performance Targets ('SPTs') are met. The SPTs include a target for improving the energy efficiency and increasing the solar PV electricity generation at a Reliance Rail maintenance facility.

GAS DISTRIBUTION NETWORK

In addition to its ambitious hydrogen projects, which will support the UK's transition to net zero, Cadent is focused on reducing the GHG emissions across its operational activity.

Although gas leakage across its distribution network accounts for <0.5% of its annual throughput, it is still its largest source of GHG emissions. Therefore, the retrofit of distribution networks to both facilitate the distribution of low-carbon gases and reduce leakage is a key part of Cadent's Green Finance Framework. As a result of its Mains and service Replacement work, Cadent was able to avoid 44,435 tCO_2e in 2021[1].

SOCIAL INFRASTRUCTURE

The Company is committed to identifying ways to work with its public sector clients to reduce emissions and work towards net zero. Due to the structure of these investments, any progress needs to come through collaboration of the Company, its public sector clients and key supply chain partners.

During 2022 a number of carbon saving initiatives were undertaken across our social infrastructure investments, including the installation of a 1.5 MW solar PV array at Orange hospital in New South Wales ('NSW'), Australia, which will meet over 20% of the hospital's electricity demand. In addition to the continued expansion of solar technology to decarbonise electricity consumption, a number of UK-based schools now procure green gas, which reduces the carbon impact of their heating.

89,561

MWh renewable energy consumed across our investments

97%

Data coverage of GHG emissions data[2]

1. https://documents.cadentgas.com/view/543788345/
2. This includes >95% based on actuals and the remaining <2% estimated where suitable benchmarking data was available e.g. floor area energy intensity.

4.4 SUSTAINABLE FINANCE DISCLOSURE REGULATION

APPROACH

As outlined in **section 4.1** the Company satisfies the threshold criteria set out in the SFDR and therefore has reporting obligations under the regulation. In accordance with the SFDR's requirements, the Company categorised itself as an 'Article 8' financial product which promotes environmental and social characteristics.

Through its investments in infrastructure that support a sustainable society, the Company promotes environmental and social characteristics but does not have sustainable investment as its objective and does not invest in sustainable investments, as defined under the SFDR.

The Company has strengthened the alignment of its investment activity with the objectives of the Paris Agreement, the recommendations of the TCFD and investments that positively contribute towards the SDGs.

To ensure these characteristics are met, the following practices are mandatory under the Company's internal policies and procedures:

- SDG Alignment
- Alignment with INPP exclusion criteria
- Alignment with INPP's minimum governance standards
- ESG incorporated through the investment process, including the consideration of sustainability risks

This categorisation was communicated in the Company's prospectus, published in April 2022[1]. In addition, the Company has also published a website disclosure in accordance with the Level 1 and Level 2 requirements of the SFDR regulation[2]. The Company has since updated its alignment, which is described below.

SUSTAINABILITY INDICATORS

In 2023, the Company introduced sustainability indicators to help it assess the environmental and social performance of its investments. Although the Company does not consider principal adverse impacts, it has begun tracking additional sustainability indicators of its investments. These disclosures cover the majority[3] of the Company's investment portfolio and align with the definitions of the 14 core indicators listed in Annex 1 of the Delegated Regulation (EU) 2022/1288 (the 'Delegated Act'), consisting of nine environmental disclosures and five social indicators.

Data covering the 2022 reporting period are displayed in quantitative form on the following page. The definitions of these indicators and calculation methodologies can be found in the Appendix. The Company's SFDR periodic report, as per Annex IV of the RTS, has been provided.

EU TAXONOMY

The Company does not fall within the EU Taxonomy regulation. Equally, investee companies fall outside of EU Taxonomy regulation, either by location or threshold.

Under its current Article 8 categorisation, the Company does not consider alignment with the EU Taxonomy. However, it recognises the potential benefit that Taxonomy disclosures could provide to the Company's investors. As such, during 2023 the Company is working towards developing disclosures that may support assessing whether the Company's investments are aligned with the EU Taxonomy.

During the period, the Company undertook the following actions:

- Developed a Taxonomy tracker, which it is using to compile evidence of investments meeting the relevant tests for
  - Substantial Contribution
  - Do No Significant Harm
  - Minimum Safeguards
- Followed the EU Taxonomy criteria and thresholds to analyse the Company's eligibility
- Engaged with the Company's lawyers to support the interpretation of regulation and to review tools developed to assess Taxonomy alignment

TAXONOMY ELIGIBLE INPP INVESTMENTS

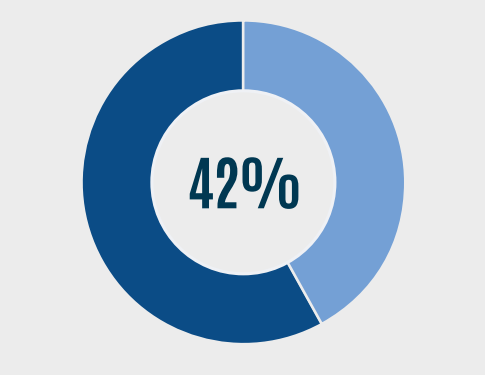

Having undertaken a high-level review of the EU Taxonomy defined substantial contribution criteria, the Company believes that its investments in OFTOs and rail may be eligible for the Taxonomy. Based on this assessment, it is expected that up to 42%[4] of the Company's portfolio may be eligible for EU Taxonomy alignment[5].

Equally, some of the Company's investments fall within sectors that do not currently have EU Taxonomy criteria, for example Thames Tideway Tunnel. However, as the EU Taxonomy's criteria expands into other environmental objectives, such as Pollution Prevention and Control, or even with a future social Taxonomy, the Company believes that the proportion of the Company's investments that will be eligible for alignment with the EU Taxonomy may increase.

1. https://www.internationalpublicpartnerships.com/news-media/press-releases/2021/placing-open-offer-and-offer-for-subscription-and-publication-of-prospectus-and-circular.
2. https://www.internationalpublicpartnerships.com/media/2629/amber-sfdr-website-disclosures.pdf.
3. Sustainability indicators cover 97% of the portfolio. Where the Company is missing data, it will work with co-investors to obtain data over time, with a preference to avoid estimating impacts.
4. Based on Fair Value of investments.
5. The Company has assessed an investment as eligible where it has the potential to contribute substantially to one of the environmental objectives and complies with the relevant screening criteria. The Company is not making any Taxonomy-aligned investments at this time, and the Company's Taxonomy-alignment may be a lower percentage than for Taxonomy-eligibility for various reasons, including the Do no Significant Harm criteria.

4.5 SUSTAINABILITY INDICATORS

SUMMARY OF SUSTAINABILITY INDICATOR RESULTS

These indicators have been collated to enable the Company's shareholders to meet their own regulatory and voluntary reporting requirements, and to support the Company in better understanding the non-financial impact of its investments.

The Company is pleased with the quality of data it has collected from its investments, either directly from investment companies, or through Amber's asset management team accessing data directly and is a positive reflection of the Company's approach to asset management.

Whilst this data provides a useful insight, it is important to recognise the potential challenges of influencing these indicators, due to the nature of the Company's investments, particularly PPPs. However, the Company remains committed to working with its public sector clients and will consider these indicators when reviewing the Company's KPIs in 2023.

Please refer to the Appendix for more information on the Company's GHG methodology and basis of preparation.

Sustainability linked indicator	Metric	Unit	31 December 2022
Investment GHG emissions	Scope 1 GHG emissions[1]	tCO_2e	**36,667**
	Scope 2 GHG emissions[1]	tCO_2e	**10,311**
	Total GHG emissions[1]	tCO_2e	**46,978**
	Carbon Footprint[1]	tCO_2e/£m invested	**27**
	GHG intensity of investee companies[1]	tCO_2e/£m revenue	**145**
	Share of investments in companies active in the fossil fuel sector[2]	%	**15%**
	Share of non-renewable energy consumption and non-renewable energy production of investee companies from non-renewable energy sources compared to renewable energy sources, expressed as a percentage of total energy sources impact climate sector	%	**97%**
	Energy consumption intensity per high impact climate sector: Electricity, gas, steam and air conditioning supply	GWh/£m	**0.63**
	Energy consumption intensity per high impact climate sector: Transportation and storage	GWh/£m	**0.22**
Biodiversity	Share of investments in investee companies with sites/operations located in or near to biodiversity-sensitive areas where activities of those investee companies negatively affect those areas[2]	%	**0**
Water	Tonnes of emissions to water generated by investee companies per million GBP invested, expressed as a weighted average[1]	Tonnes/£m	**0**
Waste	Tonnes of hazardous waste and radioactive waste generated by investee companies per million GBP invested, expressed as a weighted average[1]	Tonnes/£m	**0.03**
Social and employee matters	Share of investments in investee companies that have been involved in violations of the UNGC principles or OECD Guidelines for Multinational Enterprises[2]	%	**0**
	Share of investments in investee companies without policies to monitor compliance with the UNGC principles or OECD Guidelines for Multinational Enterprises or grievance /complaints handling mechanisms to address violations of the UNGC principles or OECD Guidelines for Multinational Enterprises[2]	%	**0**
	Average unadjusted gender pay gap of investee companies[3]	%	**19**
	Average ratio of female to male board members in investee companies, expressed as a percentage of all board members[3]	%	**17**
	Share of investments in investee companies involved in the manufacture or selling of controversial weapons[2]	%	**0**

1. Attributed based on the Company's share of each investment's total equity and debt
2. Share of investments based on Fair Value
3. Share of investee companies based on Fair Value, excluding UK PFI Special Purpose Vehicles ('SPV')

4.6 TCFD DISCLOSURES

Climate change presents both transitional and physical risks to the Company's investments. As such, it continues to be a high priority for the Company which, accordingly, has voluntarily adopted the recommendations of the TCFD. Climate change is considered alongside other ESG risks by the Company's ESG Committee, Investment Committee and Audit and Risk Committee. During 2022, the Company commissioned WTW to support the enhancement of its approach to assessing physical and transitional climate risks and opportunities across its portfolio, in line with TCFD recommendations.

Although there is no mandatory requirement for the Company to adopt nor explain areas of non-compliance within the framework, the Company aims to integrate climate risk assessment consistently within investment decision-making and risk management processes, for existing and future investments. The table below shows a summary of the Company's progress to date against the TCFD recommendations.

Dudgeon OFTO.
Photo credit: Jan Arne Wold/Equinor

4.6 TCFD DISCLOSURES CONTINUED

GOVERNANCE

Disclose the organisation's governance around climate-related risks and opportunities.

A) DESCRIBE THE BOARD'S OVERSIGHT OF CLIMATE-RELATED RISKS AND OPPORTUNITIES.

The Board sets the strategy for the Company and makes decisions on changes to the portfolio (including approval of acquisitions, disposals and valuations). Through Board committees and the advice of external independent advisers, it manages the governance and risks of the Company. The Board has overall responsibility for ESG considerations and ensuring that they are integrated into the Company's investment strategy, including in relation to climate change. This is achieved through the Company's Audit and Risk Committee, Investment Committee, Management Engagement Committee and ESG Committee.

AUDIT AND RISK COMMITTEE

The Company has ESG risks incorporated into the Company's Risk Management Framework and Policy, which defines its approach to identifying, managing and assessing risks, including climate. Management of actions arising from the assessment of climate-related risks and opportunities, such as the results of the scenario analysis performed across its investment portfolio, are discussed at the Risk Sub-Committee, chaired by the Chair of the Risk Sub-Committee. In addition to this, climate risks are also escalated within risk reporting, which is provided to both the Risk sub-Committee and equivalent subsidiary Committees, with further escalation to the Board as required. Management of actions arising from the assessment of climate risks and opportunities are discussed by the Executive Committee, as required. All sustainability disclosures and reports are presented to the ESG Committee for approval, prior to the Audit and Risk Committee.

INVESTMENT COMMITTEE

The Company's Investment Committee, which comprises the full Board, ensures climate change risks and opportunities have been appropriately considered through the investment and divestment processes and provides a robust challenge to the Investment Adviser. This ensures that each investment has considered climate change risks and opportunities.

ESG COMMITTEE

The Company's ESG Committee monitors its approach to climate change, including consideration of climate change strategy, disclosures and targets. The ESG Committee formally meets each quarter and supports the Board in managing the Company's ESG performance and provides a forum for mutual discussion and challenge on ESG policies with respect to investments and divestments.

MANAGEMENT ENGAGEMENT COMMITTEE.

The Company's Management Engagement Committee reviews the effectiveness of ESG integration by the Investment Adviser.

Please refer to the Corporate Governance section of the 2022 **Annual Report** for more information on the Company's committees.

B) DESCRIBE MANAGEMENT'S ROLE IN ASSESSING AND MANAGING CLIMATE-RELATED RISKS AND OPPORTUNITIES.

The Company's Investment Adviser, is responsible for implementing the Company's ESG policies into the Company's activities on a day to day basis. This includes the integration of ESG considerations through investment origination and management of the Company's investments. The Board and the Investment Manager meet on a quarterly basis, during which they review the risks facing the Company, including risks related to climate change. Sustainability and climate change are also included as regular topics for discussion at the Board's annual strategy meetings.

Amber's Executive Committee is responsible for the stewardship of its business and affairs. The Executive Committee discharges its sustainability responsibilities directly through its internal Risk Committee, ESG Steering Committee and Corporate Social Responsibility ('CSR') Sub-Committee. The ESG Steering Committee is chaired by its Chief Operating Officer. The Committee's primary role is to integrate and strengthen its ESG considerations within investment and asset management activities at a corporate level. The Investment Adviser is supported by a dedicated ESG team, where the Head of ESG was appointed in 2018.

The Amber ESG Steering Committee also has a direct interface with the Company's ESG Committee, ensuring the Company is able to monitor the ESG performance of the portfolio, and is briefed on emerging ESG risks and opportunities, such as climate change, to inform the Company's strategy.

During 2022, Amber engaged WTW on behalf of the Company to support and enhance its approach to assessing physical and transition climate related risks and opportunities across its portfolio. The purpose of this work was to:

- Identify potential physical and transition climate related risks and opportunities in the Company's portfolio
- Evaluate available platforms/tools for assessing climate risks across the Company's portfolio and advise on caveats/limitations for use of the platform(s)
- Provide clear steps to translate the outputs of the platform(s) into metrics relevant for the Company's valuation models
- Develop and test a climate risk assessment framework for use with existing and new investments

Following this work, Amber is responsible for applying the framework on behalf of the Company.

4.6 TCFD DISCLOSURES CONTINUED

STRATEGY

Disclose the actual and potential impacts of climate-related risks and opportunities on the organisation's businesses, strategy and financial planning where such information is material.

A) DESCRIBE THE CLIMATE-RELATED RISKS AND OPPORTUNITIES THE ORGANISATION HAS IDENTIFIED OVER THE SHORT, MEDIUM AND LONG-TERM.

PHYSICAL CLIMATE CHANGE RISKS AND OPPORTUNITIES

All of the Company's investments are exposed to physical climate hazards of varying types and severity. Flood, tropical cyclone, extreme wind and heat are the most important hazards for the Company's existing portfolio. Other hazards could affect particular assets, but do not pose a widespread risk. For some investments, climate change and extreme weather may damage physical assets, cause business interruption and create additional costs for maintenance and upgrades. However, the Company has a high degree of protection due to the contracted or regulated nature of its investments.

Physical climate change risks and opportunities have been assessed in line with the results of a qualitative climate change risk assessment, which was undertaken by WTW. The results of this recommended that all investments should consider a robust way of assessing present-day climate risks. However, the results of the risk identification analysis indicate that several of the Company's investments will not require forward-looking scenario analysis, where:

- The investments have short remaining lifetimes (e.g. up to 10 years), or
- There is little to no financial risk for the Company (i.e. less than 1% of the portfolio).

For physical risk, the importance of scenario choice depends on the timescale of the Company's investments. Before about 2040, the different scenarios do not result in detectable differences in global warming. The following recommendations have therefore been adopted:

- For all investments, the Company consider present-day climate risks,
- For investments with remaining lifetimes of 10-20 years, the Company considers one quantitative modelling scenario
- For investments with remaining lifetimes > 20 years, the Company considers at least one high and one low physical risk scenario (RCP4.5 and RCP8.5).

101 investments have been quantitatively screened using the bespoke RMS climate risk screening tool. Of the investments screened for climate change risks, 100 investments were identified between Extremely Low Risk and Very Low Risk, with only one investment assessed as Low Risk.

TRANSITION RISKS AND OPPORTUNITIES

The changes arising from a transition to a low carbon economy have the potential to be wide-ranging, including adapting to decarbonisation of heat, increased electrification of transportation and other systems previously dependent on fossil fuels, and decarbonisation of construction. Only a few of the Company's assets face transition risks due to the nature of the investments. Despite this there are specific assets where a climate transition could affect cash flows directly. However, the Company has a high degree of protection due to the contracted or regulated nature of its investments.

Transition risk has been assessed qualitatively for the Company's portfolio under a Business-As-Usual ('BAU') and a 2°C Transition scenario, as recommended by WTW.

- BAU encapsulates current market expectations.
- The 2°C Transition scenario captures the structural changes required across different economic sectors, to limit global warming to below 2°C above pre-industrial levels.

Although there are a small number of investments that face transition risks, the Company is well positioned to take advantage of the opportunity the transition to net zero presents. Examples of such are summarised below:

- **OFTOs.** Offshore wind generation in Europe (and globally) will be higher in a transition scenario than a BAU scenario, providing INPP with the opportunity to expand its portfolio of OFTO assets.
- **Rail.** Rail passenger demand in a climate transition scenario, compared to a market expectations scenario, is expected to rise in many parts of the world and would present opportunities to invest at different stages of the rail value chain.
- **Future of gas.** Cadent is already taking a lead in exploring the readiness of pipeline infrastructure to distribute hydrogen. Learnings from the UK would position the Company favourably for making investments in distribution infrastructure around the world, potentially enabling it to capture the opportunities for hydrogen presented by the transition.

4.6 TCFD DISCLOSURES CONTINUED

STRATEGY

Disclose the actual and potential impacts of climate-related risks and opportunities on the organisation's businesses, strategy and financial planning where such information is material.

B) DESCRIBE THE IMPACT OF CLIMATE-RELATED RISKS AND OPPORTUNITIES ON THE ORGANISATION'S BUSINESSES, STRATEGY AND FINANCIAL PLANNING.

PHYSICAL RISKS AND OPPORTUNITIES

Many of the physical risks identified will not result in financial losses for the Company because of the nature of its contracted or regulated investments. Based on the recent assessment, the Company does not believe the physical risk of climate change to be financially material. The primary financial impacts of physical climate risks for the Company were modelled in relation to its portfolio companies until the end of the concession term. Business Interruption is the primary financial risk to the Company's investments, however these are either protected through contractual protections or through business interruption insurance. The Company recognises that cost models might increase to accommodate increased insurance premiums.

The results of the quantitative climate change assessment will support the Company's approach to asset management. By understanding the type of climate risk each of its assets is exposed to, the magnitude of that risk and the corresponding reinstatement value (i.e. the potential cost of damage from physical climate risks), the Company will use the results to engage with its public sector clients where there are material risks to aspects such as health and safety, or long-term asset management planning after the life of the concession. Equally, the enhanced approach to physical climate change assessment is now included as part of the Company's processes for new investments. This will enable the Company to integrate relevant protections for all new investments.

TRANSITION RISKS AND OPPORTUNITIES

A large portion of the Company's investments are availability-type assets where the cash flows are based on making the asset available in a pre-agreed manner. The cash flows from such investments are largely insulated from changes to the net zero transition, but may require the Company to support its public sector clients deliver any variations required due to a change in legislation. To maintain this position, the Company strengthened the alignment of its investment strategy with the objectives of the Paris Agreement in 2021. Although this did not fundamentally change the Company's approach to investment, the Company now has a greater formal emphasis on:

- Enhanced screening and due diligence process to ensure new investments are aligned, or can directly support, the transition to net zero;
- Fuller deployment of emerging policy and frameworks, such as the UK ten-point plan and EU Taxonomy, to help guide investment decision-making; and
- Increased cooperation with public sector clients to reduce emissions from existing investments, and to ensure that all assets continue to help deliver on international commitments.

C) DESCRIBE THE RESILIENCE OF THE ORGANISATION'S STRATEGY, TAKING INTO CONSIDERATION DIFFERENT CLIMATE-RELATED SCENARIOS, INCLUDING A 2°C OR LOWER SCENARIO.

The portfolio-level findings of the climate change impact assessment demonstrate that the Company's strategy is resilient to both physical and transition risks associated with climate change.

A transition to a low-carbon economy will continue to present infrastructure investment opportunities that will be required if governments around the world are to meet their legally-binding commitments. As such the Company is well placed to benefit from the transition to net zero as well as manage the risks associated with it.

4.6 TCFD DISCLOSURES CONTINUED

RISK

Disclose how the organisation identifies, assesses and manages climate-related risks.

A) DESCRIBE THE ORGANISATION'S PROCESSES FOR IDENTIFYING AND ASSESSING CLIMATE-RELATED RISKS.

The Company considers climate risk in line with its risk management framework. The Board recognises the importance of identifying and actively monitoring the risks facing the business. The framework involves an ongoing process for identifying, evaluating and managing significant risks faced by the Company. While responsibility for risk management ultimately rests with the Board, the aim is for the risk management framework to be embedded as part of the everyday operations and culture of the Company and its key advisers. The risk framework is applied holistically across the Company and, to the extent possible, to the underlying investment. Direct communication between the Company, its Investment Adviser and the portfolio investment level asset manager, is a key element in the effective management of risk through the investment portfolio. The Board continues to monitor the need for an internal audit function but believes the controls and assurance processes applied at the key service providers, alongside the external controls process reviews performed annually, provide robust and sufficient assurance.

Please refer to **pages 15 – 16** for a summary of the Company's processes for assessing climate risk as part of its risk management framework.

An important part of the Company's process for assessing physical climate-related risks is through the use of the RMS climate risk screening tool. RMS screening outputs can be used in conjunction with the Company's asset valuation models in two ways:

1. Present-day risk assessment: RMS model results can be used to check whether any existing assumptions surrounding climate hazards in the Company's valuation models are adequate or may require revision
2. Forward-looking scenario risk assessment: RMS model results can be used to conduct sensitivity testing to explore the financial implications of potential changes in climate hazards under different plausible future climate scenarios

The Company uses Annual Average Loss ('AAL') as a proxy for potential increases in insurance premiums. AAL is defined as the Technical Insurance Premium ('TIP') for asset damage and business interruption losses, which excludes transaction and other costs that are also included in the total insurance premium. Assuming these additional costs remain fixed over time, percent changes in AAL under forward-looking climate change scenarios compared to the present-day can be equated with percent changes in insurance premiums relative to today's values (accounting only for changes directly caused by climate hazard).

Business Interruption ('BI', days) is the number of days for which an asset may be unavailable due to impacts from climate hazards and may be important for the Company's assets with availability-based revenue streams. For present-day risk assessments, BI outputs can be used to cross-check any existing assumptions in valuation models about downtime expected from climate hazards. For climate change scenarios, RMS-modelled changes in BI between the present-day and future scenarios can be used directly as an input to conduct sensitivity testing of potential future climate impacts on asset valuation models.

Some hazards are not addressed by today's climate risk assessment methods and require further research. This includes the impact of heat, which presents a challenge to the infrastructure investment industry as a whole. The Company will continue to work with WTW and RMS to develop an approach to quantitatively assessing these risks as part of its approach to assessing climate risks across the portfolio.

4.6 TCFD DISCLOSURES CONTINUED

RISK

Disclose how the organisation identifies, assesses and manages climate-related risks.

B) DESCRIBE THE ORGANISATION'S PROCESSES FOR MANAGING CLIMATE-RELATED RISKS.

Each identified risk is assessed in terms of probability of occurrence, the potential impact on financial performance and any movements in the relative significance of each risk between periods. A robust assessment of principal and emerging risks facing the Company is performed. The assessments build on the wealth of knowledge acquired by the Company and Investment Adviser through both bidding and asset management phases, with risk assessments carried out to quantify and assess risks.

Further to the summary of the Company's approach to managing climate-related risks on pages 15 – 16, the Company has developed the following risk management actions to reduce financial risks across the portfolio. Having undertaken its enhanced review of climate risks, the Company has no intentions of divesting from any of its portfolio.

	Risk Management Tools				
INPP Risk Management Actions	Risk Measurement	Strategic evaluation	Portfolio analysis and strategy	Financial products/hedge	Insurance products
Avoid New high climate risk investments	■	■			
Improve Climate risk of existing investments	■	■			
Divest High risk investments	■	■	■		
Diversify To manage portfolio/company level risk	■	■	■		
Hedge Risks that cannot be improved/divested	■	■	■	■	
Insure Risks that cannot be otherwise managed	■	■	■	■	■

C) DESCRIBE HOW PROCESSES FOR IDENTIFYING, ASSESSING AND MANAGING CLIMATE-RELATED RISKS ARE INTEGRATED INTO THE ORGANISATION'S OVERALL RISK MANAGEMENT.

The Company's approach to risk management is implemented through the following risk control processes:

Risk Identification

The Board, Audit and Risk Committee and the Risk Sub-Committee identify risks with additional input from the Company's Investment Adviser and the Administrator. Key risks are identified at the investment approval stage, where the investment papers include an assessment of key risks as well as potential mitigations. This reflects work performed at the due diligence phase, incorporating input where relevant from specialist advisors appointed to support the investment process.

For new investments, the identification of climate-related risks (physical or transition) and the potential impact (positive or negative) are mandatory requirements of the investment process. The potential impacts are screened using the RMS tool. Where investments are considered to be higher risk, the Company will draw on the support of Technical Advisers to further consider the potential risks and opportunities.

For existing investments, the Board receives detailed quarterly asset management reports highlighting performance and potential risk issues on an investment-by-investment basis. The Audit and Risk Committee has an open dialogue with its advisers to assist with the assessment of significant risks, if any, that might arise between reporting periods. A risk register is reviewed and updated by the Board and Audit and Risk Committee on a quarterly basis. An annual workshop with the Investment Adviser considers emerging risks and assessment of the current risks. To support the identification of these risks, the Company may review the climate risks of its investments on an annual basis.

Risk Assessment

Each identified risk is assessed in terms of probability of occurrence, potential impact on financial performance and any movements in the relative significance of each risk between periods. A robust assessment of principal and emerging risks facing the Company is performed. The assessments build on the wealth of knowledge acquired by the Company and Investment Adviser through both bidding and asset management phases, with risk assessments carried out to quantify and assess risks.

Mitigation Plan

For newly identified risks or existing risks with increased likelihood or impact, the Audit and Risk Committee assists the Company in developing an action plan to mitigate the risk, with enhanced monitoring and reporting put in place.

Risk Monitoring, Reporting and Reassessment

Risks are monitored and risk mitigation plans are reassessed by the Audit and Risk Committee, where applicable, with input from any relevant key service providers, and reported to the Board on a quarterly basis. Annual external controls and process reviews help ensure the robustness of control processes. ESG monitoring and reporting is included as part of this process.

4.6 TCFD DISCLOSURES CONTINUED

METRICS

Disclose the metrics and targets used to assess and manage relevant climate-related risks and opportunities where such information is material.

A) DISCLOSE THE METRICS USED BY THE ORGANISATION TO ASSESS CLIMATE-RELATED RISKS AND OPPORTUNITIES IN LINE WITH ITS STRATEGY AND RISK MANAGEMENT PROCESS.

The Company takes a holistic view to determining climate risks and opportunities at the investment level. Whilst the Company is supportive of monitoring and reporting emissions data, it also recognises that emissions do not necessarily correlate with financial risks to the Company. However, the quantification of the financed emissions of the investment portfolio is important for the Company to help support its public sector clients with investment-level decarbonisation initiatives. As noted in Section 4.3, the Company has quantified its Scope 3 emissions (i.e. the combined Scope 1 and 2 emissions of its investments), as per SFDR and PCAF guidelines.

Through scenario analysis conducted in 2022, the Company is now considering physical risk metrics across its risk management processes and will embed climate-related risks and opportunities in line with its strategy. The Company will review its KPIs in 2023 and will consider the potential for a physical climate-risk/opportunity-related indicator.

The Company recognises the importance of continually improving both its climate scenario analysis methodology and the metrics used to track and monitor exposures across its portfolio and therefore will review and update the results and key metrics as necessary to ensure that an up-to-date picture of climate risk across the Company's investments and future acquisitions is maintained. Please refer to page 15 for more information on the proposed next steps for climate change risk assessment.

B) DISCLOSE SCOPE 1, SCOPE 2 AND, IF APPROPRIATE, SCOPE 3 GHG EMISSIONS, AND THE RELATED RISKS.

Due to the nature of its business, the Company itself has no Scope 1 or Scope 2 greenhouse gas emissions. The Company's Scope 3 emissions primarily relate to the emissions of its investments.

As part of its focus on aligning investments with the objectives of the Paris Agreement, the Company seeks to monitor GHG emissions across its portfolio and support decarbonisation initiatives where possible. The Company aims to actively manage all investments and is supported by its Investment Adviser. The degree to which the Company can influence its financed emissions, varies according to investment type.

For PPP investments and some operating businesses and regulated investments, the Investment Adviser's asset management team support at an operational level to ensure that GHG emissions are monitored, and appropriate management processes to decarbonise are considered.

Where the Company is a minority stakeholder or for senior debt investments, it typically has limited influence over operational activities, and in some cases may not have access to GHG or activity data. However, GHG impacts, and data availability, is incorporated at the screening and due diligence phase for every new investment.

INPP Scope 3 Financed Emissions Indicator	Scope	31 December 2022
Total attributed GHG emissions (tCO_2e)	Scope 1 of investments	36,667
	Scope 2 of investments	10,311
	Total	**46,978**
Carbon footprint (tCO_2e/£m invested)	**Total**	**27**
GHG intensity of investments (tCO_2e/£m revenue)	**Total**	**145**

C) DESCRIBE THE TARGETS USED BY THE ORGANISATION TO MANAGE CLIMATE-RELATED RISKS AND OPPORTUNITIES AND PERFORMANCE AGAINST TARGETS.

Infrastructure is fundamental to unlocking a net zero future and is increasingly the focus of government net zero legislation and funding. To have a chance of limiting global warming to 1.5 °C, compared to pre-industrial levels, a rapid and extensive investment in sectors including energy and transportation is required.

Through the investments that it makes, the Company believes it is helping to support the shift to net zero in the sectors in which it invests. This includes infrastructure that directly enables net zero, such as the Company's offshore wind transmission assets in the UK, or its passenger rail investments that provide low-carbon transport.

Further to its Investment activities, the Company's approach to asset management means it is continuously exploring opportunities to reduce the carbon footprint of its portfolio and add long-term value to its investments.

The Company will continue to consider its approach to net zero at the portfolio level but recognises the limited control the infrastructure investment sector has over many investments and the importance of collaboration with its public sector clients to achieve emissions reductions. Over the course of 2023, the Company will be reviewing its KPIs in relation to climate change risks and opportunities.

LOOKING AHEAD

5.1 LOOKING FORWARD WITH JULIA BOND 34
5.2 TARGETS FOR NEXT YEAR 35

Photo credit: Elizabeth Garret Anderson School, Islington, UK

5.1 LOOKING FORWARD WITH JULIA BOND

> "The Company's enhanced disclosures in line with SFDR has helped to showcase its ESG credentials, whilst demonstrating appropriate social and environmental safeguards"
>
> **JULIA BOND**
> CHAIR, ESG COMMITTEE

It is positive to see the continued momentum of sustainability's integration into the infrastructure sector and finance more broadly. This reflects the Company's view that a pragmatic and forward-thinking approach to sustainability can bring wide benefits to society and create long term value for investors.

Regulatory requirements and best-practice guidance with regards to ESG have developed significantly in the last few years. Whilst this is still evolving, it has brought about a more consistent and robust approach to monitoring and reporting performance. As described throughout this Report, the Company is pleased with the progress made in its ESG related, risk monitoring and reporting. This includes SFDR disclosures as an Article 8 aligned financial product; updated climate risk approach in alignment with the recommendations of the TCFD; and quantified financed emissions metrics. These developments have been underpinned by the Company's enhanced screening and due diligence process, which considers each of these areas, in addition to EU Taxonomy criteria.

Looking ahead, the Company will utilise its expanded ESG data sets to continue to drive performance across its investments, through its active approach to asset management.

DATA AND KPIS

Following the significant update to the Company's ESG data collection processes during the period, the Company now has a more comprehensive set of baseline information on its portfolio. This will inform the Company's review of its existing KPIs and update these where appropriate to ensure they reflect the Company's current ESG performance and ambitions over the medium term. The Company's aim is to ensure its KPIs are relevant to its portfolio and reflective of the level of control the Company has across its investments and to provide transparency for its stakeholders.

NET ZERO

As detailed on page 17, the Company is taking a positive, 'bottom-up' approach to net zero, focusing on engagement with its investments and public sector clients to bring about real-world climate change mitigation. Where the Company has appropriate levels of control, Amber will continue to work closely with investee companies to set carbon reduction targets and explore opportunities to improve its operational carbon intensity.

For some investments, the Company is restricted in what it can influence in terms of GHG reduction measures. This can include requirements to deliver a service in a specific way in its concession agreements, or the limitations in what can be changed in terms of energy usage or equipment. For example, a passenger rail investment may be able to align with net zero requirements, however it is reliant on the electricity grid to decarbonise in order to significantly reduce its emissions. In these instances, the Company will look to collaborate with its partner organisations to assess climate mitigation measures and to help incorporate these opportunities into future agreements.

The Company's social infrastructure portfolio will be a focus throughout 2023. As such, the Company will look to expand its site-level net zero assessments and continue to identify reduction opportunities as part of the IPA's net zero working group.

Whilst the Company continues to collect and report on its financed emissions, its most material contribution to national net zero targets will be through its investments. In order to capture climate benefits of its investments, the Company will consider how to better quantify 'avoided emissions'. For example, the Company would like to better understand the carbon benefits of its rail portfolio, which allows customers to avoid other means of transport such as car or plane.

REGULATORY AND FRAMEWORK DEVELOPMENTS

The first year of product-level SFDR reporting has seen a step change in ESG reporting within the financial sector. The Company's enhanced disclosures in line with SFDR has helped to showcase its ESG credentials, whilst demonstrating appropriate social and environmental safeguards.

Going forward, the Company will monitor the development of ESG regulations outside the European market, including the UK-specific Taxonomy and Sustainable Disclosure Regulation ('SDR'). The Company hopes that these requirements will create a landscape of consistent and robust data reporting, whilst being as streamlined as possible for financial participants operating in multiple regions. The Company will also look to continue working towards EU Taxonomy disclosures, ensuring there is sufficient guidance in place to allow appropriate interpretation of the regulations.

Following the UN Biodiversity Conference ('COP 15') in December 2022, welcome attention is now being placed on the critical decline of biodiversity, globally. The Company's Investment Adviser is part of the forum for the Taskforce on Nature-related Financial Disclosures ('TNFD'), which is a framework for assessing nature-related risks. The Company is supportive of these initiatives and will keep up to date with the development of guidance in this area during 2023.

ASSET MANAGEMENT

Throughout 2022 the Investment Adviser's asset management team has implemented a number of sustainability initiatives across its social investments, as referenced throughout this report. For the coming period, the Company will expand some of the most successful initiatives across the portfolio. These will include the circular economic practices discussed on page 12, where the Company will seek to extend the usable life of used equipment.

As the work progresses, the interests of all our stakeholders will remain at the core of the Company's decision-making and the overall approach to stewardship. The Board would like to thank Amber for their ongoing commitment to sustainability and we look forward to further engaging with investors on this important topic.

JULIA BOND
CHAIR
ESG COMMITTEE

5.2 TARGETS FOR NEXT YEAR

DELIVERED IN 2022

Article 8 Categorisation

The Company categorised itself as an Article 8 Financial Product under the EU SFDR

Net zero engagement

Began working with the UK Governments Infrastructure and Projects Authority and infrastructure investment stakeholders to develop a net zero approach to PPP investments, in the UK

Scenario analysis

Completed qualitative and quantitative climate risk assessment, incorporating physical and transitional risks and opportunities using scenario analysis

Data Collection Tools

Developed bespoke data collection tools and processes to support enhanced disclosures

Active asset management

As part of a lifecycle replacement initiative, £370,863 of end-of-life equipment was donated to 19 good causes across the UK

Climate Risk Assessment Framework

Finalised enhanced climate risk assessment framework

TCFD and SFDR Disclosures

Climate change disclosures in line with TCFD and SFDR.

Dublin Criminal Courts, Dublin, Ireland

PROPOSED FOR 2023

Engagement

Continue the Company's bottom-up approach to net zero, through engagement with investee companies and collaboration with its public sector clients

Net zero studies

Expand the Company's site-level net zero studies across its social investment portfolio

Review KPIs

Review the suitability of the Company's KPIs and consider enhanced KPIs following expanded ESG data set

Standards and benchmark monitoring

Continue to monitor the development of infrastructure-specific guidance on net zero, GHG target setting and nature-based solutions; as well as regulations including the UK SDR and UK Taxonomy

Taxonomy

Progress EU Taxonomy alignment following clarifications from the ESA

APPENDIX

6.1 BASIS OF REPORTING 37
6.2 GHG METRICS METHODOLOGY 38
6.3 BENCHMARKS AND FRAMEWORKS 39
6.4 GLOSSARY 40
6.5 DISCLAIMER 41

Pleckgate High School, Blackburn with Darwen and Bolton BSFI, UK
Photo credit: Bob Wheeler Photography

6.1 BASIS OF REPORTING

ABOUT THIS REPORT

In this Report, you will find the complete set of the Company's ESG disclosures.

This is the data that the Company uses in its reporting to various investor schemes and as the foundation for answers to questions from shareholders and other stakeholders.

A selection of the data in this report is also available in the Company's 2022 **Annual Report**.

ESG DATA QUALITY AND CONSOLIDATION

All of the Company's ESG data is collected through Amber's bespoke ESG data collection and analysis tool. The data is consolidated according to the same principles as the financial statements.

Accounting policies for the Company's ESG data can be found next to each data table in the individual notes. The calculation factors used in this Report are listed at the end of the Report together with references.

This represents the Company's best efforts to collect and disclose ESG data to support its investors. However, the Company recognises that the quality of these disclosures will improve over time.

ESG DATA SELECTION AND FRAMEWORKS

The Company aims to develop its ESG data set in order to support the business and to disclose relevant and transparent information to stakeholders. Several international ESG reporting frameworks are used as guidance in the data selection process.

CONTROL

The Company invests in core infrastructure with public sector clients. Control of investments varies.

BUSINESS CHANGES IMPACTING ESG DATA

There were no material business changes impacting the ESG data in 2022.

NEW ESG DISCLOSURES IN 2022

- Taxonomy-eligible investments, by market value
- Sustainability indicators as per the definitions of the 14 core indicators listed in Annex 1 of the Delegated Regulation (EU) 2022/1288
- Greenhouse Gas Emissions
- Enhanced TCFD disclosures, including results of ongoing physical climate risk screening

Thames Tideway Tunnel, UK
Photo credit: Tideway

6.2 GHG METRICS METHODOLOGY

GHG CALCULATIONS

The Company's financed emissions (Scope 3, category 15) were quantified in accordance with the principles of 'PCAF (2022) The Global GHG Accounting and Reporting Standard Part A: Financed Emissions, Second Edition' as well as the 'Greenhouse Gas Protocol Corporate Standard (2004), Revised Edition'. An operational control approach was applied to define the Companies organisational boundary.

Primary scope 1 and 2 data was provided by the Company's investee companies, with the exception of PPP investments which the Company's Investment Adviser collected primary source data, in order to quantify the associated GHG emissions using its in-house carbon tool. The tool applied publicly available emission factors, including the 'UK BEIS Greenhouse gas reporting: conversion factors 2022'[1], as well as other country-specific emission factors.

Scope 2 emissions have been reported using a market-based approach, in line with the GHG Protocol Scope 2 Guidance (January 2015)[2], which accounts for certified renewable electricity procured by investee companies.

Overall, the Company's Scope 3 financed emissions covers 97% of the portfolio, the Company was able to collect GHG figures or primary activity data from over 95% of its investments. For the remaining 2%, where there was suitable benchmark data available, the Company's Investment Adviser applied proxy values to estimate the activity data e.g. a floor area energy intensity (kWh/m^2) for a specific building type, which in turn was used to estimate the investment's GHG emissions.

FINANCIAL INPUT DATA

The emissions associated with the Companies financed emissions, includes all equity and debt invested. These emissions are apportioned to the Company using the attribution factors set out in the PCAF guidance as shown in the table on the following page. The Company has applied the project finance attribution factors for the majority of its portfolio. As described on page 23, the Company has applied the economic intensity metric recommended by PCAF guidance for its 'carbon footprint' metric as well as the WACI approach recommended by the TCFD.

Whilst the Company has drawn on the principles of PCAF, it has identified some fundamental challenges with the existing sector guidance as it relates to infrastructure investments, particularly concession-based investments. As such the Company is supportive of Amber's efforts to work with PCAF and the infrastructure investment sector more broadly to develop a robust approach to quantifying emissions. The Company sees this as a critical step towards setting emissions reduction targets.

Financial Input Value	Definition
Outstanding Amount	The Company's share of Debt and Equity held in an asset
Total Debt	Total Borrowings as stated in the latest available audited financial statements
Total Equity	Total Capital and Retained Earnings as stated in the latest available audited financial statements
Investment Revenue	The revenue as shown in the financial statements of an investment or, where applicable, the Unitary Charge income of that investment
Current Portfolio Value	The Company's share of the Fair Value of an asset

The financial input data used to calculate the attribution factor for financed emissions, in line with the PCAF guidance, were taken from the latest available audited data for each asset.

1. https://www.gov.uk/government/collections/government-conversion-factors-for-company-reporting
2. https://ghgprotocol.org/scope_2_guidance

Gold Coast Light Rail, Australia
Photo credit: TransLink, Department of Transport and Main Roads

INPP Financed Emissions Metric	Formula	Explanation
Total GHG emissions (tCO_2e)	$\sum_n^i \left(\frac{\text{Outstanding amount}_i}{\text{Total equity}_i + \text{Debt}_i}\right) \times \text{Investment Scope 1 and 2 emissions}_i$	The total Scope 1 and 2 emissions of INPP's investments, apportioned to the Company using an attribution factor.
Carbon footprint (tCO_2e/£m invested)	$\frac{\sum_n^i \left(\frac{\text{Outstanding amount}_i}{\text{Total equity}_i + \text{Debt}_i} \times \text{Investment scope 1 and 2 emissions}_i\right)}{\text{Total outstanding amount (£m)}}$	The intensity of the Company's attributed GHG emissions (using the PCAF approach above) per million GBP invested across the whole portfolio i.e. its economic carbon intensity. This gives an indication of the Company's exposure to carbon intensitve investments.
Weighted average carbon intensity ('WACI') (tCO_2e/£m revenue)	$\sum_n^i \left(\frac{\text{Current value of investment}_i}{\text{Current portfolio value}}\right) \times \left(\frac{\text{Investment Scope 1 and 2 emissions}_i}{\text{Investment revenue (£m)}_i}\right)$	This carbon intensity of the Company's investments per revenue allocated by portfolio weight (the current fair value of each investment relative to the total portfolio value). This gives an indication level of exposure the Company's portfolio has to carbon intensive investments.

6.3 BENCHMARKS AND FRAMEWORKS

SUPPORTER OF THE SDGS

SUSTAINABLE DEVELOPMENT GOALS

INVESTMENT ADVISER SIGNATORY OF UN-BACKED PRI

5* Strategy and Governance Module
5* Infrastructure Module

Signatory of:

PRI Principles for Responsible Investment

SUPPORTER OF THE TCFD

TCFD TASK FORCE ON CLIMATE-RELATED FINANCIAL DISCLOSURES

SUPPORTER OF THE OBJECTIVES OF THE PARIS AGREEMENT

PARIS2015 UN CLIMATE CHANGE CONFERENCE COP21·CMP11

GHG EMISSIONS QUANTIFIED IN ACCORDANCE WITH THE GHG PROTOCOL STANDARDS

GREENHOUSE GAS PROTOCOL

PARTNERSHIP FOR CARBON ACCOUNTING FINANCIALS

The recommended apportionment methodology set out in the Global GHG Accounting & Reporting Standard for the Financial Industry has been followed for calculating the Company's financed emissions

PCAF Partnership for Carbon Accounting Financials

THE COMPANY IS CATEGORISED AS AN ARTICLE 8 FINANCIAL PRODUCT, UNDER THE EU SFDR

European Commission

Ormonde OFTO, UK

6.4 GLOSSARY

BSF	Building Schools for the Future
COP	United Nations Climate Change Conference of the Parties
ESG	Environmental, Social and Governance
EU TAXONOMY	EU Taxonomy for Sustainable Activities
FMP	Financial Market Participant
FP	Financial Product
GFANZ	Glasgow Financial Alliance for Net Zero
GHG	Greenhouse Gas
GW	Gigawatt
INPP	International Public Partnerships
IPA	Infrastructure and Projects Authority
IPO	Initial Public Offering
MW	Megawatt
NDIF	National Digital Infrastructure Fund
NET ZERO	Net zero refers to balancing the amount of emitted greenhouse gases with the equivalent emissions that are either offset or sequestered. This should primarily be achieved through a rapid reduction in carbon emissions, but where zero carbon cannot be achieved, offsetting through carbon credits or sequestration through rewilding or carbon capture and storage needs to be utilised.
OECD	Organisation for Economic Co-operation and Development
OFTO	Offshore Electricity Transmission project
PCAF	The Partnership for Carbon Accounting Financials: The Global GHG Accounting and Reporting Standard for the Financial Industry.
PFI	Private Finance Initiative
PPP	Public-private partnerships
PRI	The UN-backed Principles for Responsible Investment
SBTI	Science Based Targets Initiative
SCOPE 1	Emissions direct emissions from owned or controlled sources
SCOPE 2	Emissions indirect emissions from the generation of purchased energy
SCOPE 3	Emissions all indirect emissions (not included in scope 2) that occur in the value chain of the reporting company, including both upstream and downstream emissions.
SDGS	Sustainable Development Goals
SDR	The proposed UK Sustainability Disclosure Requirements
SFDR	The EU Sustainable Finance Disclosure Regulation 2019/2088
SPV	Special Purpose Vehicle
TCFD	Task Force on Climate-related Financial Disclosures
TCO_2E	Tonnes of carbon dioxide equivalent
TNFD	Task Force for Nature-Related Financial Disclosures
TRANSITION RISK	Transition risks include policy changes, reputational impacts, shifts in market preferences, norms and technology. Transition opportunities include those driven by resource efficiency and the development of new technologies, products and services, which could capture new markets and sources of funding.
UNGC	United Nations Global Compact

6.5 DISCLAIMER

BY READING THIS DOCUMENT, YOU AGREE TO BE BOUND BY THE FOLLOWING LIMITATIONS, INCLUDING ADHERING TO THE INTENDED RECIPIENTS.

This document is intended as an information and discussion document to inform existing investors, professional, wholesale and institutional investors, sophisticated and knowledgeable private investors and regulated retail advisers on the sustainable approach adopted by International Public Partnerships Limited ("INPP") to current new investments and ESG matters, including climate change.

This document has not been approved by the UK Financial Conduct Authority, the Guernsey Financial Services Commission or other relevant regulatory body. It is for information only and is not intended to be a financial promotion, but in the event that it may be viewed as such, it is approved for use in the UK by Amber Fund Management Limited ("AFML"). This document and its contents do not constitute or form part of, and should not be construed as, an offer, invitation or inducement or recommendation to purchase or subscribe for any securities of INPP, nor shall it or any part of it, form the basis of, or be relied upon in connection with, any contract, investment decision, recommendation or commitment whatsoever.

This proprietary report is issued in good faith by INPP, which is a FTSE listed, limited liability Guernsey incorporated, authorized closed ended investment company. The information within the document has been gathered from various sources and while INPP believes these to be reliable, it cannot guarantee this, nor does INPP purport that this information is comprehensive. This proprietary document may not be distributed, published, reproduced (in whole or in part) by any medium or in any form, or disclosed or made available by recipients, to any other person, without the permission of INPP or AFML.

No representation or warranty, express or implied, is made as to, and no reliance should be placed on, the fairness, accuracy, completeness or correctness of the information, or opinions contained herein. While every effort and care has been taken to calculate data in line with the Sustainable Finance Disclosure Regulation ("SFDR") and the Task Force on Climate-Related Financial Disclosures ("TCFD") framework and recommendation requirements, this is on a best efforts basis and the information contained herein must be read in that context. Any references to specific companies and examples, projections, forecasts, estimates used are intended by INPP to be purely illustrative for the purpose of demonstrating the subject matter within the document and for discussion. These must not be construed in any way as an offer, invitation or inducement or otherwise as advice or any personal investment recommendation.

The value of shares and any dividend payments can fall as well as rise. Dividend payments are not guaranteed. Any information relating to past performance of an investment is not a guide to future performance. Investment in shares carries risk and investors may lose all or some of their money. Investors may wish to consult an independent regulated financial adviser.

Neither INPP, nor any of its subsidiaries or affiliates ("INPP group") nor any of INPP group's advisors or representatives, including AFML, Amber Infrastructure Limited ("AIL") or any of their parents, subsidiaries, associates and affiliates within the Amber Infrastructure Group Holdings Ltd group (the Amber Infrastructure group), shall have any responsibility or liability whatsoever (for negligence or otherwise) for any loss howsoever arising from any use of this document or its contents or otherwise arising in connection with this document. The information set out herein may be subject to updating, completion, revision, verification and amendment and such information may change materially. No obligation may be placed upon INPP group nor any of its advisers or representatives including the Amber Infrastructure Group, to so verify, update, revise, amend or provide additional information or to inform any recipient of this document of such.

The information communicated in this document may contain certain statements that are or may be forward looking. These statements typically contain words such as 'expects', 'believes', estimates' and 'anticipates' and words of similar import. Where the statements are graphical, such words are implied to that information through the shape and size of graphed information relating to future years. They may appear in a number of places throughout this Report and may include, but are not limited to statements regarding the intentions, beliefs or current expectations of INPP and/or the Directors concerning, amongst other things, the investment objectives and investment policy, environmental, social and governance issues, financing strategies, investment performance, results of operations, financial condition, liquidity, prospects, and distribution policy of INPP and the markets in which it invests. By their nature, forward looking statements involve risk and uncertainty because they relate to events and depend on circumstances that will occur in the future. These circumstances may or may not transpire and accordingly no reliance or expectation should be formed based on these Statements.

This document may not be viewed, taken or transmitted into or otherwise distributed within any jurisdiction where this may violate applicable securities or other laws, particularly in the EU, United States of America, Canada, Japan and Australia, recognising that exemptions and permitted categories of investors exist in these regimes.

This report, and the analyses, models and predictions contained herein ("Information"), are based on data provided by the Amber Infrastructure Group G and compiled using proprietary computer risk assessment technology of Risk Management Solutions, Inc. ("RMS"). The technology and data used in providing this Information is based on the scientific data, mathematical and empirical models, and encoded experience of scientists and specialists (including without limitation: earthquake engineers, wind engineers, structural engineers, geologists, seismologists, meteorologists, geotechnical specialists and mathematicians). As with any model of physical systems, particularly those with low frequencies of occurrence and potentially high severity outcomes, the actual losses from catastrophic events may differ from the results of simulation analyses. Furthermore, the accuracy of predictions depends largely on the accuracy and quality of the data used by INPP. The Information is provided under license to INPP and is RMS's proprietary and confidential information and may not be shared with any third party without the prior written consent of both INPP and RMS. Furthermore, this Information may only be used for the specific business purpose specified by Amber Infrastructure Group and for no other purpose, and may not be used under any circumstances in the development or calibration of any product or service offering that competes with RMS.

The recipient of this Information is further advised that RMS is not engaged in the insurance, reinsurance, or related industries, and that the Information provided is not intended to constitute professional advice. RMS specifically disclaims any and all responsibilities, obligations and liability with respect to any decisions or advice made or given as a result of the information or use thereof, including all warranties, whether express or implied, including but not limited to, warranties of non-infringement, merchantability and fitness for a particular purpose. In no event shall RMS (or its parent, subsidiary, or other affiliated companies) be liable for direct, indirect, special, incidental, or consequential damages with respect to any decisions or advice made or given as a result of the contents of this information or use thereof.

INTERNATIONAL
PUBLIC
PARTNERSHIPS

INTERNATIONAL PUBLIC PARTNERSHIPS LIMITED
c/o Ocorian Administration (Guernsey) Limited
PO Box 286
Floor 2
Trafalgar Court
Les Banques
St Peter Port
Guernsey GY1 4LY
Tel: +44 1481 742 742

WWW.INTERNATIONALPUBLICPARTNERSHIPS.COM