


WORLD WIDE TECHNOLOGY HOLDING COMPANY

Region	North America
Country/Area	United States of America
Questionnaire	General
Activity Group	IT & software development

The CDP Score Report allows companies to understand their score and indicate which categories require attention to reach higher scoring levels. This enables companies to progress towards environmental stewardship through benchmarking and comparison with peers, in order to continuously improve their Climate Change governance. Investors will additionally receive a copy of the CDP Score Report upon request. For further feedback please contact your account manager or your key CDP contact.

Your CDP score

Average performance

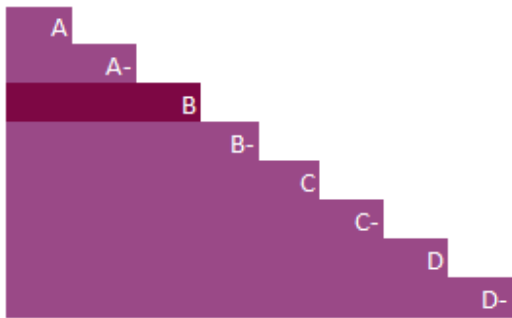


IT & software development

North America

Global Average

UNDERSTANDING YOUR SCORE REPORT



WORLD WIDE TECHNOLOGY HOLDING COMPANY received a B which is in the Management band. This is higher than the North America regional average of C, and higher than the IT & software development sector average of C.

Leadership (A/A-): Implementing current best practices

Management (B/B-): Taking coordinated action on climate issues

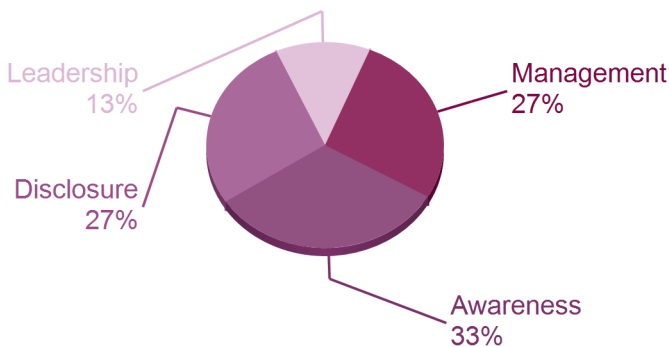
Awareness (C/C-): Knowledge of impacts on, and of, climate issues

Disclosure (D/D-): Transparent about climate issues

ACTIVITY GROUP PERFORMANCE

IT & software development

Your company is amongst 27% of companies that reached Management level in your Activity Group.

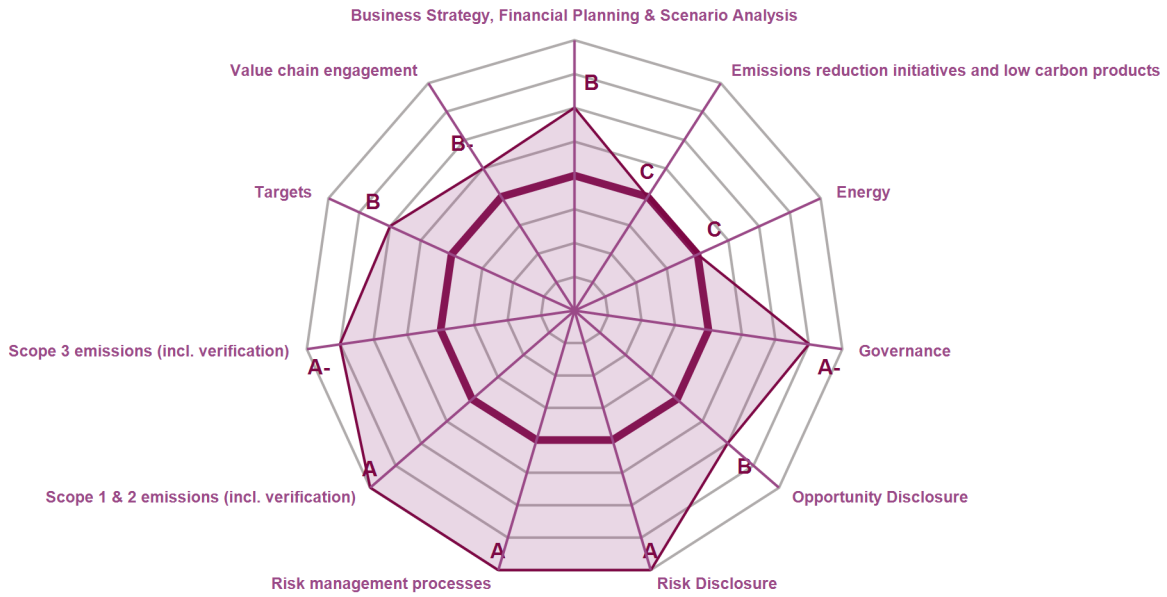


A sample of A-list companies from your Activity Group:

- Capgemini SE
- Fujitsu Limited
- NEC Corporation

*Please note that the peer group average scores are compiled with only investor-requested company scores

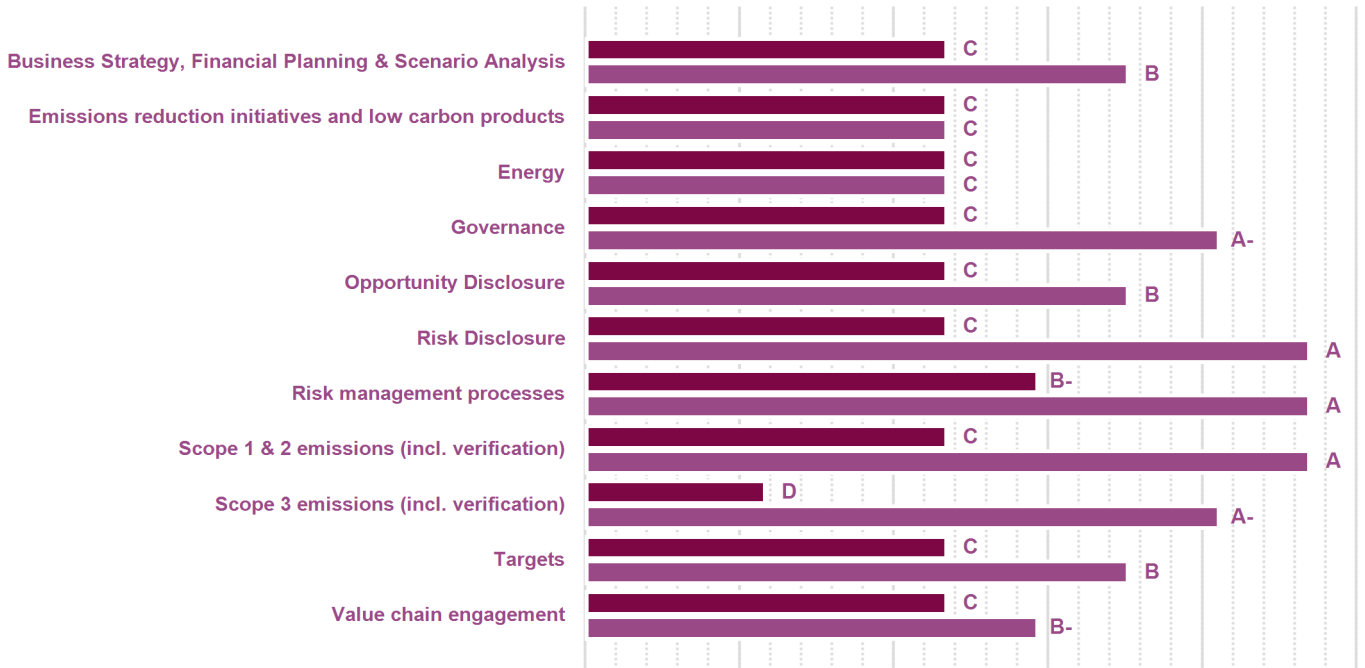
CATEGORY SCORES



If a company scored a C or below, they will not have been scored for Management or Leadership points (the dark purple line represents this).

Please download the ['CDP Scoring Introduction'](#) for more information.

CATEGORY SCORES BENCHMARKING



Scenario analysis No, but we anticipate using qualitative and/or quantitative analysis in the next two years

Each category score in the bar chart represents the progression within each scoring level. Some categories have not been included for category score breakdown as either not enough questions feed into these categories to give a representative score or they are not scored at both Management and Leadership levels. Scoring categories are groupings of questions by topic. They are sub-groups of the 2023 questionnaire modules and are consistent across all sectors. Weighting applied to each category varies across sectors to highlight the areas most important to environmental stewardship in specific sectors.

To find out more about category weightings for each sector, please download the ['CDP Scoring Categories and Weighting'](#) documents.